

FIA WEC

Official Test - 87^e Edition des 24 Heures du Mans

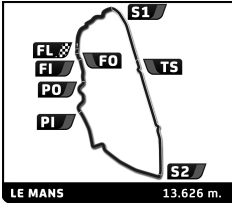
Test Session

Classification



No	Team	Drivers	Car	Cl	Ty	Time	Lap Total	Gap	Kph	
1	8 Toyota Gazoo Racing	S. BUEMI / K. NAKAJIMA / F. ALONSO / B. HARTLEY	Toyota TS050 - Hybrid	LMP1	H	M	3:19.440	99 108	- -	246.0
2	7 Toyota Gazoo Racing	M. CONWAY / K. KOBAYASHI / J. LOPEZ / B. HARTLEY	Toyota TS050 - Hybrid	LMP1	H	M	3:20.249	109 112	+0.809 +0.809	245.0
3	1 Rebellion Racing	N. JANI / A. LOTTERER / B. SENNA	Rebellion R13 - Gibson	LMP1	M	M	3:21.323	75 77	+1.883 +1.074	243.7
4	11 SMP Racing	V. PETROV / M. ALESHIN / S. VANDORNE	BR Engineering BR1 - AER	LMP1	M	M	3:22.061	60 61	+2.621 +0.738	242.8
5	3 Rebellion Racing	T. LAURENT / N. BERTHON / G. MENEZES	Rebellion R13 - Gibson	LMP1	M	M	3:22.194	84 84	+2.754 +0.133	242.6
6	17 SMP Racing	S. SARRAZIN / E. ORUDZHEV / S. SIROTKIN	BR Engineering BR1 - AER	LMP1	M	M	3:22.199	70 70	+2.759 +0.005	242.6
7	10 DragonSpeed	H. HEDMAN / B. HANLEY / R. VAN DER ZANDE	BR Engineering BR1 - Gibson	LMP1	M	M	3:25.211	22 31	+5.771 +3.012	239.0
8	4 Bykolles Racing Team	T. DILLMANN / O. WEBB / P. RUBERTI	Enso CLM P1/01 - Nismo	LMP1	M	M	3:26.991	38 47	+7.551 +1.780	237.0
9	38 Jackie Chan DC Racing	H. TUNG / S. RICHELMI / G. AUBRY	Oreca 07 - Gibson	LMP2	D	M	3:28.504	89 91	+9.064 +1.513	235.3
10	31 DragonSpeed	R. GONZALEZ / P. MALDONADO / A. DAVIDSON	Oreca 07 - Gibson	LMP2	M	M	3:28.769	83 84	+9.329 +0.265	235.0
11	36 Signatech Alpine Matmut	N. LAPIERRE / A. NEGRÃO / P. THIRIET	Alpine A470 - Gibson	LMP2	M	M	3:28.997	70 71	+9.557 +0.228	234.7
12	39 Graff	T. GOMBOUY / Y. CAPILLARE / J. HIRSCH / A. COUGNAUD	Oreca 07 - Gibson	LMP2	M	M	3:29.901	77 82	+10.461 +0.904	233.7
13	28 TDS Racing	F. PERRODO / M. YAXIVIERE / L. DUVAL	Oreca 07 - Gibson	LMP2	D	M	3:30.319	41 85	+10.879 +0.418	233.2
14	26 G-Drive Racing	R. RUSINOV / J. VAN UITER / J. VERGNE	Aurus 01 - Gibson	LMP2	D	M	3:30.457	50 93	+11.017 +0.138	233.1
15	29 Racing Team Nederland	F. VAN EERD / G. VAN DER GARDE / N. DE VRIES	Dallara P217 Gibson	LMP2	M	M	3:30.674	84 84	+11.234 +0.217	232.8
16	30 Duqueine Engineering	N. JAMIN / P. RAGUES / R. DUMAS	Oreca 07 - Gibson	LMP2	M	M	3:30.715	79 79	+11.275 +0.041	232.8
17	32 United Autosports	R. CULLEN / A. BRUNDLE	Ligier JSP217 - Gibson	LMP2	M	M	3:30.847	43 80	+11.407 +0.132	232.7
18	25 Algarve Pro Racing	D. ZOLLINGER / A. PIZZITOLA / J. FALB / J. FRENCH	Oreca 07 - Gibson	LMP2	D	M	3:31.074	66 82	+11.634 +0.227	232.4
19	48 IDEC Sport	P. LAFARGUE / P. CHATIN / M. ROJAS	Oreca 07 - Gibson	LMP2	M	M	3:31.332	68 78	+11.892 +0.258	232.1
20	37 Jackie Chan DC Racing	D. HEINEMIER-HANSSON / J. KING / R. TAYLOR	Oreca 07 - Gibson	LMP2	D	M	3:31.641	49 50	+12.201 +0.309	231.8
21	23 Panis Barthez Competition	R. BINDER / J. CANAL / W. STEVENS / T. BURET	Ligier JSP217 - Gibson	LMP2	D	M	3:31.694	86 86	+12.254 +0.053	231.7
22	43 RLR M Sport/Tower Events	J. FARANO / A. MAINI / N. NATO	Oreca 07 - Gibson	LMP2	D	M	3:32.192	68 88	+12.752 +0.498	231.2
23	22 United Autosports	P. HANSON / F. ALBUQUERQUE / P. DI RESTA	Ligier JSP217 - Gibson	LMP2	M	M	3:32.242	40 82	+12.802 +0.050	231.1
24	47 Cetilar R.Villorba Corse	R. LACORTE / G. SERNAGIOTTO / A. BELICCHI	Dallara P217 - Gibson	LMP2	M	M	3:32.551	72 74	+13.111 +0.309	230.8
25	20 High Class Racing	A. FJORDBACH / D. ANDERSEN / M. BECHE	Oreca 07 - Gibson	LMP2	D	M	3:33.202	54 84	+13.762 +0.651	230.1
26	49 ARC Bratislava	M. KONOPKA / H. ENGVIST / K. TERESCHENKO	Ligier JSP217 - Gibson	LMP2	D	M	3:34.322	55 75	+14.882 +1.120	228.9
27	34 Inter Europol Competition	J. SMIECHOWSKI / J. WINSLOW / N. MOORE	Ligier JSP217 - Gibson	LMP2	M	M	3:34.987	42 78	+15.547 +0.665	228.2
28	50 Larbre Competition	E. CREED / R. RICCI / N. BOULLE / C. PHILIPPON	Ligier JSP217 - Gibson	LMP2	M	M	3:35.457	75 76	+16.017 +0.470	227.7
29	63 Corvette Racing	J. MAGNUSSEN / A. GARCIA / M. ROCKENFELLER	Chevrolet Corvette C7.R	LMGTE Pro	M	M	3:54.001	79 91	+34.561+18.544	209.6
30	67 Ford Chip Ganassi UK	A. PRIAULX / H. TINCKNELL / J. BOMARITO	Ford GT	LMGTE Pro	M	M	3:54.032	48 90	+34.592 +0.031	209.6
31	64 Corvette Racing	O. GAVIN / T. MILNER / M. FÄSSLER	Chevrolet Corvette C7.R	LMGTE Pro	M	M	3:54.036	70 75	+34.596 +0.004	209.6
32	71 AF Corse	D. RIGON / S. BIRD / M. MOLINA	Ferrari 488 GTE EVO	LMGTE Pro	M	M	3:54.103	60 61	+34.663 +0.067	209.5
33	93 Porsche GT Team	P. PILET / E. BAMBER / N. TANDY	Porsche 911 RSR	LMGTE Pro	M	M	3:54.233	86 87	+34.793 +0.130	209.4
34	91 Porsche GT Team	G. BRUNI / R. LIETZ / F. MAKOWIECKI	Porsche 911 RSR	LMGTE Pro	M	M	3:54.279	75 75	+34.839 +0.046	209.4
35	66 Ford Chip Ganassi UK	S. MÜCKE / O. PLA / B. JOHNSON	Ford GT	LMGTE Pro	M	M	3:54.460	69 72	+35.020 +0.181	209.2
36	51 AF Corse	A. PIER GUIDI / J. CALADO / D. SERRA	Ferrari 488 GTE EVO	LMGTE Pro	M	M	3:54.497	49 78	+35.057 +0.037	209.2
37	97 Aston Martin Racing	A. LYNN / M. MARTIN / J. ADAM / R. GUNN	Aston Martin Vantage AMR	LMGTE Pro	M	M	3:54.583	77 97	+35.143 +0.086	209.1
38	69 Ford Chip Ganassi USA	R. BRISCOE / R. WESTBROOK / S. DIXON	Ford GT	LMGTE Pro	M	M	3:54.718	50 72	+35.278 +0.135	209.0
39	68 Ford Chip Ganassi USA	J. HAND / D. MÜLLER / S. BURDAIS	Ford GT	LMGTE Pro	M	M	3:54.784	47 50	+35.344 +0.066	208.9
40	94 Porsche GT Team	S. MÜLLER / M. JAMINET / D. OLSEN	Porsche 911 RSR	LMGTE Pro	M	M	3:54.996	66 74	+35.556 +0.212	208.7
41	92 Porsche GT Team	M. CHRISTENSEN / K. ESTRE / L. VANTHOOR	Porsche 911 RSR	LMGTE Pro	M	M	3:55.156	76 78	+35.716 +0.160	208.6
42	95 Aston Martin Racing	M. SØRENSEN / N. THIM / D. TURNER / R. GUNN	Aston Martin Vantage AMR	LMGTE Pro	M	M	3:55.237	49 50	+35.797 +0.081	208.5
43	89 Risi Competizione	P. DERANI / O. JARVIS / J. GOUNON	Ferrari 488 GTE EVO	LMGTE Pro	M	M	3:55.298	29 44	+35.858 +0.061	208.5
44	81 BMW Team MTEK	N. CATSBURG / M. TOMCZYK / P. ENG / .	BMW M8 GTE	LMGTE Pro	M	M	3:56.415	75 84	+36.975 +1.117	207.5
45	82 BMW Team MTEK	A. FARPUS / A. FELIX DA COSTA / J. KROHN / .	BMW M8 GTE	LMGTE Pro	M	M	3:56.742	55 78	+37.302 +0.327	207.2
46	62 WeatherTech Racing	C. MACNEIL / T. VILANDER / R. SMITH	Ferrari F488 GTE	LMGTE Am	M	M	3:56.862	41 53	+37.422 +0.120	207.1
47	61 Clearwater Racing	L. PEREZ-COMPANIC / M. GRIFFIN / M. CRESSONI	Ferrari F488 GTE	LMGTE Am	M	M	3:56.923	90 91	+37.483 +0.061	207.0
48	54 Spirit of Race	T. FLOHR / F. CASTELLACCI / G. FISICHELLA	Ferrari F488 GTE	LMGTE Am	M	M	3:56.935	76 77	+37.495 +0.012	207.0
49	57 Car Guy Racing	T. KIMURA / K. COZZOLINO / C. LEDOGAR	Ferrari F488 GTE	LMGTE Am	M	M	3:57.335	76 91	+37.895 +0.400	206.7
50	60 Kessel Racing	C. SCHIAYONI / A. PICCINI / S. PIANEZZOLA	Ferrari F488 GTE	LMGTE Am	M	M	3:57.733	72 73	+38.293 +0.398	206.3
51	86 Gulf Racing	M. WAINWRIGHT / B. BARKER / T. PREINING	Porsche 911 RSR	LMGTE Am	M	M	3:57.749	77 77	+38.309 +0.016	206.3
52	77 Dempsey - Proton Racing	M. CAMPBELL / C. RIED / J. ÄNDLAUER	Porsche 911 RSR	LMGTE Am	M	M	3:57.781	70 76	+38.341 +0.032	206.3
53	70 MR Racing	M. ISHIKAWA / O. BERETTA / E. CHEVERE	Ferrari F488 GTE	LMGTE Am	M	M	3:58.048	73 87	+38.608 +0.267	206.1
54	83 Kessel Racing	M. GOSTNER / R. FREY / M. GATTING	Ferrari F488 GTE	LMGTE Am	M	M	3:58.262	69 81	+38.822 +0.214	205.9
55	98 Aston Martin Racing	P. DALLA LANA / P. LAMY / M. LAUDA	Aston Martin Vantage	LMGTE Am	M	M	3:58.292	93 97	+38.852 +0.030	205.9
56	78 Proton Competition	L. PRETTE / P. PRETTE / Y. ABRIL	Porsche 911 RSR	LMGTE Am	M	M	3:58.524	67 79	+39.084 +0.232	205.7
57	90 TF Sport	S. YOLUC / E. ALERS-HANKEY / C. EASTWOOD	Aston Martin Vantage	LMGTE Am	M	M	3:58.843	63 78	+39.403 +0.319	205.4
58	84 JMW Motorsport	J. SEGAL / R. BAPTISTA / W. LU	Ferrari F488 GTE	LMGTE Am	M	M	3:58.855	66 66	+39.415 +0.012	205.4
59	88 Dempsey - Proton Racing	S. HOSHINO / G. RODA JR / M. CAIROLI	Porsche 911 RSR	LMGTE Am	M	M	3:58.866	47 73	+39.426 +0.011	205.4
60	56 Team Project 1	J. BERGMEISTER / P. LINDSEY / E. PERFETTI	Porsche 911 RSR	LMGTE Am	M	M	3:59.418	21 47	+39.978 +0.552	204.9
61	85 Keating Motorsport	B. KEATING / J. BLEEKEMOLEN / F. FRAGA	Ford GT	LMGTE Am	M	M	3:59.725	62 66	+40.285 +0.307	204.6
62	99 Dempsey - Proton Racing	T. KROHN / N. JÖNSSON / P. LONG	Porsche 911 RSR	LMGTE Am	M	M	3:59.774	30 67	+40.334 +0.049	204.6
Fastest Lap						Lap 99	Sébastien BUEMI	3:19.440	246.0 Kph	





FIA WEC
 Official Test - 87^e Edition des 24 Heures du Mans
 Test Session
 Classification



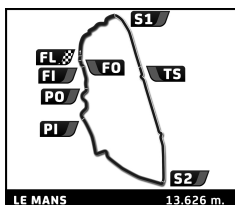
No Team	Drivers	Car	Cl	Ty	Time	Lap Total	Gap	Kph
---------	---------	-----	----	----	------	-----------	-----	-----

Published at:

Track Temp: **37.78 °C** Air Temp: **30.94 °C** Track Status: **DRY**

Race Director	Timekeeper
----------------------	-------------------





FIA WEC

Official Test - 87^e Edition des 24 Heures du Mans

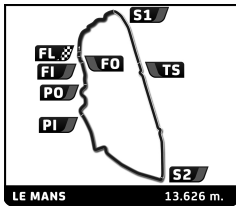
Test Session

Classification by Class



No Team	Drivers	Car	Ty	Time	Lap Total	Gap	Kph
LMP1							
1	8 Toyota Gazoo Racing	S. BUEMI / K. NAKAJIMA / F. ALONSO / B. HARTLEY	Toyota TS050 - Hybrid	H M	3:19.440	99 108	
2	7 Toyota Gazoo Racing	M. CONWAY / K. KOBAYASHI / J. LOPEZ / B. HARTLEY	Toyota TS050 - Hybrid	H M	3:20.249	109 112	+0.809 +0.809
3	1 Rebellion Racing	N. JANI / A. LOTTERER / B. SENNA	Rebellion R13 - Gibson	M	3:21.323	75 77	+1.883 +1.074
4	11 SMP Racing	V. PETROV / M. ALESHIN / S. VANDOORNE	BR Engineering BR1 - AER	M	3:22.061	60 61	+2.621 +0.738
5	3 Rebellion Racing	T. LAURENT / N. BERTHON / G. MENEZES	Rebellion R13 - Gibson	M	3:22.194	84 84	+2.754 +0.133
6	17 SMP Racing	S. SARRAZIN / E. ORUDZHEV / S. SIROTKIN	BR Engineering BR1 - AER	M	3:22.199	70 70	+2.759 +0.005
7	10 DragonSpeed	H. HEDMAN / B. HANLEY / R. VAN DER ZANDE	BR Engineering BR1 - Gibson	M	3:25.211	22 31	+5.771 +3.012
8	4 Bykolles Racing Team	T. DILLMANN / O. WEBB / P. RUBERTI	Enso CLM P1/01 - Nismo	M	3:26.991	38 47	+7.551 +1.780
LMP2							
1	38 Jackie Chan DC Racing	H. TUNG / S. RICHELMI / G. AUBRY	Oreca 07 - Gibson	D	3:28.504	89 91	
2	31 DragonSpeed	R. GONZALEZ / P. MALDONADO / A. DAVIDSON	Oreca 07 - Gibson	M	3:28.769	83 84	+0.265 +0.265
3	36 Signatech Alpine Matmut	N. LAPIERRE / A. NEGRÃO / P. THIRIET	Alpine A470 - Gibson	M	3:28.997	70 71	+0.493 +0.228
4	39 Graff	T. GOMMENDY / V. CAPILLAIRE / J. HIRSCHI / A. COUGNAUD	Oreca 07 - Gibson	M	3:29.901	77 82	+1.397 +0.904
5	28 TDS Racing	F. PERRODO / M. VAXIVIERE / L. DUVAL	Oreca 07 - Gibson	D	3:30.319	41 85	+1.815 +0.418
6	26 G-Drive Racing	R. RUSINOV / J. VAN UITERT / J. VERGNE	Aurus 01 - Gibson	D	3:30.457	50 93	+1.953 +0.138
7	29 Racing Team Nederland	F. VAN EERD / G. VAN DER GARDE / N. DE VRIES	Dallara P217 Gibson	M	3:30.674	84 84	+2.170 +0.217
8	30 Duqueine Engineering	N. JAMIN / P. RAGUES / R. DUMAS	Oreca 07 - Gibson	M	3:30.715	79 79	+2.211 +0.041
9	32 United Autosports	R. CULLEN / A. BRUNDLE	Ligier JSP217 - Gibson	M	3:30.847	43 80	+2.343 +0.132
10	25 Algarve Pro Racing	D. ZOLLINGER / A. PIZZITOLA / J. FALB / J. FRENCH	Oreca 07 - Gibson	D	3:31.074	66 82	+2.570 +0.227
11	48 IDEC Sport	P. LAFARGUE / P. CHATIN / M. ROJAS	Oreca 07 - Gibson	M	3:31.332	68 78	+2.828 +0.258
12	37 Jackie Chan DC Racing	D. HEINEMEIER-HANSSON / J. KING / R. TAYLOR	Oreca 07 - Gibson	D	3:31.641	49 50	+3.137 +0.309
13	23 Panis Barthez Competition	R. BINDER / J. CANAL / W. STEVENS / T. BURET	Ligier JSP217 - Gibson	D	3:31.694	86 86	+3.190 +0.053
14	43 RLR M Sport/Tower Events	J. FARANO / A. MAJINI / N. NATO	Oreca 07 - Gibson	D	3:32.192	68 88	+3.688 +0.498
15	22 United Autosports	P. HANSON / F. ALBUQUERQUE / P. DI RESTA	Ligier JSP217 - Gibson	M	3:32.242	40 82	+3.738 +0.050
16	47 Cefilar R.Villorba Corse	R. LACORTE / G. SERNAGIOTTO / A. BELICCHI	Dallara P217 - Gibson	M	3:32.551	72 74	+4.047 +0.309
17	20 High Class Racing	A. FJORBACH / D. ANDERSEN / M. BECHE	Oreca 07 - Gibson	D	3:33.202	54 84	+4.698 +0.651
18	49 ARC Bratislava	M. KONOPKA / H. ENQVIST / K. TERESCHENKO	Ligier JSP217 - Gibson	D	3:34.322	55 75	+5.818 +1.120
19	34 Inter Europool Competition	J. SMIECHOWSKI / J. WINSLOW / N. MOORE	Ligier JSP217 - Gibson	M	3:34.987	42 78	+6.483 +0.665
20	50 Larbre Competition	E. CREED / R. RICCI / N. BOULLE / C. PHILIPPON	Ligier JSP217 - Gibson	M	3:35.457	75 76	+6.953 +0.470
LMGTE Pro							
1	63 Corvette Racing	J. MAGNUSSEN / A. GARCIA / M. ROCKENFELLER	Chevrolet Corvette C7.R	M	3:54.001	79 91	
2	67 Ford Chip Ganassi UK	A. PRIAULX / H. TINCKNELL / J. BOMARITO	Ford GT	M	3:54.032	48 90	+0.031 +0.031
3	64 Corvette Racing	O. GAVIN / T. MILNER / M. FÄSSLER	Chevrolet Corvette C7.R	M	3:54.036	70 75	+0.035 +0.004
4	71 AF Corse	D. RIGON / S. BIRD / M. MOLINA	Ferrari 488 GTE EVO	M	3:54.103	60 61	+0.102 +0.067
5	93 Porsche GT Team	P. PILET / E. BAMBER / N. TANDY	Porsche 911 RSR	M	3:54.233	86 87	+0.232 +0.130
6	91 Porsche GT Team	G. BRUNI / R. LIETZ / F. MAKOWIECKI	Porsche 911 RSR	M	3:54.279	75 75	+0.278 +0.046
7	66 Ford Chip Ganassi UK	S. MÜCKE / O. PLA / B. JOHNSON	Ford GT	M	3:54.460	69 72	+0.459 +0.181
8	51 AF Corse	A. PIER GUIDI / J. CALADO / D. SERRA	Ferrari 488 GTE EVO	M	3:54.497	49 78	+0.496 +0.037
9	97 Aston Martin Racing	A. LYNN / M. MARTIN / J. ADAM / R. GUNN	Aston Martin Vantage AMR	M	3:54.583	77 97	+0.582 +0.086
10	69 Ford Chip Ganassi USA	R. BRISCOE / R. WESTBROOK / S. DIXON	Ford GT	M	3:54.718	50 72	+0.717 +0.135
11	68 Ford Chip Ganassi USA	J. HAND / D. MÜLLER / S. BURDAIS	Ford GT	M	3:54.784	47 50	+0.783 +0.066
12	94 Porsche GT Team	S. MÜLLER / M. JAMINET / D. OLSEN	Porsche 911 RSR	M	3:54.996	66 74	+0.995 +0.212
13	92 Porsche GT Team	M. CHRISTENSEN / K. ESTRE / L. VANTHOOR	Porsche 911 RSR	M	3:55.156	76 78	+1.155 +0.160
14	95 Aston Martin Racing	M. SØRENSEN / N. THIM / D. TURNER / R. GUNN	Aston Martin Vantage AMR	M	3:55.237	49 50	+1.236 +0.081
15	89 Risi Competizione	P. DERANI / O. JARVIS / J. GOUNON	Ferrari 488 GTE EVO	M	3:55.298	29 44	+1.297 +0.061
16	81 BMW Team MTEK	N. CATSBURG / M. TOMCZYK / P. ENG / .	BMW M8 GTE	M	3:56.415	75 84	+2.414 +1.117
17	82 BMW Team MTEK	A. FARFUS / A. FELIX DA COSTA / J. KROHN / .	BMW M8 GTE	M	3:56.742	55 78	+2.741 +0.327
LMGTE Am							





FIA WEC

Official Test - 87^e Edition des 24 Heures du Mans

Test Session

Classification by Class



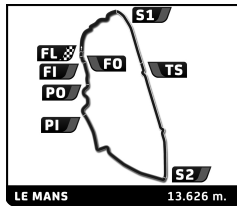
No Team	Drivers	Car	Ty	Time	Lap Total	Gap	Kph
1 62 WeatherTech Racing	C. MACNEIL / T. VILANDER / R. SMITH	Ferrari F488 GTE	M	3:56.862	41 53		207.1
2 61 Clearwater Racing	L. PEREZ-COMPANC / M. GRIFFIN / M. CRESSONI	Ferrari F488 GTE	M	3:56.923	90 91	+0.061 +0.061	207.0
3 54 Spirit of Race	T. FLOHR / F. CASTELLACCI / G. FISICHELLA	Ferrari F488 GTE	M	3:56.935	76 77	+0.073 +0.012	207.0
4 57 Car Guy Racing	T. KIMURA / K. COZZOLINO / C. LEDOGAR	Ferrari F488 GTE	M	3:57.335	76 91	+0.473 +0.400	206.7
5 60 Kessel Racing	C. SCHIAYONI / A. PICCINI / S. PIANEZZOLA	Ferrari F488 GTE	M	3:57.733	72 73	+0.871 +0.398	206.3
6 86 Gulf Racing	M. WAINWRIGHT / B. BARKER / T. PREINING	Porsche 911 RSR	M	3:57.749	77 77	+0.887 +0.016	206.3
7 77 Dempsey - Proton Racing	M. CAMPBELL / C. RIED / J. ANDLAUER	Porsche 911 RSR	M	3:57.781	70 76	+0.919 +0.032	206.3
8 70 MR Racing	M. ISHIKAWA / O. BERETTA / E. CHEEVER	Ferrari F488 GTE	M	3:58.048	73 87	+1.186 +0.267	206.1
9 83 Kessel Racing	M. GOSTNER / R. FREY / M. GATTING	Ferrari F488 GTE	M	3:58.262	69 81	+1.400 +0.214	205.9
10 98 Aston Martin Racing	P. DALLA LANA / P. LAMY / M. LAUDA	Aston Martin Vantage	M	3:58.292	93 97	+1.430 +0.030	205.9
11 78 Proton Competition	L. PRETTE / P. PRETTE / Y. ABRIL	Porsche 911 RSR	M	3:58.524	67 79	+1.662 +0.232	205.7
12 90 TF Sport	S. YOLUC / E. ALERS-HANKEY / C. EASTWOOD	Aston Martin Vantage	M	3:58.843	63 78	+1.981 +0.319	205.4
13 84 JMW Motorsport	J. SEGAL / R. BAPTISTA / W. LU	Ferrari F488 GTE	M	3:58.855	66 66	+1.993 +0.012	205.4
14 88 Dempsey - Proton Racing	S. HOSHINO / G. RODA JR / M. CAIROLI	Porsche 911 RSR	M	3:58.866	47 73	+2.004 +0.011	205.4
15 56 Team Project 1	J. BERGMEISTER / P. LINDSEY / E. PERFETTI	Porsche 911 RSR	M	3:59.418	21 47	+2.556 +0.552	204.9
16 85 Keating Motorsport	B. KEATING / J. BLEEKEMOLEN / F. FRAGA	Ford GT	M	3:59.725	62 66	+2.863 +0.307	204.6
17 99 Dempsey - Proton Racing	T. KROHN / N. JÖNSSON / P. LONG	Porsche 911 RSR	M	3:59.774	30 67	+2.912 +0.049	204.6

Published at:

Track Temp: **37.78 °C** Air Temp: **30.94 °C** Track Status: **DRY**

Race Director	Timekeeper
---------------	------------





FIA WEC

Official Test - 87^e Edition des 24 Heures du Mans

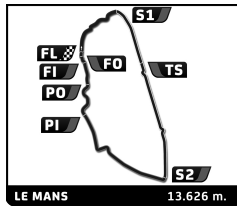
Test Session



Classification by Driver Fastest Lap

No	Team	Car	Class	Driver	Time	Lap	Total	Gap	Kph
1	8 Toyota Gazoo Racing	Toyota TS050 - Hybrid	LMP1 H	Sébastien BUEMI	3:19.440	36	37		246.0
2	7 Toyota Gazoo Racing	Toyota TS050 - Hybrid	LMP1 H	Mike CONWAY	3:20.249	30	33	0.809	0.809 245.0
3	8 Toyota Gazoo Racing	Toyota TS050 - Hybrid	LMP1 H	Fernando ALONSO	3:20.426	27	29	0.986	0.177 244.7
4	7 Toyota Gazoo Racing	Toyota TS050 - Hybrid	LMP1 H	Kamui KOBAYASHI	3:20.586	33	41	1.146	0.160 244.6
5	7 Toyota Gazoo Racing	Toyota TS050 - Hybrid	LMP1 H	Jose Maria LOPEZ	3:20.624	31	38	1.184	0.038 244.5
6	8 Toyota Gazoo Racing	Toyota TS050 - Hybrid	LMP1 H	Kazuki NAKAJIMA	3:21.265	34	37	1.825	0.641 243.7
7	1 Rebellion Racing	Rebellion R13 - Gibson	LMP1	André LOTTERER	3:21.323	32	34	1.883	0.058 243.7
8	11 SMP Racing	BR Engineering BR1 - AER	LMP1	Stoffel VANDORNE	3:22.061	29	30	2.621	0.738 242.8
9	3 Rebellion Racing	Rebellion R13 - Gibson	LMP1	Nathanaël BERTHON	3:22.194	26	26	2.754	0.133 242.6
10	17 SMP Racing	BR Engineering BR1 - AER	LMP1	Stéphane SARRAZIN	3:22.199	26	26	2.759	0.005 242.6
11	3 Rebellion Racing	Rebellion R13 - Gibson	LMP1	Thomas LAURENT	3:22.232	25	28	2.792	0.033 242.6
12	11 SMP Racing	BR Engineering BR1 - AER	LMP1	Mikhail ALESHIN	3:22.932	13	14	3.492	0.700 241.7
13	3 Rebellion Racing	Rebellion R13 - Gibson	LMP1	Gustavo MENEZES	3:23.081	26	30	3.641	0.149 241.5
14	17 SMP Racing	BR Engineering BR1 - AER	LMP1	Egor ORUDZHEV	3:23.357	23	24	3.917	0.276 241.2
15	11 SMP Racing	BR Engineering BR1 - AER	LMP1	Vitaly PETROV	3:23.449	15	17	4.009	0.092 241.1
16	17 SMP Racing	BR Engineering BR1 - AER	LMP1	Sergey SIROTKIN	3:24.789	14	20	5.349	1.340 239.5
17	10 DragonSpeed	BR Engineering BR1 - Gibson	LMP1	Renger VAN DER ZANDE	3:25.211	6	7	5.771	0.422 239.0
18	10 DragonSpeed	BR Engineering BR1 - Gibson	LMP1	Ben HANLEY	3:25.753	6	9	6.313	0.542 238.4
19	4 Bykolles Racing Team	Enso CLM P1/01 - Nismo	LMP1	Tom DILLMANN	3:26.991	25	27	7.551	1.238 237.0
20	1 Rebellion Racing	Rebellion R13 - Gibson	LMP1	Neel JANI	3:27.073	10	18	7.633	0.082 236.9
21	8 Toyota Gazoo Racing	Toyota TS050 - Hybrid	LMP1 H	Brendon HARTLEY	3:27.138	3	5	7.698	0.065 236.8
22	1 Rebellion Racing	Rebellion R13 - Gibson	LMP1	Bruno SENNA	3:28.351	10	25	8.911	1.213 235.4
23	38 Jackie Chan DC Racing	Oreca 07 - Gibson	LMP2	Ho-Pin TUNG	3:28.504	29	31	9.064	0.153 235.3
24	31 DragonSpeed	Oreca 07 - Gibson	LMP2	Pastor MALDONADO	3:28.769	22	23	9.329	0.265 235.0
25	36 Signatech Alpine Matmut	Alpine A470 - Gibson	LMP2	Nicolas LAPIERRE	3:28.997	19	20	9.557	0.228 234.7
26	38 Jackie Chan DC Racing	Oreca 07 - Gibson	LMP2	Stéphane RICHELMI	3:29.462	34	35	10.022	0.465 234.2
27	39 Graff	Oreca 07 - Gibson	LMP2	Tristan GOMMENDY	3:29.901	31	32	10.461	0.439 233.7
28	31 DragonSpeed	Oreca 07 - Gibson	LMP2	Anthony DAVIDSON	3:30.215	15	31	10.775	0.314 233.3
29	28 TDS Racing	Oreca 07 - Gibson	LMP2	Loïc DUVAL	3:30.319	13	20	10.879	0.104 233.2
30	26 G-Drive Racing	Aurus 01 - Gibson	LMP2	Jean-Eric VERGNE	3:30.457	10	29	11.017	0.138 233.1
31	29 Racing Team Nederland	Dallara P217 Gibson	LMP2	Nyck DE VRIES	3:30.674	37	37	11.234	0.217 232.8
32	30 Duqueine Engineering	Oreca 07 - Gibson	LMP2	Nicolas JAMIN	3:30.715	34	34	11.275	0.041 232.8
33	30 Duqueine Engineering	Oreca 07 - Gibson	LMP2	Pierre RAGUES	3:30.827	24	25	11.387	0.112 232.7
34	32 United Autosports	Ligier JSP217 - Gibson	LMP2	Alex BRUNDLE	3:30.847	14	29	11.407	0.020 232.7
35	30 Duqueine Engineering	Oreca 07 - Gibson	LMP2	Romain DUMAS	3:30.938	19	20	11.498	0.091 232.5
36	25 Algarve Pro Racing	Oreca 07 - Gibson	LMP2	Andrea PIZZITOLA	3:31.074	19	21	11.634	0.136 232.4
37	10 DragonSpeed	BR Engineering BR1 - Gibson	LMP1	Henrik HEDMAN	3:31.110	14	15	11.670	0.036 232.4
38	48 IDEC Sport	Oreca 07 - Gibson	LMP2	Paul Loup CHATIN	3:31.332	23	26	11.892	0.222 232.1
39	26 G-Drive Racing	Aurus 01 - Gibson	LMP2	Job VAN UITERT	3:31.436	33	34	11.996	0.104 232.0
40	37 Jackie Chan DC Racing	Oreca 07 - Gibson	LMP2	David HENNINGER-HANSSON	3:31.641	18	19	12.201	0.205 231.8
41	23 Panis Barthez Competition	Ligier JSP217 - Gibson	LMP2	William STEVENS	3:31.694	22	22	12.254	0.053 231.7
42	36 Signatech Alpine Matmut	Alpine A470 - Gibson	LMP2	André NEGRÃO	3:31.964	18	25	12.524	0.270 231.4
43	29 Racing Team Nederland	Dallara P217 Gibson	LMP2	Giedo VAN DER GARDE	3:32.042	17	28	12.602	0.078 231.3
44	43 RLR M Sport/Tower Events	Oreca 07 - Gibson	LMP2	Norman NATO	3:32.192	7	8	12.752	0.150 231.2
45	22 United Autosports	Ligier JSP217 - Gibson	LMP2	Filipe ALBUQUERQUE	3:32.242	13	24	12.802	0.050 231.1
46	39 Graff	Oreca 07 - Gibson	LMP2	Jonathan HIRSCHI	3:32.292	14	26	12.852	0.050 231.1
47	43 RLR M Sport/Tower Events	Oreca 07 - Gibson	LMP2	Arjun MAINI	3:32.396	33	40	12.956	0.104 231.0
48	47 Cetilar R.Villorba Corse	Dallara P217 - Gibson	LMP2	Giorgio SERNAGIOTTO	3:32.551	22	24	13.111	0.155 230.8
49	36 Signatech Alpine Matmut	Alpine A470 - Gibson	LMP2	Pierre THIRIET	3:32.752	20	26	13.312	0.201 230.6
50	28 TDS Racing	Oreca 07 - Gibson	LMP2	Mathieu VAXIÈRE	3:32.925	13	24	13.485	0.173 230.4
51	39 Graff	Oreca 07 - Gibson	LMP2	Vincent CAPILLAIRE	3:32.988	22	24	13.548	0.063 230.3
52	26 G-Drive Racing	Aurus 01 - Gibson	LMP2	Roman RUSINOV	3:33.068	23	30	13.628	0.080 230.2
53	31 DragonSpeed	Oreca 07 - Gibson	LMP2	Roberto GONZALEZ	3:33.089	28	30	13.649	0.021 230.2
54	38 Jackie Chan DC Racing	Oreca 07 - Gibson	LMP2	Gabriel AUBRY	3:33.181	20	25	13.741	0.092 230.1
55	22 United Autosports	Ligier JSP217 - Gibson	LMP2	Paul DI RESTA	3:33.184	22	23	13.744	0.003 230.1
56	20 High Class Racing	Oreca 07 - Gibson	LMP2	Mathias BECHE	3:33.202	12	14	13.762	0.018 230.1
57	37 Jackie Chan DC Racing	Oreca 07 - Gibson	LMP2	Ricky TAYLOR	3:33.279	9	10	13.839	0.077 230.0
58	4 Bykolles Racing Team	Enso CLM P1/01 - Nismo	LMP1	Oliver WEBB	3:33.501	2	10	14.061	0.222 229.8
59	48 IDEC Sport	Oreca 07 - Gibson	LMP2	Memo ROJAS	3:33.668	18	21	14.228	0.167 229.6
60	48 IDEC Sport	Oreca 07 - Gibson	LMP2	Paul LAFARGUE	3:34.166	31	31	14.726	0.498 229.0
61	37 Jackie Chan DC Racing	Oreca 07 - Gibson	LMP2	Jordan KING	3:34.178	18	21	14.738	0.012 229.0
62	49 ARC Bratislava	Ligier JSP217 - Gibson	LMP2	Konstantin TERESCHENKO	3:34.322	23	24	14.882	0.144 228.9
63	32 United Autosports	Ligier JSP217 - Gibson	LMP2	Ryan CULLEN	3:34.323	38	51	14.883	0.001 228.9
64	22 United Autosports	Ligier JSP217 - Gibson	LMP2	Philip HANSON	3:34.355	29	35	14.915	0.032 228.8
65	20 High Class Racing	Oreca 07 - Gibson	LMP2	Anders FJORBACH	3:34.380	27	28	14.940	0.025 228.8
66	25 Algarve Pro Racing	Oreca 07 - Gibson	LMP2	David ZOLLINGER	3:34.601	26	26	15.161	0.221 228.6





FIA WEC

Official Test - 87^e Edition des 24 Heures du Mans

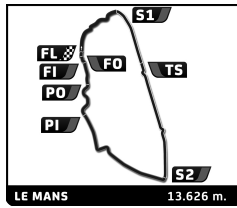
Test Session

Classification by Driver Fastest Lap



No	Team	Car	Class	Driver	Time	Lap	Total	Gap	Kph		
67	4	Bykolles Racing Team	Enso CLM P1/01 - Nismo	LMP1	Paolo RUBERTI	3:34.714	9	10	15.274	0.113	228.5
68	23	Panis Barthez Competition	Ligier JSP217 - Gibson	LMP2	Julien CANAL	3:34.751	22	24	15.311	0.037	228.4
69	34	Inter Europol Competition	Ligier JSP217 - Gibson	LMP2	Nigel MOORE	3:34.987	16	33	15.547	0.236	228.2
70	50	Larbre Competition	Ligier JSP217 - Gibson	LMP2	Nicholas BOULLE	3:35.457	28	29	16.017	0.470	227.7
71	47	Cetilar R.Villorba Corse	Dallara P217 - Gibson	LMP2	Andrea BELICCHI	3:36.163	19	28	16.723	0.706	226.9
72	23	Panis Barthez Competition	Ligier JSP217 - Gibson	LMP2	René BINDER	3:36.869	28	30	17.429	0.706	226.2
73	23	Panis Barthez Competition	Ligier JSP217 - Gibson	LMP2	Timothe BURET	3:37.843	9	10	18.403	0.974	225.2
74	28	TDS Racing	Oreca 07 - Gibson	LMP2	François PERRODO	3:38.056	16	41	18.616	0.213	225.0
75	50	Larbre Competition	Ligier JSP217 - Gibson	LMP2	Erwin CREED	3:38.095	16	18	18.655	0.039	224.9
76	50	Larbre Competition	Ligier JSP217 - Gibson	LMP2	Romano RICCI	3:38.165	17	20	18.725	0.070	224.8
77	34	Inter Europol Competition	Ligier JSP217 - Gibson	LMP2	Jakub SMIECHOWSKI	3:38.298	18	19	18.858	0.133	224.7
78	25	Algarve Pro Racing	Oreca 07 - Gibson	LMP2	John FALB	3:39.527	24	25	20.087	1.229	223.5
79	34	Inter Europol Competition	Ligier JSP217 - Gibson	LMP2	James WINSLOW	3:39.566	20	26	20.126	0.039	223.4
80	49	ARC Bratislava	Ligier JSP217 - Gibson	LMP2	Henning ENQVIST	3:39.946	17	18	20.506	0.380	223.0
81	47	Cetilar R.Villorba Corse	Dallara P217 - Gibson	LMP2	Roberto LACORTE	3:40.078	11	22	20.638	0.132	222.9
82	25	Algarve Pro Racing	Oreca 07 - Gibson	LMP2	James FRENCH	3:40.876	9	10	21.436	0.798	222.1
83	43	RLR M Sport/Tower Events	Oreca 07 - Gibson	LMP2	John FARANO	3:42.748	40	40	23.308	1.872	220.2
84	29	Racing Team Nederland	Dallara P217 Gibson	LMP2	Frits VAN EERD	3:42.789	14	19	23.349	0.041	220.2
85	20	High Class Racing	Oreca 07 - Gibson	LMP2	Dennis ANDERSEN	3:43.004	38	42	23.564	0.215	220.0
86	49	ARC Bratislava	Ligier JSP217 - Gibson	LMP2	Miroslav KONOPKA	3:44.436	28	33	24.996	1.432	218.6
87	63	Corvette Racing	Chevrolet Corvette C7.R	LMGTE Pro	Mike ROCKENFELLER	3:54.001	35	37	34.561	9.565	209.6
88	67	Ford Chip Ganassi UK	Ford GT	LMGTE Pro	Harry TINCKNELL	3:54.032	11	15	34.592	0.031	209.6
89	64	Corvette Racing	Chevrolet Corvette C7.R	LMGTE Pro	Tom MILNER	3:54.036	27	28	34.596	0.004	209.6
90	71	AF Corse	Ferrari 488 GTE EVO	LMGTE Pro	Davide RIGON	3:54.103	17	18	34.663	0.067	209.5
91	93	Porsche GT Team	Porsche 911 RSR	LMGTE Pro	Nicholas TANDY	3:54.233	29	30	34.793	0.130	209.4
92	91	Porsche GT Team	Porsche 911 RSR	LMGTE Pro	Gianmaria BRUNI	3:54.279	27	27	34.839	0.046	209.4
93	67	Ford Chip Ganassi UK	Ford GT	LMGTE Pro	Andy PRIAULX	3:54.457	30	40	35.017	0.178	209.2
94	66	Ford Chip Ganassi UK	Ford GT	LMGTE Pro	Stefan MÜCKE	3:54.460	21	24	35.020	0.003	209.2
95	51	AF Corse	Ferrari 488 GTE EVO	LMGTE Pro	James CALADO	3:54.497	15	18	35.057	0.037	209.2
96	51	AF Corse	Ferrari 488 GTE EVO	LMGTE Pro	Daniel SERRA	3:54.502	23	25	35.062	0.005	209.2
97	63	Corvette Racing	Chevrolet Corvette C7.R	LMGTE Pro	Antonio GARCIA	3:54.533	25	27	35.093	0.031	209.2
98	93	Porsche GT Team	Porsche 911 RSR	LMGTE Pro	Earl BAMBER	3:54.559	24	28	35.119	0.026	209.1
99	97	Aston Martin Racing	Aston Martin Vantage AMR	LMGTE Pro	Alexander LYNN	3:54.583	15	17	35.143	0.024	209.1
100	63	Corvette Racing	Chevrolet Corvette C7.R	LMGTE Pro	Jan MAGNUSSEN	3:54.620	21	27	35.180	0.037	209.1
101	71	AF Corse	Ferrari 488 GTE EVO	LMGTE Pro	Sam BIRD	3:54.652	21	22	35.212	0.032	209.0
102	69	Ford Chip Ganassi USA	Ford GT	LMGTE Pro	Richard WESTBROOK	3:54.718	34	39	35.278	0.066	209.0
103	68	Ford Chip Ganassi USA	Ford GT	LMGTE Pro	Dirk MÜLLER	3:54.784	20	23	35.344	0.066	208.9
104	64	Corvette Racing	Chevrolet Corvette C7.R	LMGTE Pro	Oliver GAVIN	3:54.838	16	26	35.398	0.054	208.9
105	66	Ford Chip Ganassi UK	Ford GT	LMGTE Pro	Olivier PLA	3:54.983	20	27	35.543	0.145	208.8
106	94	Porsche GT Team	Porsche 911 RSR	LMGTE Pro	Mathieu JAMINET	3:54.996	26	34	35.556	0.013	208.7
107	94	Porsche GT Team	Porsche 911 RSR	LMGTE Pro	Dennis OLSEN	3:55.072	19	20	35.632	0.076	208.7
108	51	AF Corse	Ferrari 488 GTE EVO	LMGTE Pro	Alessandro PIER GUIDI	3:55.114	27	35	35.674	0.042	208.6
109	92	Porsche GT Team	Porsche 911 RSR	LMGTE Pro	Michael CHRISTENSEN	3:55.156	13	15	35.716	0.042	208.6
110	69	Ford Chip Ganassi USA	Ford GT	LMGTE Pro	Ryan BRISCOE	3:55.158	24	33	35.718	0.002	208.6
111	68	Ford Chip Ganassi USA	Ford GT	LMGTE Pro	Joey HAND	3:55.168	23	27	35.728	0.010	208.6
112	67	Ford Chip Ganassi UK	Ford GT	LMGTE Pro	Jonathan BOMARITO	3:55.176	34	35	35.736	0.008	208.6
113	91	Porsche GT Team	Porsche 911 RSR	LMGTE Pro	Richard LIETZ	3:55.197	20	21	35.757	0.021	208.6
114	95	Aston Martin Racing	Aston Martin Vantage AMR	LMGTE Pro	Marco SØRENSEN	3:55.237	13	14	35.797	0.040	208.5
115	93	Porsche GT Team	Porsche 911 RSR	LMGTE Pro	Patrick PILET	3:55.238	28	29	35.798	0.001	208.5
116	89	Risi Competizione	Ferrari 488 GTE EVO	LMGTE Pro	Oliver JARVIS	3:55.298	11	13	35.858	0.060	208.5
117	71	AF Corse	Ferrari 488 GTE EVO	LMGTE Pro	Miguel MOLINA	3:55.366	16	21	35.926	0.068	208.4
118	95	Aston Martin Racing	Aston Martin Vantage AMR	LMGTE Pro	Nicki THIM	3:55.374	7	14	35.934	0.008	208.4
119	92	Porsche GT Team	Porsche 911 RSR	LMGTE Pro	Kevin ESTRE	3:55.442	31	37	36.002	0.068	208.3
120	89	Risi Competizione	Ferrari 488 GTE EVO	LMGTE Pro	Jules GOUNON	3:55.532	15	15	36.092	0.090	208.3
121	97	Aston Martin Racing	Aston Martin Vantage AMR	LMGTE Pro	Jonathan ADAM	3:55.542	26	30	36.102	0.010	208.3
122	66	Ford Chip Ganassi UK	Ford GT	LMGTE Pro	Billy JOHNSON	3:55.728	10	21	36.288	0.186	208.1
123	97	Aston Martin Racing	Aston Martin Vantage AMR	LMGTE Pro	Maxime MARTIN	3:55.917	23	24	36.477	0.189	207.9
124	89	Risi Competizione	Ferrari 488 GTE EVO	LMGTE Pro	Pipo DERANI	3:55.962	11	16	36.522	0.045	207.9
125	81	BMW Team MTEK	BMW M8 GTE	LMGTE Pro	Martin TOMCZYK	3:56.415	26	35	36.975	0.453	207.5
126	94	Porsche GT Team	Porsche 911 RSR	LMGTE Pro	Sven MÜLLER	3:56.515	19	20	37.075	0.100	207.4
127	92	Porsche GT Team	Porsche 911 RSR	LMGTE Pro	Laurens VANTHOOR	3:56.718	20	26	37.278	0.203	207.2
128	82	BMW Team MTEK	BMW M8 GTE	LMGTE Pro	Antonio FELIX DA COSTA	3:56.742	14	26	37.302	0.024	207.2
129	82	BMW Team MTEK	BMW M8 GTE	LMGTE Pro	Augusto FARFUS	3:56.771	20	26	37.331	0.029	207.2
130	91	Porsche GT Team	Porsche 911 RSR	LMGTE Pro	Frédéric MAKOWIECKI	3:56.800	25	27	37.360	0.029	207.2
131	62	WeatherTech Racing	Ferrari F488 GTE	LMGTE Am	Toni VILANDER	3:56.862	15	16	37.422	0.062	207.1
132	61	Clearwater Racing	Ferrari F488 GTE	LMGTE Am	Matthew GRIFFIN	3:56.923	22	23	37.483	0.061	207.0





FIA WEC

Official Test - 87^e Edition des 24 Heures du Mans

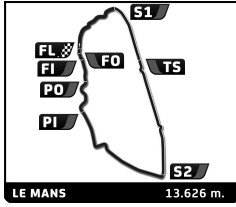
Test Session



Classification by Driver Fastest Lap

No	Team	Car	Class	Driver	Time	Lap	Total	Gap	Kph	
133	54 Spirit of Race	Ferrari F488 GTE	LMGTE Am	Giancarlo FISICHELLA	3:56.935	14	15	37.495	0.012	207.0
134	95 Aston Martin Racing	Aston Martin Vantage AMR	LMGTE Pro	Darren TURNER	3:56.943	21	22	37.503	0.008	207.0
135	81 BMW Team MTEK	BMW M8 GTE	LMGTE Pro	Nicky CATSBURG	3:56.953	25	26	37.513	0.010	207.0
136	54 Spirit of Race	Ferrari F488 GTE	LMGTE Am	Francesco CASTELLACCI	3:57.219	25	26	37.779	0.266	206.8
137	64 Corvette Racing	Chevrolet Corvette C7.R	LMGTE Pro	Marcel FÄSSLER	3:57.323	10	21	37.883	0.104	206.7
138	57 Car Guy Racing	Ferrari F488 GTE	LMGTE Am	Kei COZZOLINO	3:57.335	33	34	37.895	0.012	206.7
139	50 Larbre Competition	Ligier JSP217 - Gibson	LMP2	Christian PHILIPPON	3:57.516	5	9	38.076	0.181	206.5
140	82 BMW Team MTEK	BMW M8 GTE	LMGTE Pro	Jesse KROHN	3:57.560	19	26	38.120	0.044	206.5
141	60 Kessel Racing	Ferrari F488 GTE	LMGTE Am	Andrea PICCINI	3:57.733	21	22	38.293	0.173	206.3
142	81 BMW Team MTEK	BMW M8 GTE	LMGTE Pro	Philipp ENG	3:57.739	22	23	38.299	0.006	206.3
143	86 Gulf Racing	Porsche 911 RSR	LMGTE Am	Benjamin BARKER	3:57.749	25	25	38.309	0.010	206.3
144	77 Dempsey - Proton Racing	Porsche 911 RSR	LMGTE Am	Jörg ANDLAUER	3:57.781	15	17	38.341	0.032	206.3
145	70 MR Racing	Ferrari F488 GTE	LMGTE Am	Olivier BERETTA	3:58.048	31	32	38.608	0.267	206.1
146	83 Kessel Racing	Ferrari F488 GTE	LMGTE Am	Michelle GATTING	3:58.262	22	24	38.822	0.214	205.9
147	98 Aston Martin Racing	Aston Martin Vantage	LMGTE Am	Pedro LAMY	3:58.292	26	30	38.852	0.030	205.9
148	77 Dempsey - Proton Racing	Porsche 911 RSR	LMGTE Am	Matt CAMPBELL	3:58.334	18	24	38.894	0.042	205.8
149	61 Clearwater Racing	Ferrari F488 GTE	LMGTE Am	Matteo CRESSONI	3:58.382	30	31	38.942	0.048	205.8
150	78 Proton Competition	Porsche 911 RSR	LMGTE Am	Vincent ABRIL	3:58.524	18	19	39.084	0.142	205.7
151	98 Aston Martin Racing	Aston Martin Vantage	LMGTE Am	Mathias LAUDA	3:58.792	24	33	39.352	0.268	205.4
152	90 TF Sport	Aston Martin Vantage	LMGTE Am	Euan ALERS-HANKEY	3:58.843	24	25	39.403	0.051	205.4
153	84 JMW Motorsport	Ferrari F488 GTE	LMGTE Am	Rodrigo BAPTISTA	3:58.855	26	26	39.415	0.012	205.4
154	88 Dempsey - Proton Racing	Porsche 911 RSR	LMGTE Am	Matteo CAIROLI	3:58.866	21	22	39.426	0.011	205.4
155	70 MR Racing	Ferrari F488 GTE	LMGTE Am	Edward CHEEVER	3:58.917	14	15	39.477	0.051	205.3
156	97 Aston Martin Racing	Aston Martin Vantage AMR	LMGTE Pro	Ross GUNN	3:59.170	25	26	39.730	0.253	205.1
157	78 Proton Competition	Porsche 911 RSR	LMGTE Am	Louis PRETTE	3:59.416	26	32	39.976	0.246	204.9
158	56 Team Project 1	Porsche 911 RSR	LMGTE Am	Jörg BERGMEISTER	3:59.418	16	19	39.978	0.002	204.9
159	84 JMW Motorsport	Ferrari F488 GTE	LMGTE Am	Jeffrey SEGAL	3:59.455	8	15	40.015	0.037	204.9
160	60 Kessel Racing	Ferrari F488 GTE	LMGTE Am	Sergio PIANEZZOLA	3:59.487	20	26	40.047	0.032	204.8
161	56 Team Project 1	Porsche 911 RSR	LMGTE Am	Egidio PERFETTI	3:59.557	13	14	40.117	0.070	204.8
162	57 Car Guy Racing	Ferrari F488 GTE	LMGTE Am	Côme LEDOGAR	3:59.625	7	15	40.185	0.068	204.7
163	85 Keating Motorsport	Ford GT	LMGTE Am	Jeroen BLEEKEMOLEN	3:59.725	16	20	40.285	0.100	204.6
164	99 Dempsey - Proton Racing	Porsche 911 RSR	LMGTE Am	Patrick LONG	3:59.774	7	12	40.334	0.049	204.6
165	56 Team Project 1	Porsche 911 RSR	LMGTE Am	Patrick LINDSEY	4:00.115	12	14	40.675	0.341	204.3
166	90 TF Sport	Aston Martin Vantage	LMGTE Am	Charlie EASTWOOD	4:00.188	12	18	40.748	0.073	204.2
167	85 Keating Motorsport	Ford GT	LMGTE Am	Felipe FRAGA	4:00.191	14	23	40.751	0.003	204.2
168	54 Spirit of Race	Ferrari F488 GTE	LMGTE Am	Thomas FLOHR	4:00.418	33	36	40.978	0.227	204.0
169	88 Dempsey - Proton Racing	Porsche 911 RSR	LMGTE Am	Giorgio RODA JR	4:00.535	20	23	41.095	0.117	203.9
170	61 Clearwater Racing	Ferrari F488 GTE	LMGTE Am	Luis PEREZ-COMPANC	4:00.622	34	37	41.182	0.087	203.9
171	85 Keating Motorsport	Ford GT	LMGTE Am	Ben KEATING	4:01.280	21	23	41.840	0.658	203.3
172	62 WeatherTech Racing	Ferrari F488 GTE	LMGTE Am	Cooper MACNEIL	4:01.320	12	15	41.880	0.040	203.3
173	84 JMW Motorsport	Ferrari F488 GTE	LMGTE Am	Wei LU	4:01.515	17	25	42.075	0.195	203.1
174	99 Dempsey - Proton Racing	Porsche 911 RSR	LMGTE Am	Niclas JÖNSSON	4:01.605	17	21	42.165	0.090	203.0
175	90 TF Sport	Aston Martin Vantage	LMGTE Am	Salih YOLUC	4:01.956	35	35	42.516	0.351	202.7
176	86 Gulf Racing	Porsche 911 RSR	LMGTE Am	Thomas PREINING	4:02.203	13	16	42.763	0.247	202.5
177	98 Aston Martin Racing	Aston Martin Vantage	LMGTE Am	Paul DALLA LANA	4:02.724	24	34	43.284	0.521	202.1
178	57 Car Guy Racing	Ferrari F488 GTE	LMGTE Am	Takeshi KIMURA	4:02.826	40	42	43.386	0.102	202.0
179	83 Kessel Racing	Ferrari F488 GTE	LMGTE Am	Rahel FREY	4:03.137	21	26	43.697	0.311	201.8
180	70 MR Racing	Ferrari F488 GTE	LMGTE Am	Motoaki ISHIKAWA	4:04.695	34	40	45.255	1.558	200.5
181	99 Dempsey - Proton Racing	Porsche 911 RSR	LMGTE Am	Tracy KROHN	4:06.324	30	34	46.884	1.629	199.1
182	78 Proton Competition	Porsche 911 RSR	LMGTE Am	Philippe PRETTE	4:06.503	28	28	47.063	0.179	199.0
183	77 Dempsey - Proton Racing	Porsche 911 RSR	LMGTE Am	Christian RIED	4:06.588	28	35	47.148	0.085	198.9
184	83 Kessel Racing	Ferrari F488 GTE	LMGTE Am	Manuela GOSTNER	4:07.075	29	31	47.635	0.487	198.5
185	62 WeatherTech Racing	Ferrari F488 GTE	LMGTE Am	Robert SMITH	4:07.252	21	22	47.812	0.177	198.4
186	86 Gulf Racing	Porsche 911 RSR	LMGTE Am	Michael WAINWRIGHT	4:08.504	6	36	49.064	1.252	197.4
187	60 Kessel Racing	Ferrari F488 GTE	LMGTE Am	Claudio SCHIAVONI	4:10.484	18	25	51.044	1.980	195.8
188	88 Dempsey - Proton Racing	Porsche 911 RSR	LMGTE Am	Satoshi HOSHINO	4:11.302	21	28	51.862	0.818	195.2
7	Toyota Gazoo Racing	Toyota TS050 - Hybrid	LMP1 H	Sébastien BUEMI						
7	Toyota Gazoo Racing	Toyota TS050 - Hybrid	LMP1 H	Brendon HARTLEY						
8	Toyota Gazoo Racing	Toyota TS050 - Hybrid	LMP1 H	Mike CONWAY						
39	Graff	Oreca 07 - Gibson	LMP2	Alexandre COUGNAUD						
68	Ford Chip Ganassi USA	Ford GT	LMGTE Pro	Sébastien BURDAIS						
69	Ford Chip Ganassi USA	Ford GT	LMGTE Pro	Scott DIXON						
81	BMW Team MTEK	BMW M8 GTE	LMGTE Pro							
81	BMW Team MTEK	BMW M8 GTE	LMGTE Pro							
82	BMW Team MTEK	BMW M8 GTE	LMGTE Pro							
82	BMW Team MTEK	BMW M8 GTE	LMGTE Pro							





FIA WEC
 Official Test - 87^e Edition des 24 Heures du Mans
 Test Session

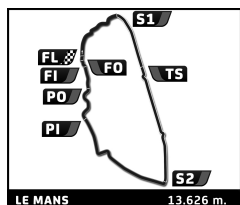


Classification by Driver Fastest Lap

No	Team	Car	Class	Driver	Time	Lap	Total	Gap	Kph
95	Aston Martin Racing	Aston Martin Vantage AMR	LMGTE Pro	Ross GUNN					

Track Temp: **37.78 °C** Air Temp: **30.94 °C** Track Status: **DRY**





FIA WEC

Official Test - 87^e Edition des 24 Heures du Mans

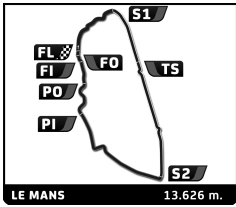
After Test Session

Classification by Driver And Class Fastest Lap



No	Team	Car	Class	Driver	Time	Laps	Gap	Kph	Session
LMP1									
1	8 Toyota Gazoo Racing	Toyota TS050 - Hybrid	LMP1 H	Sébastien BUEMI	3:19.440	37		246.0	Test Session
2	7 Toyota Gazoo Racing	Toyota TS050 - Hybrid	LMP1 H	Mike CONWAY	3:20.249	33	0.809	245.0	Test Session
3	8 Toyota Gazoo Racing	Toyota TS050 - Hybrid	LMP1 H	Fernando ALONSO	3:20.426	29	0.986	244.7	Test Session
4	7 Toyota Gazoo Racing	Toyota TS050 - Hybrid	LMP1 H	Kamui KOBAYASHI	3:20.586	41	1.146	244.6	Test Session
5	7 Toyota Gazoo Racing	Toyota TS050 - Hybrid	LMP1 H	Jose Maria LOPEZ	3:20.624	38	1.184	244.5	Test Session
6	8 Toyota Gazoo Racing	Toyota TS050 - Hybrid	LMP1 H	Kazuki NAKAJIMA	3:21.265	37	1.825	243.7	Test Session
7	1 Rebellion Racing	Rebellion R13 - Gibson	LMP1	André LOTTERER	3:21.323	34	1.883	243.7	Test Session
8	11 SMP Racing	BR Engineering BR1 - AER	LMP1	Stoffel VANDOORNE	3:22.061	30	2.621	242.8	Test Session
9	3 Rebellion Racing	Rebellion R13 - Gibson	LMP1	Nathanaël BERTHON	3:22.194	26	2.754	242.6	Test Session
10	17 SMP Racing	BR Engineering BR1 - AER	LMP1	Stéphane SARRAZIN	3:22.199	26	2.759	242.6	Test Session
11	3 Rebellion Racing	Rebellion R13 - Gibson	LMP1	Thomas LAURENT	3:22.232	28	2.792	242.6	Test Session
12	11 SMP Racing	BR Engineering BR1 - AER	LMP1	Mikhail ALESHIN	3:22.932	14	3.492	241.7	Test Session
13	3 Rebellion Racing	Rebellion R13 - Gibson	LMP1	Gustavo MENEZES	3:23.081	30	3.641	241.5	Test Session
14	17 SMP Racing	BR Engineering BR1 - AER	LMP1	Egor ORUDZHEV	3:23.357	24	3.917	241.2	Test Session
15	11 SMP Racing	BR Engineering BR1 - AER	LMP1	Vitaly PETROV	3:23.449	17	4.009	241.1	Test Session
16	17 SMP Racing	BR Engineering BR1 - AER	LMP1	Sergey SIROTKIN	3:24.789	20	5.349	239.5	Test Session
17	10 DragonSpeed	BR Engineering BR1 - Gibson	LMP1	Renger VAN DER ZANDE	3:25.211	7	5.771	239.0	Test Session
18	10 DragonSpeed	BR Engineering BR1 - Gibson	LMP1	Ben HANLEY	3:25.753	9	6.313	238.4	Test Session
19	4 Bykolles Racing Team	Enso CLM P1/01 - Nismo	LMP1	Tom DILLMANN	3:26.991	27	7.551	237.0	Test Session
20	1 Rebellion Racing	Rebellion R13 - Gibson	LMP1	Neel JANI	3:27.073	18	7.633	236.9	Test Session
21	8 Toyota Gazoo Racing	Toyota TS050 - Hybrid	LMP1 H	Brendon HARTLEY	3:27.138	5	7.698	236.8	Test Session
22	1 Rebellion Racing	Rebellion R13 - Gibson	LMP1	Bruno SENNA	3:28.351	25	8.911	235.4	Test Session
23	10 DragonSpeed	BR Engineering BR1 - Gibson	LMP1	Henrik HEDMAN	3:31.110	15	11.670	232.4	Test Session
24	4 Bykolles Racing Team	Enso CLM P1/01 - Nismo	LMP1	Oliver WEBB	3:33.501	10	14.061	229.8	Test Session
25	4 Bykolles Racing Team	Enso CLM P1/01 - Nismo	LMP1	Paolo RUBERTI	3:34.714	10	15.274	228.5	Test Session
7	Toyota Gazoo Racing	Toyota TS050 - Hybrid	LMP1 H	Sébastien BUEMI					
7	Toyota Gazoo Racing	Toyota TS050 - Hybrid	LMP1 H	Brendon HARTLEY					
8	Toyota Gazoo Racing	Toyota TS050 - Hybrid	LMP1 H	Mike CONWAY					
LMP2									
1	38 Jackie Chan DC Racing	Oreca 07 - Gibson	LMP2	Ho-Pin TUNG	3:28.504	31		235.3	Test Session
2	31 DragonSpeed	Oreca 07 - Gibson	LMP2	Pastor MALDONADO	3:28.769	23	0.265	235.0	Test Session
3	36 Signatech Alpine Matmut	Alpine A470 - Gibson	LMP2	Nicolas LAPIERRE	3:28.997	20	0.493	234.7	Test Session
4	38 Jackie Chan DC Racing	Oreca 07 - Gibson	LMP2	Stéphane RICHELMI	3:29.462	35	0.958	234.2	Test Session
5	39 Graff	Oreca 07 - Gibson	LMP2	Tristan GOMMENDY	3:29.901	32	1.397	233.7	Test Session
6	31 DragonSpeed	Oreca 07 - Gibson	LMP2	Anthony DAVIDSON	3:30.215	31	1.711	233.3	Test Session
7	28 TDS Racing	Oreca 07 - Gibson	LMP2	Loïc DUVAL	3:30.319	20	1.815	233.2	Test Session
8	26 G-Drive Racing	Aurus 01 - Gibson	LMP2	Jean-Eric VERGNE	3:30.457	29	1.953	233.1	Test Session
9	29 Racing Team Nederland	Dallara P217 Gibson	LMP2	Nyck DE VRIES	3:30.674	37	2.170	232.8	Test Session
10	30 Duqueine Engineering	Oreca 07 - Gibson	LMP2	Nicolas JAMIN	3:30.715	34	2.211	232.8	Test Session
11	30 Duqueine Engineering	Oreca 07 - Gibson	LMP2	Pierre RAGUES	3:30.827	25	2.323	232.7	Test Session
12	32 United Autosports	Ligier JSP217 - Gibson	LMP2	Alex BRUNDLE	3:30.847	29	2.343	232.7	Test Session
13	30 Duqueine Engineering	Oreca 07 - Gibson	LMP2	Romain DUMAS	3:30.938	20	2.434	232.5	Test Session
14	25 Algarve Pro Racing	Oreca 07 - Gibson	LMP2	Andrea PIZZITOLA	3:31.074	21	2.570	232.4	Test Session
15	48 IDEC Sport	Oreca 07 - Gibson	LMP2	Paul Loup CHATIN	3:31.332	26	2.828	232.1	Test Session
16	26 G-Drive Racing	Aurus 01 - Gibson	LMP2	Job VAN UITERT	3:31.436	34	2.932	232.0	Test Session
17	37 Jackie Chan DC Racing	Oreca 07 - Gibson	LMP2	David HEINEBERG-HANSSON	3:31.641	19	3.137	231.8	Test Session
18	23 Panis Barthez Competition	Ligier JSP217 - Gibson	LMP2	William STEVENS	3:31.694	22	3.190	231.7	Test Session
19	36 Signatech Alpine Matmut	Alpine A470 - Gibson	LMP2	André NEGRÃO	3:31.964	25	3.460	231.4	Test Session
20	29 Racing Team Nederland	Dallara P217 Gibson	LMP2	Giedo VAN DER GARDE	3:32.042	28	3.538	231.3	Test Session
21	43 RLR M Sport/Tower Events	Oreca 07 - Gibson	LMP2	Norman NATO	3:32.192	8	3.688	231.2	Test Session
22	22 United Autosports	Ligier JSP217 - Gibson	LMP2	Filipe ALBUQUERQUE	3:32.242	24	3.738	231.1	Test Session
23	39 Graff	Oreca 07 - Gibson	LMP2	Jonathan HIRSCHI	3:32.292	26	3.788	231.1	Test Session
24	43 RLR M Sport/Tower Events	Oreca 07 - Gibson	LMP2	Arjun MAINI	3:32.396	40	3.892	231.0	Test Session
25	47 Cetilar R.Villorba Corse	Dallara P217 - Gibson	LMP2	Giorgio SERNAGIOTTO	3:32.551	24	4.047	230.8	Test Session
26	36 Signatech Alpine Matmut	Alpine A470 - Gibson	LMP2	Pierre THIRIET	3:32.752	26	4.248	230.6	Test Session
27	28 TDS Racing	Oreca 07 - Gibson	LMP2	Matthieu VAXIVIERE	3:32.925	24	4.421	230.4	Test Session
28	39 Graff	Oreca 07 - Gibson	LMP2	Vincent CAPILLAIRE	3:32.988	24	4.484	230.3	Test Session
29	26 G-Drive Racing	Aurus 01 - Gibson	LMP2	Roman RUSINOV	3:33.068	30	4.564	230.2	Test Session



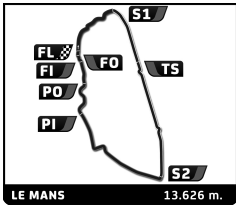


FIA WEC
Official Test - 87^o Edition des 24 Heures du Mans
After Test Session



Classification by Driver And Class Fastest Lap

No	Team	Car	Class	Driver	Time	Laps	Gap	Kph	Session
30	31 DragonSpeed	Oreca 07 - Gibson	LMP2	Roberto GONZALEZ	3:33.089	30	4.585	230.2	Test Session
31	38 Jackie Chan DC Racing	Oreca 07 - Gibson	LMP2	Gabriel AUBRY	3:33.181	25	4.677	230.1	Test Session
32	22 United Autosports	Ligier JSP217 - Gibson	LMP2	Paul DI RESTA	3:33.184	23	4.680	230.1	Test Session
33	20 High Class Racing	Oreca 07 - Gibson	LMP2	Mathias BECHE	3:33.202	14	4.698	230.1	Test Session
34	37 Jackie Chan DC Racing	Oreca 07 - Gibson	LMP2	Ricky TAYLOR	3:33.279	10	4.775	230.0	Test Session
35	48 IDEC Sport	Oreca 07 - Gibson	LMP2	Memo ROJAS	3:33.668	21	5.164	229.6	Test Session
36	48 IDEC Sport	Oreca 07 - Gibson	LMP2	Paul LAFARGUE	3:34.166	31	5.662	228.8	Test Session
37	37 Jackie Chan DC Racing	Oreca 07 - Gibson	LMP2	Jordan KING	3:34.178	21	5.674	229.0	Test Session
38	49 ARC Bratislava	Ligier JSP217 - Gibson	LMP2	Konstantin TERESCHENKO	3:34.322	24	5.818	228.9	Test Session
39	32 United Autosports	Ligier JSP217 - Gibson	LMP2	Ryan CULLEN	3:34.323	51	5.819	228.9	Test Session
40	22 United Autosports	Ligier JSP217 - Gibson	LMP2	Philip HANSON	3:34.355	35	5.851	228.8	Test Session
41	20 High Class Racing	Oreca 07 - Gibson	LMP2	Anders FJORBACH	3:34.380	28	5.876	228.8	Test Session
42	25 Algarve Pro Racing	Oreca 07 - Gibson	LMP2	David ZOLLINGER	3:34.601	26	6.097	228.6	Test Session
43	23 Panis Barthez Competition	Ligier JSP217 - Gibson	LMP2	Julien CANAL	3:34.751	24	6.247	228.4	Test Session
44	34 Inter Europool Competition	Ligier JSP217 - Gibson	LMP2	Nigel MOORE	3:34.987	33	6.483	228.2	Test Session
45	50 Larbre Competition	Ligier JSP217 - Gibson	LMP2	Nicholas BOULLE	3:35.457	29	6.953	227.7	Test Session
46	47 Cetilar R.Villorba Corse	Dallara P217 - Gibson	LMP2	Andrea BELICCHI	3:36.163	28	7.659	226.9	Test Session
47	23 Panis Barthez Competition	Ligier JSP217 - Gibson	LMP2	René BINDER	3:36.869	30	8.365	226.2	Test Session
48	23 Panis Barthez Competition	Ligier JSP217 - Gibson	LMP2	Timothé BURET	3:37.843	10	9.339	225.2	Test Session
49	28 TDS Racing	Oreca 07 - Gibson	LMP2	François PERRODO	3:38.056	41	9.552	225.0	Test Session
50	50 Larbre Competition	Ligier JSP217 - Gibson	LMP2	Erwin CREED	3:38.095	18	9.591	224.9	Test Session
51	50 Larbre Competition	Ligier JSP217 - Gibson	LMP2	Romano RICCI	3:38.165	20	9.661	224.8	Test Session
52	34 Inter Europool Competition	Ligier JSP217 - Gibson	LMP2	Jakub SMIECHOWSKI	3:38.298	19	9.794	224.7	Test Session
53	25 Algarve Pro Racing	Oreca 07 - Gibson	LMP2	John FALB	3:39.527	25	11.023	223.5	Test Session
54	34 Inter Europool Competition	Ligier JSP217 - Gibson	LMP2	James WINSLOW	3:39.566	26	11.062	223.4	Test Session
55	49 ARC Bratislava	Ligier JSP217 - Gibson	LMP2	Henning ENQVIST	3:39.946	18	11.442	223.0	Test Session
56	47 Cetilar R.Villorba Corse	Dallara P217 - Gibson	LMP2	Roberto LACORTE	3:40.078	22	11.574	222.9	Test Session
57	25 Algarve Pro Racing	Oreca 07 - Gibson	LMP2	James FRENCH	3:40.876	10	12.372	222.1	Test Session
58	43 RLR M Sport/Tower Events	Oreca 07 - Gibson	LMP2	John FARANO	3:42.748	40	14.244	220.2	Test Session
59	29 Racing Team Nederland	Dallara P217 Gibson	LMP2	Frits VAN EERD	3:42.789	19	14.285	220.2	Test Session
60	20 High Class Racing	Oreca 07 - Gibson	LMP2	Dennis ANDERSEN	3:43.004	42	14.500	220.0	Test Session
61	49 ARC Bratislava	Ligier JSP217 - Gibson	LMP2	Miroslav KONOPKA	3:44.436	33	15.932	218.6	Test Session
62	50 Larbre Competition	Ligier JSP217 - Gibson	LMP2	Christian PHILIPPON	3:57.516	9	29.012	206.5	Test Session
39	Graff	Oreca 07 - Gibson	LMP2	Alexandre COUGNAUD					
LMGTE Pro									
1	63 Corvette Racing	Chevrolet Corvette C7.R	LMGTE Pro	Mike ROCKENFELLER	3:54.001	37		209.6	Test Session
2	67 Ford Chip Ganassi UK	Ford GT	LMGTE Pro	Harry TINCKNELL	3:54.032	15	0.031	209.6	Test Session
3	64 Corvette Racing	Chevrolet Corvette C7.R	LMGTE Pro	Tom MILNER	3:54.036	28	0.035	209.6	Test Session
4	71 AF Corse	Ferrari 488 GTE EVO	LMGTE Pro	Davide RIGON	3:54.103	18	0.102	209.5	Test Session
5	93 Porsche GT Team	Porsche 911 RSR	LMGTE Pro	Nicholas TANDY	3:54.233	30	0.232	209.4	Test Session
6	91 Porsche GT Team	Porsche 911 RSR	LMGTE Pro	Gianmaria BRUNI	3:54.279	27	0.278	209.4	Test Session
7	67 Ford Chip Ganassi UK	Ford GT	LMGTE Pro	Andy PRIAULX	3:54.457	40	0.456	209.2	Test Session
8	66 Ford Chip Ganassi UK	Ford GT	LMGTE Pro	Stefan MÜCKE	3:54.460	24	0.459	209.2	Test Session
9	51 AF Corse	Ferrari 488 GTE EVO	LMGTE Pro	James CALADO	3:54.497	18	0.496	209.2	Test Session
10	51 AF Corse	Ferrari 488 GTE EVO	LMGTE Pro	Daniel SERRA	3:54.502	25	0.501	209.2	Test Session
11	63 Corvette Racing	Chevrolet Corvette C7.R	LMGTE Pro	Antonio GARCIA	3:54.533	27	0.532	209.2	Test Session
12	93 Porsche GT Team	Porsche 911 RSR	LMGTE Pro	Earl BAMBER	3:54.559	28	0.558	209.1	Test Session
13	97 Aston Martin Racing	Aston Martin Vantage AMR	LMGTE Pro	Alexander LYNN	3:54.583	17	0.582	209.1	Test Session
14	63 Corvette Racing	Chevrolet Corvette C7.R	LMGTE Pro	Jan MAGNUSSEN	3:54.620	27	0.619	209.1	Test Session
15	71 AF Corse	Ferrari 488 GTE EVO	LMGTE Pro	Sam BIRD	3:54.652	22	0.651	209.0	Test Session
16	69 Ford Chip Ganassi USA	Ford GT	LMGTE Pro	Richard WESTBROOK	3:54.718	39	0.717	209.0	Test Session
17	68 Ford Chip Ganassi USA	Ford GT	LMGTE Pro	Dirk MÜLLER	3:54.784	23	0.783	208.9	Test Session
18	64 Corvette Racing	Chevrolet Corvette C7.R	LMGTE Pro	Olivier GAVIN	3:54.838	26	0.837	208.9	Test Session
19	66 Ford Chip Ganassi UK	Ford GT	LMGTE Pro	Oliver PLA	3:54.983	27	0.982	208.8	Test Session
20	94 Porsche GT Team	Porsche 911 RSR	LMGTE Pro	Mathieu JAMINET	3:54.996	34	0.995	208.7	Test Session
21	94 Porsche GT Team	Porsche 911 RSR	LMGTE Pro	Dennis OLSEN	3:55.072	20	1.071	208.7	Test Session
22	51 AF Corse	Ferrari 488 GTE EVO	LMGTE Pro	Alessandro PIER GUIDI	3:55.114	35	1.113	208.6	Test Session
23	92 Porsche GT Team	Porsche 911 RSR	LMGTE Pro	Michael CHRISTENSEN	3:55.156	15	1.155	208.6	Test Session
24	69 Ford Chip Ganassi USA	Ford GT	LMGTE Pro	Ryan BRISCOE	3:55.158	33	1.157	208.6	Test Session



FIA WEC

Official Test - 87^e Edition des 24 Heures du Mans

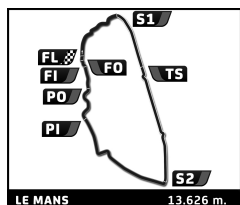
After Test Session



Classification by Driver And Class Fastest Lap

No	Team	Car	Class	Driver	Time	Laps	Gap	Kph	Session
25	68 Ford Chip Ganassi USA	Ford GT	LMGTE Pro	Joey HAND	3:55.168	27	1.167	208.6	Test Session
26	67 Ford Chip Ganassi UK	Ford GT	LMGTE Pro	Jonathan BOMARITO	3:55.176	35	1.175	208.6	Test Session
27	91 Porsche GT Team	Porsche 911 RSR	LMGTE Pro	Richard LIETZ	3:55.197	21	1.196	208.6	Test Session
28	95 Aston Martin Racing	Aston Martin Vantage AMR	LMGTE Pro	Marco SØRENSEN	3:55.237	14	1.236	208.5	Test Session
29	93 Porsche GT Team	Porsche 911 RSR	LMGTE Pro	Patrick PILET	3:55.238	29	1.237	208.5	Test Session
30	89 Risi Competizione	Ferrari 488 GTE EVO	LMGTE Pro	Oliver JARVIS	3:55.298	13	1.297	208.5	Test Session
31	71 AF Corse	Ferrari 488 GTE EVO	LMGTE Pro	Miguel MOLINA	3:55.366	21	1.365	208.4	Test Session
32	95 Aston Martin Racing	Aston Martin Vantage AMR	LMGTE Pro	Nicki THILM	3:55.374	14	1.373	208.4	Test Session
33	92 Porsche GT Team	Porsche 911 RSR	LMGTE Pro	Kevin ESTRE	3:55.442	37	1.441	208.3	Test Session
34	89 Risi Competizione	Ferrari 488 GTE EVO	LMGTE Pro	Jules GOUNON	3:55.532	15	1.531	208.3	Test Session
35	97 Aston Martin Racing	Aston Martin Vantage AMR	LMGTE Pro	Jonathan ADAM	3:55.542	30	1.541	208.3	Test Session
36	66 Ford Chip Ganassi UK	Ford GT	LMGTE Pro	Billy JOHNSON	3:55.728	21	1.727	208.1	Test Session
37	97 Aston Martin Racing	Aston Martin Vantage AMR	LMGTE Pro	Maxime MARTIN	3:55.917	24	1.916	207.9	Test Session
38	89 Risi Competizione	Ferrari 488 GTE EVO	LMGTE Pro	Pipo DERANI	3:55.962	16	1.961	207.9	Test Session
39	81 BMW Team MTEK	BMW M8 GTE	LMGTE Pro	Martin TOMCZYK	3:56.415	35	2.414	207.5	Test Session
40	94 Porsche GT Team	Porsche 911 RSR	LMGTE Pro	Sven MÜLLER	3:56.515	20	2.514	207.4	Test Session
41	92 Porsche GT Team	Porsche 911 RSR	LMGTE Pro	Laurens VANTHOOR	3:56.718	26	2.717	207.2	Test Session
42	82 BMW Team MTEK	BMW M8 GTE	LMGTE Pro	Antonio FELIX DA COSTA	3:56.742	26	2.741	207.2	Test Session
43	82 BMW Team MTEK	BMW M8 GTE	LMGTE Pro	Augusto FARFUS	3:56.771	26	2.770	207.2	Test Session
44	91 Porsche GT Team	Porsche 911 RSR	LMGTE Pro	Frédéric MAKOWIECKI	3:56.800	27	2.799	207.2	Test Session
45	95 Aston Martin Racing	Aston Martin Vantage AMR	LMGTE Pro	Darren TURNER	3:56.943	22	2.942	207.0	Test Session
46	81 BMW Team MTEK	BMW M8 GTE	LMGTE Pro	Nicky CATSBURG	3:56.953	26	2.952	207.0	Test Session
47	64 Corvette Racing	Chevrolet Corvette C7.R	LMGTE Pro	Marcel FÄSSLER	3:57.323	21	3.322	206.7	Test Session
48	82 BMW Team MTEK	BMW M8 GTE	LMGTE Pro	Jesse KROHN	3:57.560	26	3.559	206.5	Test Session
49	81 BMW Team MTEK	BMW M8 GTE	LMGTE Pro	Philipp ENG	3:57.739	23	3.738	206.3	Test Session
50	97 Aston Martin Racing	Aston Martin Vantage AMR	LMGTE Pro	Ross GUNN	3:59.170	26	5.169	205.1	Test Session
68	Ford Chip Ganassi USA	Ford GT	LMGTE Pro	Sébastien BURDAIS					
69	Ford Chip Ganassi USA	Ford GT	LMGTE Pro	Scott DIXON					
81	BMW Team MTEK	BMW M8 GTE	LMGTE Pro						
81	BMW Team MTEK	BMW M8 GTE	LMGTE Pro						
82	BMW Team MTEK	BMW M8 GTE	LMGTE Pro						
82	BMW Team MTEK	BMW M8 GTE	LMGTE Pro						
95	Aston Martin Racing	Aston Martin Vantage AMR	LMGTE Pro	Ross GUNN					
LMGTE Am									
1	62 WeatherTech Racing	Ferrari F488 GTE	LMGTE Am	Toni VILANDER	3:56.862	16		207.1	Test Session
2	61 Clearwater Racing	Ferrari F488 GTE	LMGTE Am	Matthew GRIFFIN	3:56.923	23	0.061	207.0	Test Session
3	54 Spirit of Race	Ferrari F488 GTE	LMGTE Am	Giancarlo FISICHELLA	3:56.935	15	0.073	207.0	Test Session
4	54 Spirit of Race	Ferrari F488 GTE	LMGTE Am	Francesco CASTELLACCI	3:57.219	26	0.357	206.8	Test Session
5	57 Car Guy Racing	Ferrari F488 GTE	LMGTE Am	Kei COZZOLINO	3:57.335	34	0.473	206.7	Test Session
6	60 Kessel Racing	Ferrari F488 GTE	LMGTE Am	Andrea PICCINI	3:57.733	22	0.871	206.3	Test Session
7	86 Gulf Racing	Porsche 911 RSR	LMGTE Am	Benjamin BARKER	3:57.749	25	0.887	207.2	Test Session
8	77 Dempsey - Proton Racing	Porsche 911 RSR	LMGTE Am	Julien ANDLAUER	3:57.781	17	0.919	206.3	Test Session
9	70 MR Racing	Ferrari F488 GTE	LMGTE Am	Olivier BERETTA	3:58.048	32	1.186	206.1	Test Session
10	83 Kessel Racing	Ferrari F488 GTE	LMGTE Am	Michelle GATTING	3:58.262	24	1.400	205.9	Test Session
11	98 Aston Martin Racing	Aston Martin Vantage	LMGTE Am	Pedro LAMY	3:58.292	30	1.430	205.9	Test Session
12	77 Dempsey - Proton Racing	Porsche 911 RSR	LMGTE Am	Matt CAMPBELL	3:58.334	24	1.472	205.8	Test Session
13	61 Clearwater Racing	Ferrari F488 GTE	LMGTE Am	Matteo CRESSONI	3:58.382	31	1.520	205.8	Test Session
14	78 Proton Competition	Porsche 911 RSR	LMGTE Am	Vincent ABRIL	3:58.524	19	1.662	205.7	Test Session
15	98 Aston Martin Racing	Aston Martin Vantage	LMGTE Am	Mathias LAUDA	3:58.792	33	1.930	205.3	Test Session
16	90 TF Sport	Aston Martin Vantage	LMGTE Am	Euan ALERS-HANKEY	3:58.843	25	1.981	205.4	Test Session
17	84 JMW Motorsport	Ferrari F488 GTE	LMGTE Am	Rodrigo BAPTISTA	3:58.855	26	1.993	205.4	Test Session
18	88 Dempsey - Proton Racing	Porsche 911 RSR	LMGTE Am	Matteo CAIROLI	3:58.866	22	2.004	205.4	Test Session
19	70 MR Racing	Ferrari F488 GTE	LMGTE Am	Edward CHEEVER	3:58.917	15	2.055	205.3	Test Session
20	78 Proton Competition	Porsche 911 RSR	LMGTE Am	Louis PRETTE	3:59.416	32	2.554	204.9	Test Session
21	56 Team Project 1	Porsche 911 RSR	LMGTE Am	Jörg BERGMEISTER	3:59.418	19	2.556	204.9	Test Session
22	84 JMW Motorsport	Ferrari F488 GTE	LMGTE Am	Jeffrey SEGAL	3:59.455	15	2.593	204.9	Test Session
23	60 Kessel Racing	Ferrari F488 GTE	LMGTE Am	Sergio PIANEZZOLA	3:59.487	26	2.625	204.8	Test Session
24	56 Team Project 1	Porsche 911 RSR	LMGTE Am	Egidio PERFETTI	3:59.557	14	2.695	204.8	Test Session
25	57 Car Guy Racing	Ferrari F488 GTE	LMGTE Am	Côme LEDOGAR	3:59.625	15	2.763	204.7	Test Session





FIA WEC

Official Test - 87^e Edition des 24 Heures du Mans

After Test Session

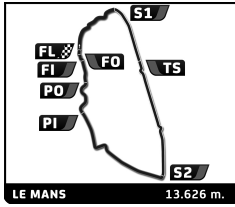


Classification by Driver And Class Fastest Lap

No	Team	Car	Class	Driver	Time	Laps	Gap	Kph	Session
26	85 Keating Motorsport	Ford GT	LMGTE Am	Jeroen BLEEKEMOLEN	3:59.725	20	2.863	204.6	Test Session
27	99 Dempsey - Proton Racing	Porsche 911 RSR	LMGTE Am	Patrick LONG	3:59.774	12	2.912	204.6	Test Session
28	56 Team Project 1	Porsche 911 RSR	LMGTE Am	Patrick LINDSEY	4:00.115	14	3.253	204.3	Test Session
29	90 TF Sport	Aston Martin Vantage	LMGTE Am	Charlie EASTWOOD	4:00.188	18	3.326	204.2	Test Session
30	85 Keating Motorsport	Ford GT	LMGTE Am	Felipe FRAGA	4:00.191	23	3.329	204.2	Test Session
31	54 Spirit of Race	Ferrari F488 GTE	LMGTE Am	Thomas FLOHR	4:00.418	36	3.556	204.0	Test Session
32	88 Dempsey - Proton Racing	Porsche 911 RSR	LMGTE Am	Giorgio RODA JR	4:00.535	23	3.673	203.9	Test Session
33	61 Clearwater Racing	Ferrari F488 GTE	LMGTE Am	Luis PEREZ-COMPANC	4:00.622	37	3.760	203.9	Test Session
34	85 Keating Motorsport	Ford GT	LMGTE Am	Ben KEATING	4:01.280	23	4.418	203.3	Test Session
35	62 WeatherTech Racing	Ferrari F488 GTE	LMGTE Am	Cooper MACNEIL	4:01.320	15	4.458	203.3	Test Session
36	84 JMW Motorsport	Ferrari F488 GTE	LMGTE Am	Wei LU	4:01.515	25	4.653	203.1	Test Session
37	99 Dempsey - Proton Racing	Porsche 911 RSR	LMGTE Am	Niclas JÖNSSON	4:01.605	21	4.743	203.0	Test Session
38	90 TF Sport	Aston Martin Vantage	LMGTE Am	Salih YOLUC	4:01.956	35	5.094	202.7	Test Session
39	86 Gulf Racing	Porsche 911 RSR	LMGTE Am	Thomas PREINING	4:02.203	16	5.341	202.5	Test Session
40	98 Aston Martin Racing	Aston Martin Vantage	LMGTE Am	Paul DALLA LANA	4:02.724	34	5.862	202.1	Test Session
41	57 Car Guy Racing	Ferrari F488 GTE	LMGTE Am	Takeshi KIMURA	4:02.826	42	5.964	202.0	Test Session
42	83 Kessel Racing	Ferrari F488 GTE	LMGTE Am	Rahel FREY	4:03.137	26	6.275	201.8	Test Session
43	70 MR Racing	Ferrari F488 GTE	LMGTE Am	Motoaki ISHIKAWA	4:04.695	40	7.833	200.5	Test Session
44	99 Dempsey - Proton Racing	Porsche 911 RSR	LMGTE Am	Tracy KROHN	4:06.324	34	9.462	199.1	Test Session
45	78 Proton Competition	Porsche 911 RSR	LMGTE Am	Philippe PRETTE	4:06.503	28	9.641	199.0	Test Session
46	77 Dempsey - Proton Racing	Porsche 911 RSR	LMGTE Am	Christian RIED	4:06.588	35	9.726	198.9	Test Session
47	83 Kessel Racing	Ferrari F488 GTE	LMGTE Am	Manuela GOSTNER	4:07.075	31	10.213	198.5	Test Session
48	62 WeatherTech Racing	Ferrari F488 GTE	LMGTE Am	Robert SMITH	4:07.252	22	10.390	198.4	Test Session
49	86 Gulf Racing	Porsche 911 RSR	LMGTE Am	Michael WAINWRIGHT	4:08.504	36	11.642	197.4	Test Session
50	60 Kessel Racing	Ferrari F488 GTE	LMGTE Am	Claudio SCHIAVONI	4:10.484	25	13.622	195.8	Test Session
51	88 Dempsey - Proton Racing	Porsche 911 RSR	LMGTE Am	Satoshi HOSHINO	4:11.302	28	14.440	195.2	Test Session

Track Temp: 37.78 °C Air Temp: 30.94 °C Track Status: **DRY**





FIA WEC

Official Test - 87^e Edition des 24 Heures du Mans

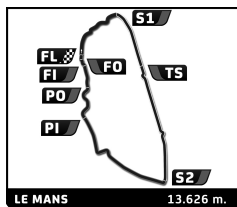
Test Session

Best Sector Times



SECTOR 1			SECTOR 2			SECTOR 3			Pos	Team	Cl	Ideal Lap	Best Lap
Pos	Driver	Time	Driver	Time	Driver	Time	Pos	Team					
1	A.LOTTERER	31.573	S.VANDOORNE	1:15.923	F.ALONSO	1:30.757	1	8 Toyota Gazoo Racing	LMP1	H	3:18.821	3:19.440 (1)	
2	G.MENEZES	31.901	S.BUEMI	1:16.153	K.KOBAYASHI	1:31.218	2	7 Toyota Gazoo Racing	LMP1	H	3:19.474	3:20.249 (2)	
3	F.ALONSO	31.911	K.KOBAYASHI	1:16.327	S.VANDOORNE	1:32.487	3	11 SMP Racing	LMP1		3:20.490	3:22.061 (4)	
4	K.KOBAYASHI	31.929	E.ORUDZHEV	1:16.465	S.SARRAZIN	1:32.581	4	17 SMP Racing	LMP1		3:21.002	3:22.199 (6)	
5	E.ORUDZHEV	31.956	A.LOTTERER	1:16.944	G.MENEZES	1:32.651	5	1 Rebellion Racing	LMP1		3:21.276	3:21.323 (3)	
6	M.ALESHIN	32.080	G.MENEZES	1:17.044	A.LOTTERER	1:32.759	6	3 Rebellion Racing	LMP1		3:21.596	3:22.194 (5)	
7	R.VAN DER ZANDE	32.519	R.VAN DER ZANDE	1:17.412	B.HANLEY	1:34.066	7	10 DragonSpeed	LMP1		3:23.997	3:25.211 (7)	
8	T.DILLMANN	32.617	T.DILLMANN	1:19.133	T.DILLMANN	1:34.860	8	4 Bykolles Racing Team	LMP1		3:26.610	3:26.991 (8)	
9	A.FJORDBACH	32.870	N.LAPIERRE	1:19.779	N.LAPIERRE	1:34.987	9	36 Signatech Alpine Matmut	LMP2		3:27.787	3:28.997 (11)	
10	S.RICHELMI	32.932	P.MALDONADO	1:19.851	P.MALDONADO	1:35.287	10	31 DragonSpeed	LMP2		3:28.356	3:28.769 (10)	
11	G.SERNAGIOTTO	33.009	H.TUNG	1:19.902	H.TUNG	1:35.536	11	38 Jackie Chan DC Racing	LMP2		3:28.370	3:28.504 (9)	
12	N.LAPIERRE	33.021	M.VAXIVIERE	1:19.906	T.GOMMENDY	1:35.642	12	28 TDS Racing	LMP2		3:28.958	3:30.319 (13)	
13	M.VAXIVIERE	33.025	J.VERGNE	1:20.315	L.DUVAL	1:36.027	13	39 Graff	LMP2		3:29.525	3:29.901 (12)	
14	P.CHATIN	33.162	A.BRUNDLE	1:20.321	J.VERGNE	1:36.415	14	26 G-Drive Racing	LMP2		3:29.973	3:30.457 (14)	
15	V.CAPILLAIRE	33.213	P.CHATIN	1:20.393	A.PIZZITOLA	1:36.468	15	29 Racing Team Nederland	LMP2		3:30.296	3:30.674 (15)	
16	P.MALDONADO	33.218	R.DUMAS	1:20.417	N.JAMIN	1:36.489	16	30 Duqueine Engineering	LMP2		3:30.368	3:30.715 (16)	
17	N.DE VRIES	33.238	N.DE VRIES	1:20.491	N.DE VRIES	1:36.567	17	48 IDEC Sport	LMP2		3:30.732	3:31.332 (19)	
18	J.VERGNE	33.243	J.HIRSCHI	1:20.670	A.BRUNDLE	1:36.953	18	25 Algarve Pro Racing	LMP2		3:30.781	3:31.074 (18)	
19	W.STEVENS	33.357	D.HEINEMIER-HANSSON	1:20.710	D.HEINEMIER-HANSSON	1:37.021	19	32 United Autosports	LMP2		3:30.814	3:30.847 (17)	
20	F.ALBUQUERQUE	33.403	A.MAINI	1:20.777	W.STEVENS	1:37.174	20	23 Panis Barthez Competition	LMP2		3:31.334	3:31.694 (21)	
21	P.RAGUES	33.462	W.STEVENS	1:20.803	P.CHATIN	1:37.177	21	37 Jackie Chan DC Racing	LMP2		3:31.404	3:31.641 (20)	
22	A.PIZZITOLA	33.499	G.SERNAGIOTTO	1:20.812	N.NATO	1:37.277	22	47 Cetilar R.Villorba Corse	LMP2		3:31.592	3:32.551 (24)	
23	A.BRUNDLE	33.540	A.PIZZITOLA	1:20.814	F.ALBUQUERQUE	1:37.567	23	43 RLR M Sport/Tower Events	LMP2		3:31.614	3:32.192 (22)	
24	K.TERESCHENKO	33.541	F.ALBUQUERQUE	1:20.840	G.SERNAGIOTTO	1:37.771	24	22 United Autosports	LMP2		3:31.810	3:32.242 (23)	
25	A.MAINI	33.560	M.BECHE	1:21.208	N.MOORE	1:38.184	25	20 High Class Racing	LMP2		3:32.391	3:33.202 (25)	
26	R.TAYLOR	33.673	N.MOORE	1:21.347	M.BECHE	1:38.313	26	49 ARC Bratislava	LMP2		3:33.443	3:34.322 (26)	
27	N.MOORE	33.965	K.TERESCHENKO	1:21.581	K.TERESCHENKO	1:38.321	27	34 Inter Europool Competition	LMP2		3:33.496	3:34.987 (27)	
28	N.BOULLE	34.223	N.BOULLE	1:22.229	N.BOULLE	1:38.922	28	50 Larbre Competition	LMP2		3:35.374	3:35.457 (28)	
29	A.PRIAULX	36.476	D.RIGON	1:29.572	N.TANDY	1:47.162	29	67 Ford Chip Ganassi UK	LMGTE Pro		3:53.417	3:54.032 (30)	
30	M.MÜCKE	36.643	A.PRIAULX	1:29.589	S.MÜCKE	1:47.209	30	93 Porsche GT Team	LMGTE Pro		3:53.512	3:54.233 (33)	
31	G.BRUNI	36.647	M.FÄSSLER	1:29.601	M.ROCKENFELLER	1:47.256	31	64 Corvette Racing	LMGTE Pro		3:53.629	3:54.036 (31)	
32	N.TANDY	36.686	D.OLSEN	1:29.649	T.MILNER	1:47.285	32	63 Corvette Racing	LMGTE Pro		3:53.699	3:54.001 (29)	
33	S.BIRD	36.727	M.SØRENSEN	1:29.653	H.TINCKNELL	1:47.352	33	66 Ford Chip Ganassi UK	LMGTE Pro		3:53.710	3:54.460 (35)	
34	M.ROCKENFELLER	36.740	N.TANDY	1:29.664	D.SERRA	1:47.380	34	51 AF Corse	LMGTE Pro		3:53.871	3:54.497 (36)	
35	O.GAVIN	36.743	R.WESTBROOK	1:29.689	A.LYNN	1:47.381	35	71 AF Corse	LMGTE Pro		3:53.915	3:54.103 (32)	
36	D.SERRA	36.753	M.ROCKENFELLER	1:29.703	G.BRUNI	1:47.409	36	68 Ford Chip Ganassi USA	LMGTE Pro		3:54.074	3:54.784 (39)	
37	J.HAND	36.756	D.MÜLLER	1:29.734	J.HAND	1:47.584	37	91 Porsche GT Team	LMGTE Pro		3:54.140	3:54.279 (34)	
38	R.WESTBROOK	36.769	D.SERRA	1:29.738	K.ESTRE	1:47.589	38	69 Ford Chip Ganassi USA	LMGTE Pro		3:54.161	3:54.718 (38)	
39	M.SØRENSEN	36.853	O.PLA	1:29.858	S.BIRD	1:47.616	39	95 Aston Martin Racing	LMGTE Pro		3:54.386	3:55.237 (42)	
40	M.CHRISTENSEN	36.950	G.BRUNI	1:30.084	R.WESTBROOK	1:47.703	40	97 Aston Martin Racing	LMGTE Pro		3:54.471	3:54.583 (37)	
41	M.JAMINET	36.970	M.MARTIN	1:30.104	N.THIM	1:47.880	41	94 Porsche GT Team	LMGTE Pro		3:54.642	3:54.996 (40)	
42	J.ADAM	36.986	K.ESTRE	1:30.173	O.JARVIS	1:47.933	42	92 Porsche GT Team	LMGTE Pro		3:54.712	3:55.156 (41)	
43	J.GOUNON	36.995	J.GOUNON	1:30.270	A.FELIX DA COSTA	1:48.014	43	89 Risi Competizione	LMGTE Pro		3:55.198	3:55.298 (43)	
44	M.GRIFFIN	37.042	J.ANDLAUER	1:30.708	M.JAMINET	1:48.023	44	82 BMW Team MTEK	LMGTE Pro		3:55.961	3:56.742 (45)	
45	J.ANDLAUER	37.058	A.FARFUS	1:30.766	M.TOMCZYK	1:48.073	45	81 BMW Team MTEK	LMGTE Pro		3:56.186	3:56.415 (44)	
46	N.CATSBURG	37.117	A.PICCINI	1:30.852	T.VILANDER	1:48.240	46	77 Dempsey - Proton Racing	LMGTE Am		3:56.596	3:57.781 (52)	
47	K.COZZOLINO	37.121	C.EASTWOOD	1:30.856	M.GRIFFIN	1:48.550	47	61 Clearwater Racing	LMGTE Am		3:56.726	3:56.923 (47)	
48	A.FELIX DA COSTA	37.181	G.FISICHELLA	1:30.869	K.COZZOLINO	1:48.579	48	54 Spirit of Race	LMGTE Am		3:56.849	3:56.935 (48)	
49	T.VILANDER	37.199	O.BERETTA	1:30.879	G.FISICHELLA	1:48.769	49	62 WeatherTech Racing	LMGTE Am		3:56.862	3:56.862 (46)	
50	G.FISICHELLA	37.211	M.TOMCZYK	1:30.996	J.ANDLAUER	1:48.830	50	60 Kessel Racing	LMGTE Am		3:57.171	3:57.733 (50)	
51	A.PICCINI	37.240	P.LAMY	1:31.053	B.BARKER	1:48.860	51	57 Car Guy Racing	LMGTE Am		3:57.184	3:57.335 (49)	
52	B.BARKER	37.242	M.GRIFFIN	1:31.134	M.LAUDA	1:49.036	52	98 Aston Martin Racing	LMGTE Am		3:57.422	3:58.292 (55)	





FIA WEC

Official Test - 87^e Edition des 24 Heures du Mans

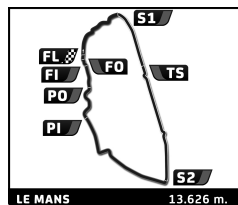
Test Session



Best Sector Times

SECTOR 1			SECTOR 2		SECTOR 3		Pos	Team	Cl	Ideal Lap	Best Lap
Pos	Driver	Time	Driver	Time	Driver	Time					
53	83 M.GATTING	37.244	84 J.SEGAL	1:31.324	60 A.PICCINI	1:49.079	53	70 MR Racing	LMGTE Am	3:57.554	3:58.048 (53)
54	70 E.CHEEVER	37.303	78 V.ABRIL	1:31.324	70 O.BERETTA	1:49.372	54	86 Gulf Racing	LMGTE Am	3:57.589	3:57.749 (51)
55	84 J.SEGAL	37.315	62 T.VILANDER	1:31.423	90 E.ALEERS-HANKEY	1:49.390	55	90 TF Sport	LMGTE Am	3:57.968	3:58.843 (57)
56	98 P.LAMY	37.333	57 K.COZZOLINO	1:31.484	83 M.GATTING	1:49.439	56	83 Kessel Racing	LMGTE Am	3:58.196	3:58.262 (54)
57	78 V.ABRIL	37.393	86 B.BARKER	1:31.487	78 V.ABRIL	1:49.509	57	78 Proton Competition	LMGTE Am	3:58.226	3:58.524 (56)
58	56 J.BERGMEISTER	37.444	83 M.GATTING	1:31.513	88 M.CAIROLI	1:49.656	58	84 JMW Motorsport	LMGTE Am	3:58.379	3:58.855 (58)
59	88 M.CAIROLI	37.461	56 E.PERFETTI	1:31.522	84 J.SEGAL	1:49.740	59	56 Team Project 1	LMGTE Am	3:58.780	3:59.418 (60)
60	85 F.FRAGA	37.513	88 M.CAIROLI	1:31.711	85 J.BLEEKEMOLEN	1:49.797	60	88 Dempsey - Proton Racing	LMGTE Am	3:58.828	3:58.866 (59)
61	99 P.LONG	37.532	85 F.FRAGA	1:32.046	56 J.BERGMEISTER	1:49.814	61	85 Keating Motorsport	LMGTE Am	3:59.356	3:59.725 (61)
62	90 C.EASTWOOD	37.722	99 P.LONG	1:32.162	99 P.LONG	1:49.901	62	99 Dempsey - Proton Racing	LMGTE Am	3:59.595	3:59.774 (62)





FIA WEC Official Test - 87^e Edition des 24 Heures du Mans

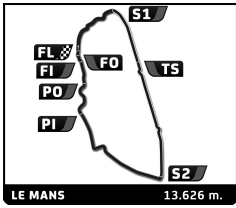
Test Session



Best Specific Sectors

Pos	T6		T7		PORSCHE		FORD		T6+ T7	
	Driver	Time Kph	Driver	Time Kph	Driver	Time Kph	Driver	Time Kph	Driver	Time Kph
1	7 M. CONWAY	3.075 169.5	8 B. HARTLEY	3.506 255.8	3 N. BERTHON	14.039 264.6	11 S. VANDOORNE	6.274 148.4	8 F. ALONSO	6.710 214.1
2	8 B. HARTLEY	3.115 167.3	7 M. CONWAY	3.546 252.9	1 B. SENNA	14.163 262.3	29 G. VAN DER GARDE	6.277 148.3	7 J. LOPEZ	6.740 213.1
3	3 N. BERTHON	3.340 156.1	11 S. VANDOORNE	3.694 242.8	7 M. CONWAY	14.203 261.6	7 M. CONWAY	6.302 147.7	11 V. PETROV	7.065 203.3
4	11 S. VANDOORNE	3.358 155.2	17 S. SARRAZIN	3.701 242.3	8 B. HARTLEY	14.467 256.8	39 T. GOMMENDY	6.323 147.2	17 S. SIROTKIN	7.100 202.3
5	1 B. SENNA	3.365 154.9	1 B. SENNA	3.739 239.8	17 S. SARRAZIN	14.556 255.2	3 N. BERTHON	6.369 146.1	3 T. LAURENT	7.108 202.1
6	17 S. SARRAZIN	3.394 153.6	3 N. BERTHON	3.745 239.5	36 A. NEGRÃO	14.725 252.3	8 B. HARTLEY	6.393 145.6	1 B. SENNA	7.129 201.5
7	4 T. DILLMANN	3.437 151.7	10 B. HANLEY	3.767 238.1	31 P. MALDONADO	14.768 251.6	17 S. SARRAZIN	6.417 145.0	10 R. VAN DER ZANDE	7.257 197.9
8	10 B. HANLEY	3.468 150.3	4 T. DILLMANN	3.837 233.7	48 P. LAFARGUE	14.872 249.8	37 D. HEINEMEIER-HANSSON	6.431 144.7	4 T. DILLMANN	7.274 197.5
9	28 L. DUVAL	3.473 150.1	38 S. RICHELMI	3.945 227.3	39 T. GOMMENDY	14.945 248.6	1 B. SENNA	6.433 144.7	28 L. DUVAL	7.447 192.9
10	36 A. NEGRÃO	3.498 149.0	29 G. VAN DER GARDE	3.959 226.5	10 B. HANLEY	14.996 247.7	22 P. HANSON	6.433 144.7	29 N. DE VRIES	7.459 192.6
11	29 G. VAN DER GARDE	3.498 149.0	32 R. CULLEN	3.962 226.3	4 T. DILLMANN	15.053 246.8	38 S. RICHELMI	6.435 144.6	26 J. VERGNE	7.476 192.1
12	26 R. RUSINOV	3.499 149.0	31 P. MALDONADO	3.966 226.1	11 S. VANDOORNE	15.130 245.6	36 A. NEGRÃO	6.442 144.5	31 P. MALDONADO	7.478 192.1
13	23 R. BINDER	3.510 148.5	26 R. RUSINOV	3.967 226.1	38 S. RICHELMI	15.188 244.6	47 A. BELICCHI	6.443 144.5	23 W. STEVENS	7.482 192.0
14	31 P. MALDONADO	3.512 148.4	20 M. BECHE	3.968 226.0	28 L. DUVAL	15.230 243.9	31 P. MALDONADO	6.445 144.4	36 A. NEGRÃO	7.487 191.9
15	48 P. CHATIN	3.516 148.3	36 A. NEGRÃO	3.970 225.9	26 R. RUSINOV	15.344 242.1	23 R. BINDER	6.460 144.1	38 S. RICHELMI	7.490 191.8
16	39 T. GOMMENDY	3.526 147.8	23 R. BINDER	3.972 225.8	25 J. FRENCH	15.387 241.5	30 P. RAGUES	6.490 143.4	48 P. CHATIN	7.492 191.7
17	30 P. RAGUES	3.537 147.4	28 L. DUVAL	3.974 225.7	30 P. RAGUES	15.400 241.2	28 L. DUVAL	6.500 143.2	30 R. DUMAS	7.515 191.1
18	22 P. HANSON	3.538 147.3	48 P. CHATIN	3.976 225.5	29 G. VAN DER GARDE	15.434 240.7	25 J. FRENCH	6.541 142.3	32 A. BRUNDE	7.515 191.1
19	38 S. RICHELMI	3.540 147.3	39 T. GOMMENDY	3.976 225.5	37 D. HEINEMEIER-HANSSON	15.445 240.5	26 R. RUSINOV	6.565 141.8	39 J. HIRSCHI	7.518 191.1
20	47 A. BELICCHI	3.546 147.0	30 P. RAGUES	3.978 225.4	32 R. CULLEN	15.552 238.9	10 B. HANLEY	6.568 141.7	20 A. FJORBACH	7.539 190.5
21	32 R. CULLEN	3.549 146.9	22 P. HANSON	3.980 225.3	43 A. MAINI	15.554 238.9	48 P. CHATIN	6.604 140.9	22 P. DI RESTA	7.541 190.5
22	34 J. SMIECHOWSKI	3.561 146.4	43 A. MAINI	3.986 225.0	23 R. BINDER	15.598 238.2	66 O. PLA	6.607 140.9	34 N. MOORE	7.549 190.3
23	20 M. BECHE	3.571 146.0	34 J. SMIECHOWSKI	3.988 224.9	22 P. HANSON	15.616 237.9	91 F. MAKOWIECKI	6.609 140.8	47 G. SERNAGIOTTO	7.554 190.2
24	25 J. FRENCH	3.573 145.9	25 J. FRENCH	3.994 224.5	20 M. BECHE	15.693 236.7	57 K. COZZOLINO	6.612 140.8	25 D. ZOLLINGER	7.573 189.7
25	43 A. MAINI	3.588 145.3	47 A. BELICCHI	4.008 223.7	47 A. BELICCHI	15.860 234.2	81 P. ENG	6.614 140.7	43 A. MAINI	7.583 189.4
26	37 D. HEINEMEIER-HANSSON	3.591 145.2	49 K. TERESCHENKO	4.009 223.7	34 J. SMIECHOWSKI	16.102 230.7	67 A. PRIAULX	6.626 140.5	37 D. HEINEMEIER-HANSSON	7.611 188.7
27	49 K. TERESCHENKO	3.637 143.3	37 D. HEINEMEIER-HANSSON	4.009 223.7	50 R. RICCI	16.112 230.6	4 T. DILLMANN	6.637 140.2	49 K. TERESCHENKO	7.650 187.6
28	50 R. RICCI	3.639 143.2	50 R. RICCI	4.016 223.3	49 K. TERESCHENKO	16.203 229.3	34 J. SMIECHOWSKI	6.648 140.0	50 R. RICCI	7.658 187.6
29	71 S. BIRD	3.758 138.7	63 A. GARCIA	4.419 202.9	66 O. PLA	17.637 210.6	82 A. FELIX DA COSTA	6.657 139.8	71 D. RIGON	8.183 175.5
30	51 A. PIER GUIDI	3.766 138.4	71 S. BIRD	4.425 202.7	92 L. VANTHOOR	17.767 209.1	49 K. TERESCHENKO	6.659 139.8	51 D. SERRA	8.215 174.9
31	67 A. PRIAULX	3.780 137.9	64 T. MILNER	4.441 201.9	82 A. FELIX DA COSTA	17.768 209.1	32 R. CULLEN	6.659 139.8	63 M. ROCKENFELLER	8.220 174.7
32	63 A. GARCIA	3.783 137.8	51 A. PIER GUIDI	4.449 201.6	81 P. ENG	17.828 208.4	20 M. BECHE	6.671 139.5	67 J. BOMARITO	8.237 174.4
33	64 T. MILNER	3.799 137.2	97 R. GUNN	4.449 201.6	67 A. PRIAULX	17.878 207.8	62 T. VILANDER	6.678 139.4	64 O. GAVIN	8.241 174.3
34	95 D. TURNER	3.800 137.2	67 A. PRIAULX	4.457 201.2	93 N. TANDY	17.897 207.6	64 T. MILNER	6.698 139.0	97 A. LYNN	8.266 173.8
35	66 O. PLA	3.806 137.0	93 N. TANDY	4.463 200.9	62 T. VILANDER	17.917 207.4	98 P. DALLA LANA	6.699 138.9	95 M. SØRENSEN	8.275 173.6
36	97 R. GUNN	3.807 136.9	95 D. TURNER	4.467 200.8	69 R. WESTBROOK	17.947 207.0	68 J. HAND	6.710 138.7	94 M. JAMINET	8.284 173.4
37	62 T. VILANDER	3.810 136.8	94 M. JAMINET	4.469 200.7	91 F. MAKOWIECKI	18.001 206.4	51 A. PIER GUIDI	6.714 138.6	68 J. HAND	8.292 173.2
38	69 R. WESTBROOK	3.810 136.8	68 J. HAND	4.474 200.4	51 A. PIER GUIDI	18.013 206.3	63 A. GARCIA	6.719 138.5	66 O. PLA	8.298 173.1
39	94 M. JAMINET	3.815 136.6	69 R. WESTBROOK	4.480 200.2	64 T. MILNER	18.034 206.0	70 O. BERETTA	6.719 138.5	93 P. PILET	8.301 173.0
40	68 J. HAND	3.818 136.5	89 P. DERANI	4.483 200.0	86 B. BARKER	18.046 205.9	97 R. GUNN	6.722 138.5	69 R. BRISCOE	8.307 172.9
41	84 J. SEGAL	3.824 136.3	66 O. PLA	4.487 199.9	71 S. BIRD	18.057 205.7	69 R. WESTBROOK	6.744 138.0	89 J. GOUNON	8.313 172.8
42	60 A. PICCINI	3.824 136.3	60 A. PICCINI	4.493 199.6	61 M. GRIFFIN	18.062 205.7	43 A. MAINI	6.747 138.0	60 A. PICCINI	8.317 172.7
43	93 N. TANDY	3.827 136.2	91 F. MAKOWIECKI	4.494 199.5	68 J. HAND	18.097 205.3	71 S. BIRD	6.748 137.9	91 G. BRUNI	8.322 172.6
44	91 F. MAKOWIECKI	3.828 136.2	54 F. CASTELLACCI	4.502 199.2	90 E. ALERS-HANKEY	18.123 205.0	92 L. VANTHOOR	6.757 137.8	84 J. SEGAL	8.332 172.4
45	89 P. DERANI	3.830 136.1	92 L. VANTHOOR	4.506 199.0	57 K. COZZOLINO	18.124 205.0	93 N. TANDY	6.772 137.4	62 T. VILANDER	8.338 172.3
46	81 P. ENG	3.831 136.1	84 J. SEGAL	4.508 198.9	98 P. DALLA LANA	18.132 204.9	78 L. PRETTE	6.789 137.1	83 M. GATTING	8.359 171.8
47	82 A. FELIX DA COSTA	3.833 136.0	82 A. FELIX DA COSTA	4.515 198.6	94 M. JAMINET	18.138 204.8	50 R. RICCI	6.801 136.9	54 G. FISICHELLA	8.369 171.6
48	83 R. FREY	3.833 136.0	61 M. GRIFFIN	4.518 198.5	89 P. DERANI	18.162 204.6	56 J. BERGMEISTER	6.809 136.7	82 A. FARFUS	8.377 171.5
49	54 F. CASTELLACCI	3.850 135.4	83 R. FREY	4.526 198.1	63 A. GARCIA	18.185 204.3	95 D. TURNER	6.809 136.7	81 N. CATSBURG	8.381 171.4
50	98 P. DALLA LANA	3.861 135.0	81 P. ENG	4.527 198.1	77 C. RIED	18.206 204.1	94 M. JAMINET	6.824 136.4	92 L. VANTHOOR	8.403 170.9
51	92 L. VANTHOOR	3.865 134.9	62 T. VILANDER	4.528 198.0	97 R. GUNN	18.228 203.8	90 E. ALERS-HANKEY	6.828 136.3	98 P. LAMY	8.412 170.8
52	86 B. BARKER	3.872 134.6	77 C. RIED	4.538 197.6	95 D. TURNER	18.237 203.7	54 F. CASTELLACCI	6.847 135.9	78 L. PRETTE	8.424 170.5
53	61 M. GRIFFIN	3.875 134.5	78 L. PRETTE	4.540 197.5	70 O. BERETTA	18.246 203.6	77 C. RIED	6.860 135.7	77 J. ANDLAUER	8.425 170.5
54	57 K. COZZOLINO	3.876 134.5	57 K. COZZOLINO	4.546 197.3	88 M. CAIROLI	18.259 203.5	84 J. SEGAL	6.873 135.4	61 M. CRESSONI	8.431 170.4
55	77 C. RIED	3.884 134.2	88 M. CAIROLI	4.549 197.1	54 F. CASTELLACCI	18.366 202.3	61 M. GRIFFIN	6.902 134.9	86 B. BARKER	8.431 170.4
56	78 L. PRETTE	3.884 134.2	98 P. DALLA LANA	4.550 197.1	78 L. PRETTE	18.367 202.3	83 R. FREY	6.909 134.7	85 J. BLEEKEMOLEN	8.440 170.2





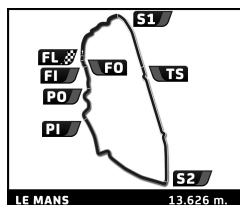
FIA WEC
Official Test - 87^e Edition des 24 Heures du Mans
Test Session



Best Specific Sectors

Pos	T6		T7		PORSCHE		FORD		T6+ T7	
	Driver	Time Kph	Driver	Time Kph	Driver	Time Kph	Driver	Time Kph	Driver	Time Kph
57	90 E. ALERS-HANKEY	3.884 134.2	85 J. BLEEKEMOLEN	4.550 197.1	60 A. PICCINI	18.383 202.1	89 P. DERANI	6.920 134.5	57 K. COZZOLINO	8.440 170.2
58	85 J. BLEEKEMOLEN	3.890 134.0	56 J. BERGMEISTER	4.551 197.0	85 J. BLEEKEMOLEN	18.392 202.0	86 B. BARKER	6.936 134.2	56 J. BERGMEISTER	8.461 169.8
59	56 J. BERGMEISTER	3.909 133.4	86 B. BARKER	4.559 196.7	83 R. FREY	18.399 201.9	99 N. JÖNSSON	6.947 134.0	90 C. EASTWOOD	8.470 169.6
60	99 N. JÖNSSON	3.912 133.3	99 N. JÖNSSON	4.566 196.4	56 J. BERGMEISTER	18.446 201.4	60 A. PICCINI	6.991 133.1	99 P. LONG	8.481 169.4
61	70 O. BERETTA	3.925 132.8	70 O. BERETTA	4.579 195.8	84 J. SEGAL	18.465 201.2	85 J. BLEEKEMOLEN	6.994 133.1	88 M. CAIROLI	8.496 169.1
62	88 M. CAIROLI	3.931 132.6	90 E. ALERS-HANKEY	4.586 195.5	99 N. JÖNSSON	18.615 199.6	88 M. CAIROLI	7.042 132.2	70 E. CHEEVER	8.516 168.7



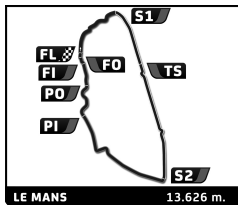


FIA WEC Official Test - 87^e Edition des 24 Heures du Mans After Test Session



Event maximum speed

No Team	Car	Class	Driver	Top Speed	Lap	Session
11 SMP Racing	BR Engineering BR1 - AER	LMP1	Stoffel VANDOOORNE	350.1	5	Test Session
17 SMP Racing	BR Engineering BR1 - AER	LMP1	Stéphane SARRAZIN	349.0	37	Test Session
1 Rebellion Racing	Rebellion R13 - Gibson	LMP1	André LOTTERER	339.1	14	Test Session
10 DragonSpeed	BR Engineering BR1 - Gibson	LMP1	Ben HANLEY	339.1	7	Test Session
3 Rebellion Racing	Rebellion R13 - Gibson	LMP1	Gustavo MENEZES	339.1	69	Test Session
36 Signatech Alpine Matmut	Alpine A470 - Gibson	LMP2	Nicolas LAPIERRE	334.9	67	Test Session
48 IDEC Sport	Oreca 07 - Gibson	LMP2	Paul LAFARGUE	334.9	76	Test Session
22 United Autosports	Ligier JSP217 - Gibson	LMP2	Filipe ALBUQUERQUE	333.9	69	Test Session
26 G-Drive Racing	Aurus 01 - Gibson	LMP2	Roman RUSINOV	332.9	39	Test Session
32 United Autosports	Ligier JSP217 - Gibson	LMP2	Alex BRUNDLE	332.9	58	Test Session
20 High Class Racing	Oreca 07 - Gibson	LMP2	Mathias BECHE	331.8	55	Test Session
34 Inter Europool Competition	Ligier JSP217 - Gibson	LMP2	Nigel MOORE	331.8	68	Test Session
38 Jackie Chan DC Racing	Oreca 07 - Gibson	LMP2	Ho-Pin TUNG	331.8	9	Test Session
4 Bykolles Racing Team	Enso CLM P1/01 - Nismo	LMP1	Oliver WEBB	331.8	29	Test Session
31 DragonSpeed	Oreca 07 - Gibson	LMP2	Roberto GONZALEZ	330.8	30	Test Session
49 ARC Bratislava	Ligier JSP217 - Gibson	LMP2	Henning ENQVIST	330.8	61	Test Session
28 TDS Racing	Oreca 07 - Gibson	LMP2	Loïc DUVAL	329.8	5	Test Session
30 Duqueine Engineering	Oreca 07 - Gibson	LMP2	Romain DUMAS	329.8	76	Test Session
50 Larbre Competition	Ligier JSP217 - Gibson	LMP2	Erwin CREED	329.8	58	Test Session
8 Toyota Gazoo Racing	Toyota TS050 - Hybrid	LMP1 H	Kazuki NAKAJIMA	329.8	26	Test Session
29 Racing Team Nederland	Dallara P217 Gibson	LMP2	Nyck DE VRIES	328.8	35	Test Session
47 Cetilar R.Villorba Corse	Dallara P217 - Gibson	LMP2	Giorgio SERNAGIOTTO	328.8	61	Test Session
7 Toyota Gazoo Racing	Toyota TS050 - Hybrid	LMP1 H	Mike CONWAY	328.8	106	Test Session
23 Panis Barthez Competition	Ligier JSP217 - Gibson	LMP2	René BINDER	327.8	59	Test Session
37 Jackie Chan DC Racing	Oreca 07 - Gibson	LMP2	Jordan KING	327.8	6	Test Session
43 RLR M Sport/Tower Events	Oreca 07 - Gibson	LMP2	Norman NATO	327.8	66	Test Session
25 Algarve Pro Racing	Oreca 07 - Gibson	LMP2	David ZOLLINGER	326.8	55	Test Session
39 Graff	Oreca 07 - Gibson	LMP2	Vincent CAPILLAIRE	326.8	28	Test Session
64 Corvette Racing	Chevrolet Corvette C7.R	LMGTE Pro	Marcel FÄSSLER	298.0	75	Test Session
68 Ford Chip Ganassi USA	Ford GT	LMGTE Pro	Joey HAND	297.2	43	Test Session
71 AF Corse	Ferrari 488 GTE EVO	LMGTE Pro	Davide RIGON	297.2	59	Test Session
51 AF Corse	Ferrari 488 GTE EVO	LMGTE Pro	Alessandro PIER GUIDI	296.4	15	Test Session
66 Ford Chip Ganassi UK	Ford GT	LMGTE Pro	Stefan MÜCKE	295.6	24	Test Session
63 Corvette Racing	Chevrolet Corvette C7.R	LMGTE Pro	Jan MAGNUSSEN	294.8	42	Test Session
67 Ford Chip Ganassi UK	Ford GT	LMGTE Pro	Andy PRIAULX	294.8	76	Test Session
94 Porsche GT Team	Porsche 911 RSR	LMGTE Pro	Dennis OLSEN	294.8	58	Test Session
97 Aston Martin Racing	Aston Martin Vantage AMR	LMGTE Pro	Jonathan ADAM	294.8	35	Test Session
69 Ford Chip Ganassi USA	Ford GT	LMGTE Pro	Ryan BRISCOE	294.0	64	Test Session
89 Risi Competizione	Ferrari 488 GTE EVO	LMGTE Pro	Oliver JARVIS	294.0	30	Test Session
95 Aston Martin Racing	Aston Martin Vantage AMR	LMGTE Pro	Nicki THIIM	294.0	28	Test Session
91 Porsche GT Team	Porsche 911 RSR	LMGTE Pro	Frédéric MAKOWIECKI	293.2	45	Test Session
60 Kessel Racing	Ferrari F488 GTE	LMGTE Am	Andrea PICCINI	292.4	13	Test Session
61 Clearwater Racing	Ferrari F488 GTE	LMGTE Am	Matthew GRIFFIN	292.4	89	Test Session
85 Keating Motorsport	Ford GT	LMGTE Am	Ben KEATING	292.4	14	Test Session
93 Porsche GT Team	Porsche 911 RSR	LMGTE Pro	Nicholas TANDY	292.4	84	Test Session
84 JMW Motorsport	Ferrari F488 GTE	LMGTE Am	Wei LU	291.6	63	Test Session
92 Porsche GT Team	Porsche 911 RSR	LMGTE Pro	Laurens VANTHOOR	291.6	21	Test Session
57 Car Guy Racing	Ferrari F488 GTE	LMGTE Am	Kei COZZOLINO	290.8	12	Test Session
70 MR Racing	Ferrari F488 GTE	LMGTE Am	Olivier BERETTA	290.8	40	Test Session
54 Spirit of Race	Ferrari F488 GTE	LMGTE Am	Thomas FLOHR	290.0	31	Test Session
56 Team Project 1	Porsche 911 RSR	LMGTE Am	Patrick LINDSEY	290.0	47	Test Session
88 Dempsey - Proton Racing	Porsche 911 RSR	LMGTE Am	Giorgio RODA JR	290.0	59	Test Session
98 Aston Martin Racing	Aston Martin Vantage	LMGTE Am	Pedro LAMY	290.0	96	Test Session
62 WeatherTech Racing	Ferrari F488 GTE	LMGTE Am	Toni VILANDER	289.3	6	Test Session
83 Kessel Racing	Ferrari F488 GTE	LMGTE Am	Michelle GATTING	289.3	14	Test Session
90 TF Sport	Aston Martin Vantage	LMGTE Am	Charlie EASTWOOD	289.3	71	Test Session
82 BMW Team MTEK	BMW M8 GTE	LMGTE Pro	Augusto FARFUS	288.5	69	Test Session
78 Proton Competition	Porsche 911 RSR	LMGTE Am	Philippe PRETTE	287.7	57	Test Session
77 Dempsey - Proton Racing	Porsche 911 RSR	LMGTE Am	Julien ANDLAUER	286.9	14	Test Session
81 BMW Team MTEK	BMW M8 GTE	LMGTE Pro	Martin TOMCZYK	286.9	70	Test Session



FIA WEC

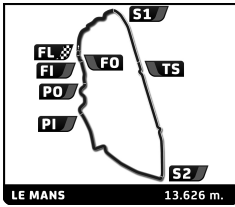
Official Test - 87^e Edition des 24 Heures du Mans
After Test Session



Event maximum speed

No	Team	Car	Class	Driver	Top Speed	Lap	Session
86	Gulf Racing	Porsche 911 RSR	LMGTE Am	Benjamin BARKER	286.9	3	Test Session
99	Dempsey - Proton Racing	Porsche 911 RSR	LMGTE Am	Tracy KROHN	286.9	23	Test Session





FIA WEC

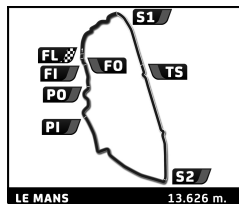
Official Test - 87^e Edition des 24 Heures du Mans Test Session

Fastest Lap Sequence



Practice Time	No	Team	Car	Class	Driver	Time	Kph	Lap
7:19.963	7	Toyota Gazoo Racing	Toyota TS050 - Hybrid	LMP1 H	Mike CONWAY	3:31.104	232.4	2
10:48.592	7	Toyota Gazoo Racing	Toyota TS050 - Hybrid	LMP1 H	Mike CONWAY	3:28.629	235.1	3
10:54.733	8	Toyota Gazoo Racing	Toyota TS050 - Hybrid	LMP1 H	Brendon HARTLEY	3:27.138	236.8	3
14:12.503	7	Toyota Gazoo Racing	Toyota TS050 - Hybrid	LMP1 H	Mike CONWAY	3:23.911	240.6	4
29:22.574	7	Toyota Gazoo Racing	Toyota TS050 - Hybrid	LMP1 H	Jose Maria LOPEZ	3:23.438	241.1	2
39:37.020	7	Toyota Gazoo Racing	Toyota TS050 - Hybrid	LMP1 H	Jose Maria LOPEZ	3:22.027	242.8	5
3:40:37.981	8	Toyota Gazoo Racing	Toyota TS050 - Hybrid	LMP1 H	Sébastien BUEMI	3:21.875	243.0	12
5:12:41.056	7	Toyota Gazoo Racing	Toyota TS050 - Hybrid	LMP1 H	Kamui KOBAYASHI	3:21.030	244.0	25
5:48:00.960	8	Toyota Gazoo Racing	Toyota TS050 - Hybrid	LMP1 H	Fernando ALONSO	3:20.881	244.2	26
5:51:21.386	8	Toyota Gazoo Racing	Toyota TS050 - Hybrid	LMP1 H	Fernando ALONSO	3:20.426	244.7	27
7:22:54.237	8	Toyota Gazoo Racing	Toyota TS050 - Hybrid	LMP1 H	Sébastien BUEMI	3:20.068	245.2	26
8:29:45.630	8	Toyota Gazoo Racing	Toyota TS050 - Hybrid	LMP1 H	Sébastien BUEMI	3:19.440	246.0	36





FIA WEC

Official Test - 87^e Edition des 24 Heures du Mans

Test Session

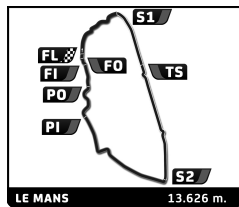


Sector Analysis

■ Personal Best ■ Session Best B Crossing the finish line in pit lane

Lap	D	Time	Sector 1	Sector 2	Sector 3	T. Spd	Elapsed	Lap	D	Time	Sector 1	Sector 2	Sector 3	T. Spd	Elapsed
1	Rebellion Racing 1.Neel JANI 3.Bruno SENNA 2.André LOTTERER Rebellion R13 - Gibson LMP1							55	3	3:37.019 B	34.952	1:19.465	1:42.602	331.8	6:58:21.858
1	3	7:49.819	4:42.742	1:23.870	1:43.207	313.6	7:49.819	56	3	21:25.170	...	1:20.682	1:35.776	326.8	7:19:47.028
2	3	3:36.101	34.137	1:21.598	1:40.366	329.8	11:25.920	57	3	3:38.092 B	33.490	1:19.965	1:44.637	328.8	7:23:25.120
3	3	3:45.073 B	33.880	1:21.605	1:49.588	330.8	15:10.993	58	3	5:34.226	2:40.899	1:18.800	1:34.527	331.8	7:28:59.346
4	3	18:20.261	...	1:23.901	1:38.318	283.9	33:31.254	59	3	4:49.719	32.465	1:18.646	2:58.608	334.9	7:33:49.065
5	3	3:32.318	32.599	1:19.891	1:39.828	331.8	37:03.572	60	3	3:31.392	32.690	1:21.131	1:37.571	326.8	7:37:20.457
6	3	3:28.575	32.936	1:19.601	1:36.038	333.9	40:32.147	61	3	3:35.865 B	33.581	1:18.829	1:43.455	336.0	7:40:56.322
7	3	3:41.881 B	32.708	1:20.581	1:48.592	333.9	44:14.028	62	3	8:24.940	5:29.711	1:19.276	1:35.953	332.9	7:49:21.262
8	2	5:35.348	2:34.882	1:21.014	1:39.452	330.8	49:49.376	63	3	3:29.392	32.508	1:18.342	1:38.542	334.9	7:52:50.654
9	2	3:29.228	33.195	1:19.254	1:36.779	333.9	53:18.604	64	3	3:32.987	32.735	1:17.952	1:42.300	332.9	7:56:23.641
10	2	3:25.319	32.282	1:19.073	1:33.964	334.9	56:43.923	65	3	7:18.738	45.191	3:04.827	3:28.720	113.4	8:03:42.379
11	2	3:33.738 B	32.216	1:18.984	1:42.538	336.0	1:00:17.661	66	3	7:25.904 B	1:03.586	3:02.246	3:20.072	108.5	8:11:08.283
12	2	14:17.633	...	1:21.137	1:37.013	324.9	1:14:35.294	67	2	6:53.466	3:19.229	1:21.366	2:12.871	318.2	8:18:01.749
13	2	3:25.332	32.205	1:18.500	1:34.627	331.8	1:18:00.626	68	2	3:27.154	33.175	1:18.987	1:34.992	334.9	8:21:28.903
14	2	3:36.456 B	32.820	1:19.576	1:44.060	339.1	1:21:37.082	69	2	3:25.910	32.246	1:17.861	1:35.803	337.0	8:24:54.813
15	2	13:03.157	7:44.440	1:47.528	3:31.189	328.8	1:34:40.239	70	2	3:31.114 B	33.284	1:17.225	1:40.605	336.0	8:28:25.927
16	2	3:30.495	33.673	1:19.873	1:36.949	327.8	1:38:10.734	71	2	7:02.602	4:11.517	1:18.103	1:32.982	325.8	8:35:28.529
17	2	3:26.377	31.871	1:18.829	1:35.677	334.9	1:41:37.111	72	2	3:33.663 B	34.086	1:18.522	1:41.055	332.9	8:39:02.192
18	2	3:35.589 B	32.135	1:19.570	1:43.884	333.9	1:45:12.700	73	2	5:39.345	2:44.977	1:17.642	1:36.726	331.8	8:44:41.537
19	1	5:53.576	2:52.373	1:21.792	1:39.411	321.0	1:51:06.276	74	2	4:14.055	32.181	2:01.219	1:40.655	331.8	8:48:55.592
20	1	3:44.065	32.561	1:19.037	1:52.467	334.9	1:54:50.341	75	2	3:21.323	31.573	1:16.991	1:32.759	336.0	8:52:16.915
21	1	10:21.071 B	1:25.935	1:49.216	4:35.920	79.1	2:05:11.412	76	2	3:26.057	32.419	1:18.125	1:35.513	336.0	8:55:42.972
22	1	18:08.717	...	1:19.827	1:36.841	329.8	2:23:20.129	77	2	3:30.062 B	32.455	1:16.944	1:40.663	336.0	8:59:13.034
23	1	3:34.957	34.143	1:20.553	1:40.261	295.6	2:26:55.086	3 Rebellion Racing 1.Thomas LAURENT 3.Gustavo MENEZES 2.Nathanaël BERTHON Rebellion R13 - Gibson LMP1							
24	1	4:48.336	33.599	1:20.330	2:54.407	336.0	2:31:43.422	1	2	9:35.841	6:26.805	1:25.092	1:43.944	245.9	9:35.841
25	1	3:37.054 B	32.511	1:18.446	1:46.097	334.9	2:35:20.476	2	2	3:34.212	33.490	1:21.276	1:39.446	333.9	13:10.053
26	1	22:14.583	...	1:19.959	1:36.402	330.8	2:57:35.059	3	2	3:44.365 B	33.048	1:23.711	1:47.606	298.0	16:54.418
27	1	3:32.198	35.654	1:19.600	1:36.944	336.0	3:01:07.257	4	1	15:39.412	...	1:22.428	1:38.664	322.0	32:33.830
28	1	3:27.073	32.953	1:18.648	1:35.472	337.0	3:04:34.330	5	1	3:27.354	32.751	1:18.823	1:35.780	334.9	36:01.184
29	1	3:35.403 B	32.420	1:18.189	1:44.794	332.9	3:08:09.733	6	1	3:34.811 B	32.944	1:18.015	1:43.852	334.9	39:35.995
30	1	7:46.885	4:49.082	1:21.086	1:36.717	333.9	3:15:56.618	7	3	11:51.524	8:50.847	1:22.361	1:38.316	328.8	51:27.519
31	1	3:29.485	33.650	1:19.937	1:35.898	331.8	3:19:26.103	8	3	3:32.984	34.215	1:22.405	1:36.364	333.9	55:00.503
32	1	3:33.529 B	32.419	1:19.073	1:42.037	334.9	3:22:59.632	9	3	3:34.387 B	33.451	1:18.561	1:42.375	333.9	58:34.890
33	1	9:08.429	6:08.013	1:20.319	1:40.097	330.8	3:32:08.061	10	2	8:08.211	5:06.281	1:23.035	1:38.895	298.8	1:06:43.101
34	1	3:31.690	33.002	1:19.733	1:38.955	305.6	3:35:39.751	11	2	3:30.036	32.736	1:20.690	1:36.610	316.3	1:10:13.137
35	1	3:27.163	33.362	1:18.792	1:35.009	331.8	3:39:06.914	12	2	3:26.676	32.625	1:18.940	1:35.111	334.9	1:13:39.813
36	1	3:36.544 B	34.374	1:20.635	1:41.535	331.8	3:42:43.458	13	2	3:33.928	32.646	1:20.373	1:40.909	336.0	1:17:13.741
37	2	8:03.355	5:02.341	1:22.259	1:38.755	325.8	3:50:46.813	14	2	3:37.490 B	34.226	1:19.209	1:44.055	333.9	1:20:51.231
38	2	4:10.167	32.693	1:19.136	2:18.338	330.8	3:54:56.980	15	2	12:30.002	7:43.699	1:20.649	3:25.654	332.9	1:33:21.233
39	2	3:30.594	33.353	1:19.921	1:37.320	329.8	3:58:27.574	16	2	4:04.888	1:02.504	1:23.485	1:38.899	331.8	1:37:26.121
40	2	3:46.132 B	32.676	1:18.529	1:54.927	331.8	4:02:13.706	17	2	3:32.952	33.800	1:20.595	1:38.557	322.9	1:40:59.073
41	2	4:15:52.740	...	1:20.475	2:49.135	312.7	5:44:06.446	18	2	3:31.422	33.359	1:19.793	1:38.270	333.9	1:44:30.495
42	2	3:24.347	33.243	1:17.847	1:33.257	333.9	5:47:30.793	19	2	3:29.271	33.029	1:19.293	1:36.949	334.9	1:47:59.766
43	2	3:25.153	33.956	1:17.244	1:33.953	332.9	5:50:55.946	20	2	3:38.839 B	33.442	1:20.893	1:44.504	320.1	1:51:38.605
44	2	3:35.690 B	31.783	1:19.059	1:44.848	339.1	5:54:31.636	21	1	19:25.173	...	1:20.138	1:36.615	326.8	2:11:03.778
45	2	14:32.356	...	1:20.027	1:35.350	301.3	6:09:03.992	22	1	3:34.557	33.495	1:18.924	1:42.138	336.0	2:14:38.335
46	2	3:23.591	32.571	1:17.306	1:33.714	336.0	6:12:27.583	23	1	4:00.192	1:06.132	1:19.257	1:34.803	336.0	2:18:38.527
47	2	3:27.411	32.069	1:17.236	1:38.106	333.9	6:15:54.994	24	1	3:40.194 B	33.099	1:19.509	1:47.586	322.9	2:22:18.721
48	2	3:35.974 B	32.057	1:19.657	1:44.260	333.9	6:19:30.968	25	1	4:34.209	1:35.317	1:19.701	1:39.191	334.9	2:26:52.930
49	3	10:17.077	7:21.081	1:21.186	1:34.810	265.1	6:29:48.045	26	1	4:40.346	32.613	1:17.821	2:49.912	333.9	2:31:33.276
50	3	3:29.510	33.293	1:19.847	1:36.370	331.8	6:33:17.555	27	1	3:29.396 B	32.383	1:17.620	1:39.393	336.0	2:35:02.672
51	3	3:28.351	32.936	1:19.622	1:35.793	333.9	6:36:45.906	28	1	18:48.860	...	1:19.014	2:09.568	329.8	2:53:51.532
52	3	5:00.429 B	36.468	2:36.956	1:47.005	79.3	6:41:46.335	29	1	3:27.031	32.641	1:17.613	1:36.777	336.0	2:57:18.563
53	3	9:25.432	6:28.236	1:21.924	1:35.272	323.9	6:51:11.767	30	1	3:24.678	32.132	1:17.634	1:34.912	338.1	3:00:43.241
54	3	3:33.072	32.404	1:19.050	1:41.618	331.8	6:54:44.839	31	1	3:29.414 B	32.393	1:17.570	1:39.451	336.0	3:04:12.655





FIA WEC Official Test - 87^e Edition des 24 Heures du Mans Test Session

Sector Analysis

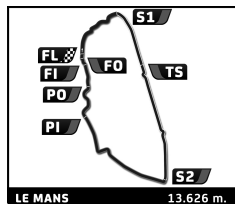


■ Personal Best ■ Session Best B Crossing the finish line in pit lane

Lap	D	Time	Sector 1	Sector 2	Sector 3	T. Spd	Elapsed	Lap	D	Time	Sector 1	Sector 2	Sector 3	T. Spd	Elapsed								
32	3	5:02.789	2:09.138	1:18.737	1:34.914	336.0	3:09:15.444	2	1	15:09.988	...	1:25.052	1:41.873	300.5	19:18.801								
33	3	3:26.035	33.214	1:18.989	1:33.832	333.9	3:12:41.479	3	1	3:40.752	34.966	1:24.842	1:40.944	321.0	22:59.553								
34	3	3:32.599B	32.593	1:18.695	1:41.311	337.0	3:16:14.078	4	1	3:41.381	34.310	1:23.557	1:43.514	322.9	26:40.934								
35	3	8:59.234	6:03.268	1:21.556	1:34.410	331.8	3:25:13.312	5	1	3:35.677	34.242	1:22.018	1:39.417	322.9	30:16.611								
36	3	3:33.149B	32.462	1:19.002	1:41.685	334.9	3:28:46.461	6	1	3:35.683	33.651	1:21.357	1:40.675	323.9	33:52.294								
37	3	10:36.240	7:43.628	1:18.557	1:34.055	331.8	3:39:22.701	7	1	3:42.933B	33.594	1:21.404	1:47.935	324.9	37:35.227								
38	3	3:25.866	32.721	1:19.651	1:33.494	334.9	3:42:48.567	8	1	29:28.648	...	1:22.314	1:41.648	321.0	1:07:03.875								
39	3	3:37.287	32.475	1:19.523	1:45.289	338.1	3:46:25.854	9	1	3:36.234	35.239	1:22.365	1:38.630	323.9	1:10:40.109								
40	3	3:30.864	32.516	1:18.433	1:39.915	334.9	3:49:56.718	10	1	3:34.787	35.474	1:21.159	1:38.154	327.8	1:14:14.896								
41	3	4:37.458	32.752	1:20.016	2:44.690	336.0	3:54:34.176	11	1	3:30.512	33.044	1:20.682	1:36.786	323.9	1:17:45.408								
42	3	3:23.926	32.420	1:18.217	1:33.289	333.9	3:57:58.102	12	1	3:39.987B	33.489	1:20.596	1:45.902	325.8	1:21:25.395								
43	3	3:24.404	33.810	1:17.943	1:32.651	334.9	4:01:22.506	13	1	29:36.708	...	1:22.628	1:44.365	321.0	1:51:02.103								
44	3	3:30.005B	31.901	1:17.044	1:41.060	334.9	4:04:52.511	14	1	3:47.478B	32.617	1:19.825	1:55.036	325.8	1:54:49.581								
45	1	3:44:41.169	...	1:19.301	1:34.774	330.8	5:39:33.680	15	1	15:53.405	...	1:22.106	1:39.726	317.2	2:10:42.986								
46	1	4:36.335	32.159	1:17.710	2:46.466	338.1	5:44:10.015	16	1	3:36.932	32.917	1:20.127	1:43.888	325.8	2:14:19.918								
47	1	3:25.632	32.470	1:17.848	1:35.314	336.0	5:47:35.647	17	1	4:03.864	1:02.665	1:19.668	1:41.531	325.8	2:18:23.782								
48	1	3:30.617B	32.209	1:17.078	1:41.330	334.9	5:51:06.264	18	1	3:35.826	32.627	1:19.712	1:43.487	326.8	2:21:59.608								
49	1	13:57.615	...	1:19.316	1:33.373	325.8	6:05:03.879	19	1	3:50.065B	35.893	1:22.502	1:51.670	324.9	2:25:49.673								
50	1	3:29.771	32.194	1:19.261	1:38.316	329.8	6:08:33.650	20	2	15:57.064	...	1:26.611	1:40.784	265.8	2:41:46.737								
51	1	3:26.424	33.548	1:18.264	1:34.612	331.8	6:12:00.074	21	2	3:33.501	33.411	1:21.668	1:38.422	325.8	2:45:20.238								
52	1	3:32.730B	32.695	1:18.753	1:41.282	328.8	6:15:32.804	22	2	3:35.703	34.931	1:22.105	1:38.667	314.5	2:48:55.941								
53	1	14:49.336	...	1:18.813	1:36.073	330.8	6:30:22.140	23	2	4:31.345B	35.272	1:22.679	2:33.394	328.8	2:53:27.286								
54	1	3:26.785	32.532	1:20.496	1:33.757	333.9	6:33:48.925	24	2	12:15.696	9:09.489	1:22.897	1:43.310	325.8	3:05:42.982								
55	1	3:22.232	32.020	1:17.550	1:32.662	336.0	6:37:11.157	25	2	3:46.213B	34.289	1:21.702	1:50.222	328.8	3:09:29.195								
56	1	4:44.885	34.602	2:35.918	1:34.365	79.3	6:41:56.042	26	2	8:12.252	5:07.710	1:23.013	1:41.529	324.9	3:17:41.447								
57	1	3:54.036	35.116	1:43.543	1:35.377	320.1	6:45:50.078	27	2	3:34.714	34.210	1:21.014	1:39.490	328.8	3:21:16.161								
58	1	3:30.498B	33.499	1:17.689	1:39.310	332.9	6:49:20.576	28	2	3:35.513	34.237	1:20.890	1:40.386	327.8	3:24:51.674								
59	3	4:32.853	1:39.030	1:20.054	1:33.769	336.0	6:53:53.429	29	2	3:41.775B	33.888	1:20.019	1:47.868	331.8	3:28:33.449								
60	3	3:32.809B	32.864	1:18.608	1:41.337	332.9	6:57:26.238	30	3	9:02.787	5:56.260	1:24.501	1:42.026	323.9	3:37:36.236								
61	3	5:48.226	2:53.307	1:18.659	1:36.260	332.9	7:03:14.464	31	3	3:38.779	34.700	1:21.852	1:42.227	327.8	3:41:15.015								
62	3	3:23.207	32.181	1:18.079	1:32.947	336.0	7:06:37.671	32	3	6:17.872B	34.641	1:22.585	4:20.646	328.8	3:47:32.887								
63	3	3:25.824	32.564	1:17.813	1:35.447	336.0	7:10:03.495	33	1	8:10.198	5:11.112	1:21.611	1:37.475	324.9	3:55:43.085								
64	3	3:31.648B	32.248	1:19.295	1:40.105	317.2	7:13:35.143	34	1	3:30.166	33.079	1:20.484	1:36.603	315.4	3:59:13.251								
65	3	13:59.791	...	1:19.384	1:33.539	313.6	7:27:34.934	35	1	3:46.708B	34.920	1:21.591	1:50.197	327.8	4:02:59.959								
66	3	3:24.388	32.086	1:18.247	1:34.055	337.0	7:30:59.322	36	1	01:38.045	...	1:22.080	1:39.174	305.6	5:04:38.004								
67	3	4:45.828	1:16.178	1:56.758	1:32.892	277.4	7:35:45.150	37	1	3:28.152	33.214	1:19.652	1:35.286	329.8	5:08:06.156								
68	3	3:23.081	32.065	1:17.931	1:33.085	334.9	7:39:08.231	38	1	3:26.991	32.998	1:19.133	1:34.860	329.8	5:11:33.147								
69	3	3:36.303B	34.259	1:20.105	1:41.939	339.1	7:42:44.534	39	1	3:45.464	37.789	1:25.633	1:42.042	270.4	5:15:18.611								
70	3	10:21.937	7:28.789	1:19.879	1:33.269	332.9	7:53:06.471	40	1	4:17.621B	33.139	1:19.908	2:24.574	329.8	5:19:36.232								
71	3	3:48.840	32.621	1:17.425	1:58.794	336.0	7:56:55.311	41	3	27:05.344	...	1:27.517	1:45.039	236.2	5:46:41.576								
72	3	6:50.821B	37.346	2:44.349	3:29.126	117.2	8:03:46.132	42	3	3:37.514	34.730	1:22.340	1:40.444	328.8	5:50:19.090								
73	2	12:37.925	8:57.982	1:22.080	2:17.863	320.1	8:16:24.057	43	3	3:38.257	34.291	1:23.278	1:40.688	329.8	5:53:57.347								
74	2	4:04.193	33.720	1:21.964	2:08.509	333.9	8:20:28.250	44	3	5:12.914	33.623	1:21.533	3:17.758	330.8	5:59:10.261								
75	2	3:29.793	33.601	1:19.823	1:36.369	338.1	8:23:58.043	45	3	4:12.137	1:07.526	1:23.020	1:41.591	320.1	6:03:22.398								
76	2	3:26.068	32.757	1:18.444	1:34.867	332.9	8:27:24.111	46	3	3:34.714	34.660	1:21.433	1:38.621	329.8	6:06:57.112								
77	2	3:26.013	32.631	1:19.341	1:34.041	332.9	8:30:50.124	47	3	27:33.413B	34.172	1:22.834	...	321.0	6:34:30.525								
78	2	3:26.166	32.164	1:17.826	1:36.176	333.9	8:34:16.290								7	Toyota Gazoo Racing			Toyota TS050 - Hybrid				
79	2	3:25.622	33.571	1:18.002	1:34.049	336.0	8:37:41.912				1.	Mike CONWAY	3.	Jose Maria LOPEZ									
80	2	3:27.169	32.147	1:18.971	1:36.051	337.0	8:41:09.081				2.	Kamui KOBAYASHI	4.	Brendon HARTLEY	LMP1 - H								
81	2	3:23.844	32.858	1:17.597	1:33.389	334.9	8:44:32.925								1	1	3:48.859	45.092	1:22.462	1:41.305	318.2	3:48.859	
82	2	4:22.018B	32.581	2:02.846	1:46.591	333.9	8:48:54.943								2	1	3:31.104	33.335	1:19.636	1:38.133		7:19.963	
83	2	10:28.881	7:33.150	1:19.254	1:36.477	333.9	8:59:23.824								3	1	3:28.629	33.399	1:18.881	1:36.349	308.2	10:48.592	
84	2	3:22.194	31.934	1:17.543	1:32.717	336.0	9:02:46.018								4	1	3:23.911	32.330	1:18.179	1:33.402	310.9	14:12.503	
																5	1	3:28.675	32.604	1:22.848	1:33.223	319.1	17:41.178
																6	1	3:36.063B	32.318	1:23.952	1:39.793	270.4	21:17.241
																7	3	4:41.895	1:47.818	1:19.073	1:35.004	302.2	25:59.136
																8	3	3:23.438	32.706	1:17.872	1:32.860	303.9	29:22.574

4	Bykolles Racing Team		Enso CLM P1/01 - Nismo				
	1. Tom DILLMANN	3. Paolo RUBERTI	LMP1				
	2. Oliver WEBB						
1	1	4:08.813B	45.703	1:28.048	1:55.062	263.2	4:08.813





FIA WEC

Official Test - 87^e Edition des 24 Heures du Mans

Test Session

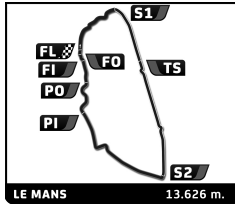
Sector Analysis



Personal Best Session Best B Crossing the finish line in pit lane

Lap	D	Time	Sector 1	Sector 2	Sector 3	T. Spd	Elapsed	Lap	D	Time	Sector 1	Sector 2	Sector 3	T. Spd	Elapsed
9	3	3:25.920	32.391	1:17.278	1:36.251	311.8	32:48.494	66	2	3:24.109	32.199	1:18.991	1:32.919	301.3	5:49:05.839
10	3	3:26.499	32.796	1:18.922	1:34.781	310.9	36:14.993	67	2	3:20.586	32.190	1:16.585	1:31.811	315.4	5:52:26.425
11	3	3:22.027	32.291	1:17.145	1:32.591	326.8	39:37.020	68	2	3:21.674	31.929	1:16.824	1:32.921	314.5	5:55:48.099
12	3	3:31.673 B	32.309	1:17.943	1:41.421	320.1	43:08.693	69	2	5:50.951	32.102	3:44.355	1:34.494	79.0	6:01:39.050
13	2	5:20.009	2:20.939	1:21.591	1:37.479	265.1	48:28.702	70	2	3:23.477	33.160	1:17.574	1:32.743	324.9	6:05:02.527
14	2	3:25.617	32.991	1:18.212	1:34.414	311.8	51:54.319	71	2	3:24.848	32.106	1:18.432	1:34.310	316.3	6:08:27.375
15	2	3:30.829	33.117	1:18.260	1:39.452	325.8	55:25.148	72	2	3:27.689	32.006	1:16.633	1:39.050	316.3	6:11:55.064
16	2	3:31.442	32.868	1:19.353	1:39.221	312.7	58:56.590	73	2	3:27.117	32.219	1:17.710	1:37.188	288.5	6:15:22.181
17	2	3:25.186	33.039	1:17.661	1:34.486	313.6	1:02:21.776	74	2	3:21.554	32.435	1:17.540	1:31.579	310.0	6:18:43.735
18	2	3:41.928 B	33.747	1:22.772	1:45.409	310.9	1:06:03.704	75	2	3:27.206 B	32.175	1:17.136	1:37.895	317.2	6:22:10.941
19	2	14:54.868	...	1:20.139	1:35.379	325.8	1:20:58.572	76	3	6:04.332	3:11.063	1:19.099	1:34.170	325.8	6:28:15.273
20	2	3:28.890	32.969	1:18.363	1:37.558	315.4	1:24:27.462	77	3	3:25.632	32.725	1:19.771	1:33.136	282.5	6:31:40.905
21	2	3:27.717	32.862	1:18.153	1:36.702	307.3	1:27:55.179	78	3	3:21.094	32.334	1:17.189	1:31.571	309.1	6:35:01.999
22	2	5:09.080	33.594	1:19.510	3:15.976	319.1	1:33:04.259	79	3	4:41.461	34.631	2:34.515	1:32.315	78.9	6:39:43.460
23	2	4:04.572	1:10.036	1:19.239	1:35.297	325.8	1:37:08.831	80	3	4:43.571	34.356	2:37.551	1:31.664	78.8	6:44:27.031
24	2	3:33.130 B	32.682	1:19.089	1:41.359	316.3	1:40:41.961	81	3	3:27.044	32.079	1:21.613	1:33.352	283.9	6:47:54.075
25	3	4:54.690	1:58.778	1:20.638	1:35.274	325.8	1:45:36.651	82	3	3:24.109	33.524	1:18.894	1:31.691	320.1	6:51:18.184
26	3	3:26.214	32.728	1:17.269	1:36.217	316.3	1:49:02.865	83	3	3:26.786	32.563	1:17.351	1:36.872	313.6	6:54:44.970
27	3	3:23.984	32.591	1:17.118	1:34.275	313.6	1:52:26.849	84	3	3:24.133	31.980	1:17.943	1:34.210	316.3	6:58:09.103
28	3	6:21.279 B	32.277	1:18.105	4:30.897	310.9	1:58:48.128	85	3	3:21.070	32.004	1:17.720	1:31.346	304.7	7:01:30.173
29	3	18:43.871	...	1:18.650	1:36.058	326.8	2:17:31.999	86	3	3:28.960 B	32.966	1:17.792	1:38.202	321.0	7:04:59.133
30	3	3:23.574	32.728	1:18.206	1:32.640	312.7	2:20:55.573	87	3	10:32.646	7:39.988	1:19.327	1:33.331	313.6	7:15:31.779
31	3	3:22.233	32.833	1:16.901	1:32.499	319.1	2:24:17.806	88	3	3:24.419	32.953	1:17.895	1:33.571	318.2	7:18:56.198
32	3	3:24.305	32.741	1:16.995	1:34.569	313.6	2:27:42.111	89	3	3:20.624	32.176	1:17.184	1:31.264	313.6	7:22:16.822
33	3	4:39.905	32.171	1:18.550	2:49.184	315.4	2:32:22.016	90	3	3:23.669	32.288	1:17.486	1:33.895	318.2	7:25:40.491
34	3	3:26.851	32.545	1:18.787	1:35.519	315.4	2:35:48.867	91	3	3:25.524	34.285	1:17.842	1:33.397	324.9	7:29:06.015
35	3	3:29.512 B	32.875	1:17.306	1:39.331	310.9	2:39:18.379	92	3	4:45.694	32.207	1:17.865	2:55.622	316.3	7:33:51.709
36	1	4:26.850	1:35.061	1:17.793	1:33.996	325.8	2:43:45.229	93	3	3:25.656	32.085	1:18.647	1:34.924	320.1	7:37:17.365
37	1	3:25.240	33.022	1:17.786	1:34.432	315.4	2:47:10.469	94	3	3:21.843	32.238	1:17.821	1:31.784	319.1	7:40:39.208
38	1	3:25.157	32.697	1:18.248	1:34.212	302.2	2:50:35.626	95	3	3:21.727	32.429	1:17.426	1:31.872	316.3	7:44:00.935
39	1	4:08.507	32.288	1:17.582	2:18.637	310.9	2:54:44.133	96	3	3:34.274 B	32.215	1:21.122	1:40.937	300.5	7:47:35.209
40	1	3:22.094	32.500	1:17.226	1:32.368	312.7	2:58:06.227	97	1	4:48.482	1:56.074	1:19.236	1:33.172	326.8	7:52:23.691
41	1	3:24.629	32.360	1:17.676	1:34.593	311.8	3:01:30.856	98	1	4:01.207 B	32.524	1:17.652	2:11.031	311.8	7:56:24.898
42	1	3:25.439	32.314	1:19.209	1:33.916	296.4	3:04:56.295	99	1	19:19.248	...	1:20.997	2:12.814	297.2	8:15:44.146
43	1	3:24.981	33.440	1:18.916	1:32.625	316.3	3:08:21.276	100	1	4:01.903	33.505	1:18.544	2:09.854	310.9	8:19:46.049
44	1	3:24.859	33.720	1:17.754	1:33.385	319.1	3:11:46.135	101	1	3:24.587	32.780	1:17.845	1:33.962	310.9	8:23:10.636
45	1	3:22.589	32.354	1:16.749	1:33.486	312.7	3:15:08.724	102	1	3:25.722	32.106	1:16.713	1:36.903	310.9	8:26:36.358
46	1	3:31.627 B	34.426	1:18.204	1:38.997	307.3	3:18:40.351	103	1	3:20.693	32.119	1:16.841	1:31.733	303.9	8:29:57.051
47	2	6:00.439	3:05.898	1:18.833	1:35.708	321.0	3:24:40.790	104	1	3:22.615	32.910	1:16.765	1:32.940	313.6	8:33:19.666
48	2	3:27.929	32.985	1:18.037	1:36.907	310.0	3:28:08.719	105	1	3:22.600	33.826	1:17.405	1:31.369	308.2	8:36:42.266
49	2	3:28.567	33.068	1:17.693	1:37.806	321.0	3:31:37.286	106	1	3:28.023 B	32.655	1:17.315	1:38.053	328.8	8:40:10.289
50	2	3:27.023	34.169	1:17.913	1:34.941	301.3	3:35:04.309	107	1	4:27.076	1:35.091	1:17.484	1:34.501	325.8	8:44:37.365
51	2	3:24.806	33.129	1:18.239	1:33.438	322.0	3:38:29.115	108	1	4:11.369	32.756	2:01.423	1:37.190	320.1	8:48:48.734
52	2	3:24.982	32.791	1:17.456	1:34.735	322.0	3:41:54.097	109	1	3:20.249	31.954	1:16.549	1:31.746	310.9	8:52:08.983
53	2	3:35.682	32.289	1:16.988	1:46.405	314.5	3:45:29.779	110	1	3:27.763	33.039	1:19.677	1:35.047	319.1	8:55:36.746
54	2	3:25.651	33.092	1:16.923	1:35.636	314.5	3:48:55.430	111	1	3:22.234	32.134	1:17.208	1:32.892	309.1	8:58:58.980
55	2	4:46.732 B	32.650	1:18.004	2:56.078	319.1	3:53:42.162	112	1	3:22.769	32.078	1:17.280	1:33.411	307.3	9:02:21.749
56	2	7:41.070 B	4:32.090	1:21.675	1:47.305	320.1	4:01:23.232	8 Toyota Gazoo Racing 1.Sébastien BUEMI 2.Kazuki NAKAJIMA 3.Fernando ALONSO 4.Brendon HARTLEY Toyota TS050 - Hybrid LMP1 - H							
57	2	0:43:32.250	...	1:19.875	1:41.270	325.8	5:05:55.482	1	4	3:53.722	39.288	1:22.564	1:51.870	316.3	3:53.722
58	2	3:24.544	32.251	1:16.817	1:35.476	312.7	5:09:20.026	2	4	3:33.873	34.385	1:22.585	1:36.903	296.4	7:27.595
59	2	3:21.030	32.405	1:17.407	1:31.218	315.4	5:12:41.056	3	4	3:27.138	33.067	1:19.592	1:34.479	302.2	10:54.733
60	2	3:21.691	32.470	1:17.055	1:32.166	313.6	5:16:02.747	4	4	3:29.338	32.795	1:18.674	1:37.869	302.2	14:24.071
61	2	4:50.956	32.314	1:16.327	3:02.315	314.5	5:20:53.703	5	4	3:38.783 B	33.174	1:20.961	1:44.648	307.3	18:02.854
62	2	7:01.668	46.101	2:59.782	3:15.785	109.1	5:27:55.371	6	2	20:04.431	...	1:25.970	1:40.792	319.1	38:07.285
63	2	7:32.807	1:01.569	3:17.717	3:13.521	92.9	5:35:28.178	7	2	3:26.102	33.086	1:18.884	1:34.132	308.2	41:33.387
64	2	3:34.021 B	33.466	1:18.782	1:41.773	305.6	5:39:02.199								
65	2	6:39.531	2:43.310	1:20.484	2:35.737	288.5	5:45:41.730								





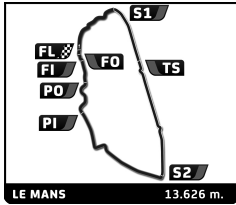
FIA WEC
Official Test - 87^e Edition des 24 Heures du Mans
Test Session

Sector Analysis



Personal Best Session Best B Crossing the finish line in pit lane

Lap	D	Time	Sector 1	Sector 2	Sector 3	T. Spd	Elapsed	Lap	D	Time	Sector 1	Sector 2	Sector 3	T. Spd	Elapsed
8	2	3:24.429	32.373	1:18.184	1:33.872	310.9	44:57.816	65	3	3:20.426	32.462	1:17.207	1:30.757	312.7	5:51:21.386
9	2	3:23.352	32.810	1:17.551	1:32.991	308.2	48:21.168	66	3	3:23.941	32.369	1:17.867	1:33.705	322.9	5:54:45.327
10	2	3:23.690	32.411	1:17.288	1:33.991	309.1	51:44.858	67	3	5:52.453 B	31.957	1:23.982	3:56.514	316.3	6:00:37.780
11	2	3:37.605 B	32.786	1:19.151	1:45.668	310.9	55:22.463	68	2	4:35.163	1:41.431	1:19.575	1:34.157	327.8	6:05:12.943
12	1	4:52.761	1:57.097	1:19.755	1:35.909	307.3	1:00:15.224	69	2	3:23.999	32.728	1:17.347	1:33.924	315.4	6:08:36.942
13	1	3:30.295	33.709	1:18.440	1:38.146	301.3	1:03:45.519	70	2	3:23.532	32.786	1:17.347	1:33.399	322.0	6:12:00.474
14	1	3:27.263	33.031	1:18.209	1:36.023	303.0	1:07:12.782	71	2	3:25.412	33.966	1:17.375	1:34.071	318.2	6:15:25.886
15	1	3:26.539	32.840	1:18.614	1:35.085	305.6	1:10:39.321	72	2	3:23.436	33.353	1:17.641	1:32.442	306.5	6:18:49.322
16	1	3:34.378 B	34.504	1:18.984	1:40.890	316.3	1:14:13.699	73	2	3:32.173 B	34.129	1:16.970	1:41.074	327.8	6:22:21.495
17	3	10:20.843	7:21.011	1:21.494	1:38.338	316.3	1:24:34.542	74	2	4:37.908	1:47.731	1:17.736	1:32.441	323.9	6:26:59.403
18	3	3:23.350	32.492	1:17.473	1:33.385	311.8	1:27:57.892	75	2	3:34.873 B	32.415	1:17.514	1:44.944	318.2	6:30:34.276
19	3	5:09.758	33.571	1:19.392	3:16.795	325.8	1:33:07.650	76	2	4:14.282	1:18.845	1:17.971	1:37.466	321.0	6:34:48.558
20	3	4:03.982	1:07.595	1:19.010	1:37.377	326.8	1:37:11.632	77	2	4:27.403	35.261	2:19.206	1:32.936	79.0	6:39:15.961
21	3	3:25.644	32.116	1:17.734	1:35.794	311.8	1:40:37.276	78	2	4:42.295	34.513	2:34.919	1:32.863	78.8	6:43:58.256
22	3	3:34.334 B	32.031	1:17.732	1:44.571	310.0	1:44:11.610	79	2	3:24.721	33.141	1:17.606	1:33.974	316.3	6:47:22.977
23	2	4:54.137	1:59.314	1:18.193	1:36.630	324.9	1:49:05.747	80	2	3:22.816	32.134	1:17.088	1:33.594	321.0	6:50:45.793
24	2	3:27.496	34.261	1:17.474	1:35.761	320.1	1:52:33.243	81	2	3:36.630 B	33.383	1:19.090	1:44.157	311.8	6:54:22.423
25	2	6:17.432 B	32.595	1:17.821	4:27.016	316.3	1:58:50.675	82	1	4:22.207	1:30.546	1:17.613	1:34.048	323.9	6:58:44.630
26	2	14:08.088	...	1:19.503	1:44.411	329.8	2:12:58.763	83	1	3:23.593	32.372	1:17.939	1:33.282	316.3	7:02:08.223
27	2	4:06.162	1:04.502	1:25.279	1:36.381	326.8	2:17:04.925	84	1	3:21.586	32.098	1:16.879	1:32.609	310.9	7:05:29.809
28	2	3:23.994	32.649	1:18.317	1:33.028	321.0	2:20:28.919	85	1	3:21.807	32.170	1:16.528	1:33.109	309.1	7:08:51.616
29	2	3:23.268	33.281	1:17.471	1:32.516	320.1	2:23:52.187	86	1	3:20.921	32.529	1:16.694	1:31.698	307.3	7:12:12.537
30	2	3:27.383	33.925	1:18.456	1:35.002	324.9	2:27:19.570	87	1	3:55.755	1:03.450	1:16.823	1:35.482	329.8	7:16:08.292
31	2	4:54.989 B	33.913	1:20.869	3:00.207	324.9	2:32:14.559	88	1	3:25.877	33.460	1:19.173	1:33.244	314.5	7:19:34.169
32	3	4:37.365	1:42.962	1:18.090	1:36.313	322.0	2:36:51.924	89	1	3:20.068	32.064	1:16.343	1:31.661	308.2	7:22:54.237
33	3	3:29.851	32.586	1:21.230	1:36.035	294.8	2:40:21.775	90	1	3:29.305 B	34.004	1:16.746	1:38.555	313.6	7:26:23.542
34	3	3:28.144	33.751	1:20.297	1:34.096	321.0	2:43:49.919	91	1	17:59.987	...	1:17.512	1:33.272	322.9	7:44:23.529
35	3	3:23.517	32.246	1:16.959	1:34.312	311.8	2:47:13.436	92	1	3:24.456	33.542	1:17.535	1:33.379	310.9	7:47:47.985
36	3	3:28.439	32.587	1:17.299	1:38.553	313.6	2:50:41.875	93	1	3:23.254	32.190	1:17.528	1:33.536	308.2	7:51:11.239
37	3	4:06.067	34.747	1:17.497	2:13.823	316.3	2:54:47.942	94	1	3:32.099 B	32.881	1:18.998	1:40.220	321.0	7:54:43.338
38	3	3:22.991	32.383	1:17.393	1:33.215	311.8	2:58:10.933	95	1	20:58.343	...	1:21.638	2:10.899	318.2	8:15:41.681
39	3	3:22.785	32.564	1:17.176	1:33.045	312.7	3:01:33.718	96	1	4:01.017	32.970	1:19.158	2:08.889	315.4	8:19:42.698
40	3	3:24.327	32.831	1:16.975	1:34.521	320.1	3:04:58.045	97	1	3:21.718	32.453	1:16.808	1:32.457	309.1	8:23:04.416
41	3	3:22.078	32.760	1:16.868	1:32.450	320.1	3:08:20.123	98	1	3:21.774	32.281	1:16.153	1:33.340	312.7	8:26:26.190
42	3	3:33.426 B	32.411	1:18.494	1:42.521	316.3	3:11:53.549	99	1	3:19.440	32.012	1:16.180	1:31.248	315.4	8:29:45.630
43	1	8:15.964	5:20.780	1:19.095	1:36.089	328.8	3:20:09.513	100	1	3:34.136 B	34.121	1:16.672	1:43.343	327.8	8:33:19.766
44	1	3:27.446	34.208	1:19.457	1:33.781	312.7	3:23:36.959	101	2	4:35.157	1:42.738	1:18.296	1:34.123	329.8	8:37:54.923
45	1	3:25.782	32.960	1:18.024	1:34.798	312.7	3:27:02.741	102	2	3:24.843	33.031	1:17.727	1:34.085	322.0	8:41:19.766
46	1	3:22.714	32.497	1:17.140	1:33.077	310.0	3:30:25.455	103	2	3:24.100	32.335	1:16.954	1:34.811	323.9	8:44:43.866
47	1	3:27.661	33.539	1:19.289	1:34.833	322.9	3:33:53.116	104	2	4:17.696	32.710	2:03.854	1:41.132	317.2	8:49:01.562
48	1	3:22.990	33.111	1:16.907	1:32.972	311.8	3:37:16.106	105	2	3:21.265	32.030	1:16.989	1:32.246	314.5	8:52:22.827
49	1	3:21.875	32.485	1:16.721	1:32.669	311.8	3:40:37.981	106	2	3:24.184	32.229	1:18.254	1:33.701	314.5	8:55:47.011
50	1	3:28.413	33.728	1:18.890	1:35.795	314.5	3:44:06.394	107	2	3:23.986	33.023	1:17.801	1:33.162	322.9	8:59:10.997
51	1	3:26.653	32.308	1:17.227	1:37.118	318.2	3:47:33.047	108	2	3:22.670	33.960	1:17.449	1:31.261	326.8	9:02:33.667
52	1	3:25.579	33.688	1:17.075	1:34.816	322.0	3:50:58.626	10 DragonSpeed 1. Henrik HEDMAN 2. Ben HANLEY 3. Renger VAN DER ZANDE BR Engineering BR1 - Gibson LMP1							
53	1	4:07.612 B	33.439	1:18.388	2:15.785	321.0	3:55:06.238								
54	1	4:55.160	1:59.799	1:19.144	1:36.217	327.8	4:00:01.398	1	2	28:53.279 B	...	1:25.396	1:50.760	271.1	28:53.279
55	1	3:33.801 B	33.310	1:17.885	1:42.606	310.9	4:03:35.199	2	2	34:41.801 B	...	1:22.144	1:44.163	328.8	1:03:35.080
56	3	:00:19.492	...	1:17.910	1:34.063	319.1	5:03:54.691	3	2	15:32.456 B	...	1:20.996	1:49.615	329.8	1:19:07.536
57	3	3:22.041	32.306	1:17.496	1:32.239	317.2	5:07:16.732	4	2	31:18.220 B	...	1:20.101	1:47.169	332.9	1:50:25.756
58	3	3:22.121	32.096	1:17.287	1:32.738	291.6	5:10:38.853	5	2	:32:07.751	...	1:20.265	1:34.732	332.9	3:22:33.507
59	3	3:22.226	32.419	1:17.650	1:32.157	322.0	5:14:01.079	6	2	3:25.753	33.404	1:18.283	1:34.066	336.0	3:25:59.260
60	3	3:25.089	32.899	1:16.412	1:35.778	321.0	5:17:26.168	7	2	3:40.070 B	34.094	1:21.634	1:44.342	339.1	3:29:39.330
61	3	5:26.646 B	32.231	1:19.293	3:35.122	312.7	5:22:52.814	8	1	6:21.163	3:13.321	1:23.514	1:44.328	271.1	3:36:00.493
62	3	17:04.422	...	1:19.499	1:36.712	321.0	5:39:57.236	9	1	3:40.103	34.605	1:21.577	1:43.921	327.8	3:39:40.596
63	3	4:42.843	32.428	1:16.598	2:53.817	315.4	5:44:40.079	10	1	3:42.775	35.573	1:23.374	1:43.828	267.8	3:43:23.371
64	3	3:20.881	31.911	1:16.427	1:32.543	320.1	5:48:00.960								



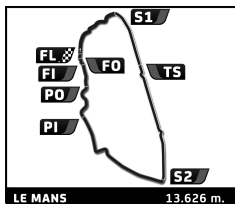
FIA WEC Official Test - 87^o Edition des 24 Heures du Mans Test Session

Sector Analysis



■ Personal Best ■ Session Best B Crossing the finish line in pit lane

Lap	D	Time	Sector 1	Sector 2	Sector 3	T. Spd	Elapsed	Lap	D	Time	Sector 1	Sector 2	Sector 3	T. Spd	Elapsed
11	1	4:10.298	34.084	1:23.100	2:13.114	334.9	3:47:33.669	34	3	3:34.202 B	32.628	1:15.923	1:45.651	349.0	6:13:24.412
12	1	3:45.457	36.959	1:23.145	1:45.353	305.6	3:51:19.126	35	2	7:03.755	4:00.481	1:22.358	1:40.916	271.8	6:20:28.167
13	1	3:52.321	34.124	1:22.818	1:55.379	336.0	3:55:11.447	36	2	3:31.060	33.584	1:19.577	1:37.899	323.9	6:23:59.227
14	1	3:46.235	34.438	1:23.274	1:48.523	275.3	3:58:57.682	37	2	3:30.159	33.333	1:17.849	1:38.977	344.5	6:27:29.386
15	1	3:35.598	33.990	1:21.539	1:40.069	336.0	4:02:33.280	38	2	3:26.405	32.913	1:17.757	1:35.735	344.5	6:30:55.791
16	1	3:54.931 B	36.095	1:23.025	1:55.811	310.0	4:06:28.211	39	2	3:36.743 B	32.381	1:19.420	1:44.942	322.0	6:34:32.534
17	3	4:09.657	...	1:22.895	1:37.706	260.0	5:52:37.868	40	2	26:31.438	...	1:18.640	1:35.504	337.0	7:01:03.972
18	3	3:27.233	33.015	1:18.966	1:35.252	333.9	5:56:05.101	41	2	3:25.983	32.766	1:17.246	1:35.971	345.6	7:04:29.955
19	3	5:54.682	41.381	3:36.521	1:36.780	79.9	6:01:59.783	42	2	3:23.287	32.327	1:16.493	1:34.467	349.0	7:07:53.242
20	3	3:28.293	32.826	1:18.304	1:37.163	338.1	6:05:28.076	43	2	3:29.182	32.273	1:16.915	1:39.994	346.7	7:11:22.424
21	3	3:26.996	32.905	1:17.913	1:36.178	338.1	6:08:55.072	44	2	4:07.329 B	1:05.099	1:19.000	1:43.230	315.4	7:15:29.753
22	3	3:25.211	32.693	1:17.666	1:34.852	338.1	6:12:20.283	45	2	29:09.040	...	1:19.581	1:36.954	333.9	7:44:38.793
23	3	3:32.714 B	32.519	1:17.412	1:42.783	338.1	6:15:52.997	46	2	3:24.532	32.360	1:17.072	1:35.100	345.6	7:48:03.325
24	1	5:16.198	2:12.148	1:21.058	1:42.992	332.9	6:21:09.195	47	2	3:22.932	32.080	1:16.631	1:34.221	345.6	7:51:26.257
25	1	3:35.420	35.689	1:20.979	1:38.752	334.9	6:24:44.615	48	2	4:51.950 B	32.756	1:18.004	3:01.190	340.2	7:56:18.207
26	1	3:38.805	35.776	1:21.434	1:41.595	337.0	6:28:23.420	49	1	19:50.532	...	1:22.398	2:18.384	308.2	8:16:08.739
27	1	3:34.261	33.795	1:21.183	1:39.283	336.0	6:31:57.681	50	1	4:05.388	32.815	1:19.963	2:12.610	336.0	8:20:14.127
28	1	3:31.110	33.427	1:20.147	1:37.536	338.1	6:35:28.791	51	3	3:28.622	32.487	1:18.539	1:37.596	345.6	8:23:42.749
29	1	5:34.320 B	37.374	2:42.024	2:14.922	79.9	6:41:03.111	52	1	3:23.449	32.098	1:17.049	1:34.302	346.7	8:27:06.198
30	2	02:08.811	...	1:20.830	1:36.076	328.8	8:43:11.922	53	1	3:32.394	32.265	1:18.018	1:42.111	347.8	8:30:38.592
31	2	3:27.848	32.780	1:19.705	1:35.363	334.9	8:46:39.770	54	1	3:39.092 B	33.832	1:20.054	1:45.206	320.1	8:34:17.684
11 SMP Racing 1. Vitaly PETROV 2. Mikhail ALESHIN BR Engineering BR1 - AER 3. Stoffel VANDOORNE LMP1								55 3 5:30.623 2:34.967 1:18.614 1:37.042 344.5 8:39:48.307							
1 3 6:38.608 B 2:57.687 1:37.037 2:03.884 287.7 6:38.608								56 3 3:25.102 32.446 1:18.273 1:34.383 344.5 8:43:13.409							
2 3 20:49.531 B ... 1:31.318 1:53.731 327.8 27:28.139								57 3 3:43.317 B 32.226 1:20.610 1:50.481 279.5 8:46:56.726							
3 3 4:45:31.325 ... 1:21.634 1:52.382 340.2 2:12:59.464								58 3 5:10.619 2:11.640 1:17.340 1:41.639 341.3 8:52:07.345							
4 3 4:04.906 1:05.304 1:21.662 1:37.940 264.5 2:17:04.370								59 3 3:31.217 33.133 1:22.019 1:36.065 344.5 8:55:38.562							
5 3 3:27.774 32.696 1:18.544 1:36.534 350.1 2:20:32.144								60 3 3:22.061 32.202 1:16.970 1:32.889 349.0 8:59:00.623							
6 3 3:25.496 32.244 1:18.491 1:34.761 345.6 2:23:57.640								61 3 3:23.880 32.503 1:18.000 1:33.377 340.2 9:02:24.503							
7 3 3:28.713 33.416 1:19.279 1:36.018 339.1 2:27:26.353								17 SMP Racing 1. Stéphane SARRAZIN 2. Egor ORUDZHEV BR Engineering BR1 - AER 3. Sergey SIROTKIN LMP1							
8 3 4:50.366 35.390 1:22.563 2:52.413 278.1 2:32:16.719								1 1 4:58.582 B 1:09.433 1:34.705 2:14.444 224.9 4:58.582							
9 3 3:31.845 32.903 1:19.441 1:39.501 346.7 2:35:48.564								2 1 22:36.689 B ... 1:32.088 1:51.983 281.7 27:35.271							
10 3 3:27.501 33.922 1:18.155 1:35.424 322.0 2:39:16.065								3 1 19:37.060 ... 1:20.382 1:40.192 311.8 47:12.331							
11 3 3:26.952 34.303 1:17.984 1:34.665 347.8 2:42:43.017								4 1 3:32.092 33.623 1:20.460 1:38.009 340.2 50:44.423							
12 3 4:11.748 B 33.957 1:19.414 2:18.377 323.9 2:46:54.765								5 1 3:27.406 32.618 1:19.108 1:35.680 345.6 54:11.829							
13 1 20:03.426 ... 1:20.537 1:42.313 306.5 3:06:58.191								6 1 3:26.199 32.617 1:18.889 1:34.693 345.6 57:38.028							
14 1 3:25.737 32.658 1:17.967 1:35.112 344.5 3:10:23.928								7 1 3:24.529 32.590 1:17.731 1:34.208 343.4 1:01:02.557							
15 1 3:31.057 33.504 1:19.841 1:37.712 344.5 3:13:54.985								8 1 3:37.524 B 32.700 1:18.419 1:46.405 318.2 1:04:40.081							
16 1 3:24.389 32.544 1:17.511 1:34.334 344.5 3:17:19.374								9 1 16:44.703 ... 1:18.805 1:37.446 341.3 1:21:24.784							
17 1 3:39.769 B 32.973 1:20.231 1:46.565 298.0 3:20:59.143								10 1 3:28.551 32.525 1:17.854 1:38.172 344.5 1:24:53.335							
18 1 21:42.769 ... 1:21.495 1:38.827 296.4 3:42:41.912								11 1 3:27.022 32.561 1:17.750 1:36.711 346.7 1:28:20.357							
19 1 3:41.257 33.357 1:20.646 1:47.254 276.7 3:46:23.169								12 1 5:37.314 B 32.361 1:17.682 3:47.271 347.8 1:33:57.671							
20 1 3:35.399 32.750 1:17.979 1:44.670 346.7 3:49:58.568								13 3 13:25.084 ... 1:25.431 1:39.692 307.3 1:47:22.755							
21 1 4:46.020 33.150 1:19.678 2:53.192 345.6 3:54:44.588								14 3 3:32.240 33.866 1:19.058 1:39.316 341.3 1:50:54.995							
22 1 3:30.419 34.300 1:20.187 1:35.932 340.2 3:58:15.007								15 3 3:34.928 33.718 1:19.241 1:41.969 345.6 1:54:29.923							
23 1 3:45.016 B 33.998 1:19.240 1:51.778 320.1 4:02:00.023								16 3 9:39.568 B 58.230 4:20.098 4:21.240 75.1 2:04:09.491							
24 3 06:20.932 ... 1:21.176 1:35.066 318.2 5:08:20.955								17 3 11:01.174 7:54.549 1:23.712 1:42.913 253.9 2:15:10.665							
25 3 3:23.721 33.150 1:16.849 1:33.722 346.7 5:11:44.676								18 3 4:00.080 59.802 1:19.561 1:40.717 346.7 2:19:10.745							
26 3 3:30.685 33.680 1:19.156 1:37.849 344.5 5:15:15.361								19 3 3:29.026 33.125 1:18.714 1:37.187 346.7 2:22:39.771							
27 3 3:42.329 32.706 1:17.732 1:51.891 346.7 5:18:57.690								20 3 3:31.548 33.109 1:19.293 1:39.146 337.0 2:26:11.319							
28 3 4:15.247 B 33.083 1:36.298 2:05.866 328.8 5:23:12.937								21 3 3:53.285 36.004 1:20.050 1:57.231 347.8 2:30:04.604							
29 3 17:34.711 B ... 1:21.584 1:53.364 337.0 5:40:47.648								22 3 3:58.995 32.787 1:19.090 2:07.118 345.6 2:34:03.599							
30 3 17:32.758 ... 1:19.839 2:47.083 338.1 5:58:20.406								23 3 3:51.409 B 33.799 1:18.207 1:59.403 343.4 2:37:55.008							
31 3 4:38.646 1:24.827 1:35.835 1:37.984 310.0 6:02:59.052								24 2 10:58.627 7:56.661 1:23.066 1:38.900 263.9 2:48:53.635							
32 3 3:28.094 32.497 1:17.451 1:38.146 346.7 6:06:27.146								25 2 4:08.507 35.470 1:20.059 2:12.978 343.4 2:53:02.142							
33 3 3:23.064 33.278 1:17.299 1:32.487 347.8 6:09:50.210								26 2 3:28.861 33.311 1:17.746 1:37.804 344.5 2:56:31.003							



FIA WEC Official Test - 87^e Edition des 24 Heures du Mans Test Session

Sector Analysis



■ Personal Best ■ Session Best B Crossing the finish line in pit lane

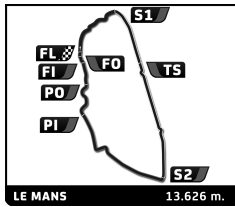
Lap	D	Time	Sector 1	Sector 2	Sector 3	T. Spd	Elapsed	Lap	D	Time	Sector 1	Sector 2	Sector 3	T. Spd	Elapsed		
27	2	3:39.616	B	32.709	1:17.714	1:49.193	343.4	3:00:10.619	11	1	3:51.292	B	34.782	1:24.461	1:52.049	295.6	44:13.222
28	2	23:11.289	...	1:18.498	1:36.690	340.2	3:23:21.908	12	1	19:01.217	...	1:27.920	1:43.358	289.3	1:03:14.439		
29	2	3:27.557	33.191	1:17.385	1:36.981	345.6	3:26:49.465	13	1	3:41.748	35.474	1:23.849	1:42.425	323.9	1:06:56.187		
30	2	3:28.051	32.119	1:17.043	1:38.889	346.7	3:30:17.516	14	1	3:41.832	34.994	1:24.099	1:42.739	323.9	1:10:38.019		
31	2	3:25.949	32.300	1:17.114	1:36.535	345.6	3:33:43.465	15	1	3:41.304	34.769	1:23.588	1:42.947	324.9	1:14:19.323		
32	2	3:24.666	32.209	1:16.465	1:35.992	346.7	3:37:08.131	16	1	3:37.695	34.354	1:22.965	1:40.376	322.9	1:17:57.018		
33	2	3:45.831	B	31.965	1:19.302	1:54.564	346.7	3:40:53.962	17	1	3:38.433	34.311	1:23.597	1:40.525	326.8	1:21:35.451	
34	1	5:58.640	2:53.295	1:21.561	1:43.784	302.2	3:46:52.602	18	1	3:51.734	B	35.640	1:25.467	1:50.627	268.4	1:25:27.185	
35	1	3:34.977	34.181	1:18.947	1:41.849	343.4	3:50:27.579	19	1	21:03.219	...	1:30.927	1:44.078	287.7	1:46:30.404		
36	1	4:21.845	33.201	1:18.411	2:30.233	343.4	3:54:49.424	20	1	3:37.880	34.513	1:22.892	1:40.475	325.8	1:50:08.284		
37	1	3:29.329	34.201	1:19.389	1:35.739	349.0	3:58:18.753	21	1	3:41.856	34.481	1:22.667	1:44.708	323.9	1:53:50.140		
38	1	3:27.980	32.839	1:17.908	1:37.233	343.4	4:01:46.733	22	1	8:21.348	B	34.448	3:17.285	4:29.615	153.9	2:02:11.488	
39	1	3:45.587	B	33.799	1:19.751	1:52.037	313.6	4:05:32.320	23	2	11:29.261	...	7:56.505	1:32.514	2:00.242	242.0	2:13:40.749
40	3	3:42:22.171	...	1:21.679	1:39.827	267.8	5:39:54.491	24	2	4:26.356	1:06.628	1:28.121	1:51.607	322.9	2:18:07.105		
41	3	4:40.883	32.885	1:18.004	2:49.994	347.8	5:44:35.374	25	2	3:57.330	37.318	1:28.320	1:51.692	304.7	2:22:04.435		
42	3	3:24.789	32.072	1:17.570	1:35.147	346.7	5:48:00.163	26	2	3:56.821	39.212	1:27.533	1:50.076	271.8	2:26:01.256		
43	3	3:39.766	B	32.430	1:17.337	1:49.999	343.4	5:51:39.929	27	2	4:10.176	37.126	1:27.929	2:05.121	309.1	2:30:11.432	
44	3	7:48.197	3:07.465	1:17.747	3:22.985	343.4	5:59:28.126	28	2	4:05.990	37.047	1:30.572	1:58.371	321.0	2:34:17.422		
45	3	3:52.951	58.616	1:17.983	1:36.352	341.3	6:03:21.077	29	2	3:56.304	38.129	1:28.956	1:49.219	323.9	2:38:13.726		
46	3	3:25.803	32.760	1:17.187	1:35.856	342.3	6:06:46.880	30	2	3:52.526	36.984	1:26.830	1:48.712	321.0	2:42:06.252		
47	3	3:27.804	33.990	1:17.864	1:35.950	343.4	6:10:14.684	31	2	4:07.213	B	37.028	1:29.452	2:00.733	323.9	2:46:13.465	
48	3	3:37.404	B	32.373	1:17.105	1:47.926	344.5	6:13:52.088	32	2	14:34.700	...	1:27.424	1:48.455	318.2	3:00:48.165	
49	2	7:45.603	4:48.835	1:18.713	1:38.055	339.1	6:21:37.691	33	2	3:51.503	36.728	1:26.638	1:48.137	322.0	3:04:39.668		
50	2	3:29.512	32.929	1:17.261	1:39.322	342.3	6:25:07.203	34	2	3:51.941	36.928	1:26.592	1:48.421	320.1	3:08:31.609		
51	2	3:26.284	33.133	1:17.110	1:36.041	343.4	6:28:33.487	35	2	3:54.085	36.604	1:29.289	1:48.192	322.0	3:12:25.694		
52	2	4:04.507	B	33.129	1:25.651	2:05.727	286.9	6:32:37.994	36	2	3:50.100	36.767	1:26.334	1:46.999	322.9	3:16:15.794	
53	2	15:05.084	...	1:20.167	1:35.722	340.2	6:47:43.078	37	2	3:52.006	36.447	1:27.911	1:47.648	323.9	3:20:07.800		
54	2	3:27.245	33.034	1:19.028	1:35.183	344.5	6:51:10.323	38	2	3:52.602	37.934	1:27.508	1:47.160	263.2	3:24:00.402		
55	2	3:30.444	31.956	1:18.663	1:39.825	344.5	6:54:40.767	39	2	3:50.331	37.272	1:26.728	1:46.331	319.1	3:27:50.733		
56	2	3:28.289	32.657	1:18.464	1:37.168	314.5	6:58:09.056	40	2	4:04.277	B	37.217	1:27.026	2:00.034	323.9	3:31:55.010	
57	2	3:34.716	B	33.805	1:18.006	1:42.905	324.9	7:01:43.772	41	2	13:12.772	9:52.539	1:29.063	1:51.170	258.2	3:45:07.782	
58	2	14:34.356	...	1:18.928	2:12.806	340.2	8:16:18.128	42	2	3:57.199	38.030	1:27.792	1:51.377	321.0	3:49:04.981		
59	2	4:05.382	33.717	1:18.166	2:13.499	344.5	8:20:23.510	43	2	5:03.787	37.758	1:28.095	2:57.934	321.0	3:54:08.768		
60	2	3:27.422	33.481	1:17.496	1:36.445	346.7	8:23:50.932	44	2	3:51.158	36.991	1:27.056	1:47.111	319.1	3:57:59.926		
61	2	3:23.357	32.276	1:16.819	1:34.262	345.6	8:27:14.289	45	2	3:52.508	36.849	1:27.112	1:48.547	324.9	4:01:52.434		
62	2	3:34.137	B	32.011	1:16.893	1:45.233	344.5	8:30:48.426	46	2	4:05.125	B	38.814	1:27.639	1:58.672	322.9	4:05:57.559
63	1	6:22.627	3:25.877	1:19.811	1:36.939	336.0	8:37:11.053	47	3	57:58.344	...	1:24.179	1:40.670	319.1	5:03:55.903		
64	1	3:26.475	33.017	1:18.322	1:35.136	320.1	8:40:37.528	48	3	3:37.939	33.898	1:22.098	1:41.943	327.8	5:07:33.842		
65	1	3:25.069	33.574	1:17.533	1:33.962	341.3	8:44:02.597	49	3	3:42.606	B	34.794	1:22.937	1:44.875	325.8	5:11:16.448	
66	1	4:14.526	32.706	1:59.471	1:42.349	342.3	8:48:17.123	50	3	28:40.776	...	1:26.808	1:41.826	299.7	5:39:57.224		
67	1	3:27.290	32.503	1:17.754	1:37.033	342.3	8:51:44.413	51	3	4:57.031	B	34.175	1:24.868	2:57.988	325.8	5:44:54.255	
68	1	3:29.414	34.868	1:19.180	1:35.366	344.5	8:55:13.827	52	3	17:01.932	...	3:50.682	1:39.685	78.7	6:01:56.187		
69	1	3:27.075	33.822	1:18.916	1:34.337	325.8	8:58:40.902	53	3	3:34.255	33.842	1:21.600	1:38.813	325.8	6:05:30.442		
70	1	3:22.199	32.448	1:17.170	1:32.581	342.3	9:02:03.101	54	3	3:33.202	33.681	1:21.208	1:38.313	326.8	6:09:03.644		
55	3	3:37.971	34.103	1:21.226	1:42.642	331.8	6:12:41.615	55	3	3:39.862	B	33.898	1:21.209	1:44.755	326.8	6:16:21.477	
56	3	3:39.862	B	33.898	1:21.209	1:44.755	326.8	6:16:21.477	56	3	6:30.340	3:18.111	1:26.664	1:45.565	323.9	6:22:51.817	
57	2	6:30.340	3:18.111	1:26.664	1:45.565	323.9	6:22:51.817	57	2	3:48.179	35.695	1:25.411	1:47.073	324.9	6:26:39.996		
58	2	3:48.179	35.695	1:25.411	1:47.073	324.9	6:26:39.996	58	2	3:50.435	36.457	1:25.902	1:48.076	309.1	6:30:30.431		
59	2	3:50.435	36.457	1:25.902	1:48.076	309.1	6:30:30.431	59	2	4:41.606	36.451	1:24.747	2:40.408	328.8	6:35:12.037		
60	2	4:41.606	36.451	1:24.747	2:40.408	328.8	6:35:12.037	60	2	5:12.963	B	39.474	2:39.808	1:53.681	80.2	6:40:25.000	
61	2	5:12.963	B	39.474	2:39.808	1:53.681	80.2	6:40:25.000	61	2	17:14.686	...	1:26.847	1:46.323	314.5	6:57:39.686	
62	2	17:14.686	...	1:26.847	1:46.323	314.5	6:57:39.686	62	2	3:47.015	36.361	1:24.974	1:45.680	322.9	7:01:26.701		
63	2	3:47.015	36.361	1:24.974	1:45.680	322.9	7:01:26.701	63	2	3:47.136	35.908	1:24.963	1:46.265	325.8	7:05:13.837		
64	2	3:47.136	35.908	1:24.963	1:46.265	325.8	7:05:13.837	64	2	3:45.260	35.669	1:24.807	1:44.784	322.9	7:08:59.097		
65	2	3:45.260	35.669	1:24.807	1:44.784	322.9	7:08:59.097	65	2	3:49.157	36.687	1:24.284	1:48.186	324.9	7:12:48.254		
66	2	3:49.157	36.687	1:24.284	1:48.186	324.9	7:12:48.254	66	2	4:16.613	1:05.370	1:25.214	1:46.029	322.9	7:17:04.867		
67	2	4:16.613	1:05.370	1:25.214	1:46.029	322.9	7:17:04.867										

20 High Class Racing
1. Anders FJORBACH 3. Mathias BECHE
2. Dennis ANDERSEN

Oreca 07 - Gibson LMP2

1	3	4:05.909	48.855	1:30.271	1:46.783	268.4	4:05.909	
2	3	3:44.601	36.258	1:25.582	1:42.761	290.8	7:50.510	
3	3	3:38.057	34.587	1:23.282	1:40.188	325.8	11:28.567	
4	3	3:44.219	B	34.149	1:22.672	1:47.398	326.8	15:12.786
5	1	6:38.203	3:23.961	1:26.458	1:47.784	305.6	21:50.989	
6	1	3:43.844	35.761	1:24.703	1:43.380	324.9	25:34.833	
7	1	3:42.079	34.618	1:25.600	1:41.861	322.9	29:16.912	
8	1	3:41.463	34.480	1:23.754	1:43.229	324.9	32:58.375	
9	1	3:40.706	34.956	1:24.119	1:41.631	324.9	36:39.081	
10	1	3:42.849	34.749	1:26.002	1:42.098	312.7	40:21.930	





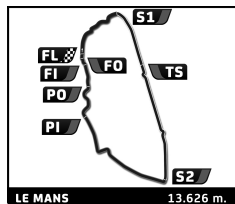
FIA WEC Official Test - 87^e Edition des 24 Heures du Mans Test Session

Sector Analysis



■ Personal Best ■ Session Best B Crossing the finish line in pit lane

Lap	D	Time	Sector 1	Sector 2	Sector 3	T. Spd	Elapsed	Lap	D	Time	Sector 1	Sector 2	Sector 3	T. Spd	Elapsed
68	2	3:44.282	36.076	1:24.198	1:44.008	323.9	7:20:49.149	38	2	3:40.616	33.579	1:25.579	1:41.458	326.8	3:48:21.273
69	2	3:43.254	35.550	1:23.907	1:43.797	328.8	7:24:32.403	39	2	4:35.125	33.693	1:21.327	2:40.105	331.8	3:52:56.398
70	2	3:43.004	35.066	1:23.616	1:44.322	326.8	7:28:15.407	40	2	3:32.242	33.403	1:21.268	1:37.571	329.8	3:56:28.640
71	2	5:17.913 B	35.482	1:25.679	3:16.752	322.9	7:33:33.320	41	2	4:20.543 B	39.021	1:41.757	1:59.765	210.1	4:00:49.183
72	2	14:38.657	...	1:26.516	1:47.626	295.6	7:48:11.977	42	1	48:47.776	...	1:25.458	1:44.622	260.7	5:49:36.959
73	2	3:43.533	34.798	1:23.994	1:44.741	323.9	7:51:55.510	43	1	3:38.792	35.156	1:22.313	1:41.323	324.9	5:53:15.751
74	2	13:44.551 B	35.440	1:23.906	...	323.9	8:05:40.061	44	1	4:13.730	34.769	1:22.516	2:16.445	327.8	5:57:29.481
75	1	23:29.044	...	1:25.428	1:44.492	286.9	8:29:09.105	45	1	5:19.929	1:26.159	2:14.691	1:39.079	243.1	6:02:49.410
76	1	3:39.205	35.341	1:24.138	1:39.726	322.9	8:32:48.310	46	1	3:37.570	34.164	1:21.815	1:41.591	327.8	6:06:26.980
77	1	3:37.243	34.352	1:23.383	1:39.508	322.9	8:36:25.553	47	1	3:38.201	34.985	1:22.139	1:41.077	326.8	6:10:05.181
78	1	3:36.122	35.415	1:22.018	1:38.689	326.8	8:40:01.675	48	1	3:42.584	35.782	1:21.772	1:45.030	327.8	6:13:47.765
79	1	3:42.179	34.553	1:24.149	1:43.477	290.8	8:43:43.854	49	1	3:41.777	34.660	1:22.983	1:44.134	316.3	6:17:29.542
80	1	3:53.368	34.112	1:32.625	1:46.631	325.8	8:47:37.222	50	1	3:40.072	36.141	1:22.137	1:41.794	328.8	6:21:09.614
81	1	3:56.175	34.918	1:38.897	1:42.360	326.8	8:51:33.397	51	1	3:50.400 B	37.860	1:25.825	1:46.715	318.2	6:25:00.014
82	1	3:39.246	35.350	1:23.432	1:40.464	312.7	8:55:12.643	52	3	7:27.078	4:21.868	1:22.093	1:43.117	325.8	6:32:27.092
83	1	3:34.380	33.771	1:22.235	1:38.374	323.9	8:58:47.023	53	3	3:35.531	34.118	1:22.144	1:39.269	328.8	6:36:02.623
84	1	3:36.307	32.870	1:21.711	1:41.726	325.8	9:02:23.330	54	3	5:12.045	53.679	2:39.137	1:39.229	77.9	6:41:14.668
22 United Autosports Ligier JSP217 - Gibson LMP2 1. Philip HANSON 3. Paul DI RESTA 2. Filipe ALBUQUERQUE								23 Panis Barthez Competition Ligier JSP217 - Gibson LMP2 1. René BINDER 3. William STEVENS 2. Julien CANAL 4. Timothé BURET							
1	1	12:13.777	8:57.556	1:28.818	1:47.403	261.3	12:13.777	1	1	5:03.631 B	1:10.066	1:40.957	2:12.608	198.9	5:03.631
2	1	3:57.942 B	36.836	1:27.369	1:53.737	291.6	16:11.719	2	1	22:00.212	...	1:32.788	1:52.334	281.7	27:03.843
3	1	12:05.305	8:54.105	1:26.399	1:44.801	286.2	28:17.024	3	1	3:47.333	36.384	1:25.655	1:45.294	323.9	30:51.176
4	1	3:44.443	35.565	1:25.263	1:43.615	322.0	32:01.467	4	1	3:45.124	35.298	1:25.317	1:44.509	319.1	34:36.300
5	1	3:41.359	34.976	1:24.326	1:42.057	321.0	35:42.826	5	1	3:42.446	34.997	1:24.504	1:42.945	326.8	38:18.746
6	1	3:43.186	34.726	1:23.676	1:44.784	322.0	39:26.012	6	1	3:43.876	35.338	1:24.051	1:44.487	322.9	42:02.622
7	1	3:47.724 B	34.733	1:24.208	1:48.783	322.0	43:13.736	7	1	3:52.643 B	35.287	1:24.871	1:52.485	321.0	45:55.265
8	1	11:45.255	8:38.997	1:24.486	1:41.772	322.0	54:58.991	8	4	7:27.408	4:13.717	1:27.633	1:46.058	268.4	53:22.673
9	1	3:41.470	36.159	1:24.081	1:41.230	325.8	58:40.461	9	4	3:40.545	34.748	1:24.463	1:41.334	321.0	57:03.218
10	1	3:41.310	35.310	1:23.669	1:42.331	322.0	1:02:21.771								
11	1	3:50.989 B	34.958	1:23.583	1:52.448	323.9	1:06:12.760								
12	1	12:50.569	9:41.557	1:25.279	1:43.733	315.4	1:19:03.329								
13	1	3:39.698	34.893	1:23.888	1:40.917	318.2	1:22:43.027								
14	1	3:48.150 B	34.966	1:23.946	1:49.238	321.0	1:26:31.177								
15	3	15:06.786	...	1:25.927	1:43.155	286.2	1:41:37.963								
16	3	3:39.349	34.571	1:24.044	1:40.734	322.0	1:45:17.312								
17	3	3:40.180	34.756	1:23.099	1:42.325	325.8	1:48:57.492								
18	3	3:38.158	34.647	1:23.027	1:40.484	323.9	1:52:35.650								
19	3	6:24.229 B	34.252	1:23.021	4:26.956	325.8	1:58:59.879								
20	3	19:56.464	...	1:25.524	1:40.322	260.0	2:18:56.343								
21	3	3:37.110	34.857	1:22.478	1:39.775	324.9	2:22:33.453								
22	3	3:40.304	34.414	1:22.953	1:42.937	327.8	2:26:13.757								
23	3	4:34.626 B	35.201	1:22.576	2:36.849	324.9	2:30:48.383								
24	3	10:36.298	7:15.860	1:29.352	1:51.086	322.0	2:41:24.681								
25	3	3:34.220	33.868	1:22.002	1:38.350	329.8	2:44:58.901								
26	3	3:43.960	33.836	1:22.879	1:47.245	313.6	2:48:42.861								
27	3	4:22.897 B	34.579	1:23.661	2:24.657	315.4	2:53:05.758								
28	2	6:05.314	2:58.823	1:25.186	1:41.305	315.4	2:59:11.072								
29	2	3:38.563	34.518	1:22.411	1:41.634	328.8	3:02:49.635								
30	2	3:33.726	33.904	1:21.636	1:38.186	328.8	3:06:23.361								
31	2	3:41.895	34.792	1:22.812	1:44.291	315.4	3:10:05.256								
32	2	3:33.560	33.775	1:21.833	1:37.952	327.8	3:13:38.816								
33	2	3:41.638 B	33.949	1:21.549	1:46.140	329.8	3:17:20.454								
34	2	11:09.404	7:58.301	1:23.005	1:48.098	323.9	3:28:29.858								
35	2	3:34.055	33.893	1:21.506	1:38.656	327.8	3:32:03.913								
36	2	3:45.210 B	35.898	1:22.708	1:46.604	325.8	3:35:49.123								
37	2	8:51.534	5:47.080	1:23.433	1:41.021	315.4	3:44:40.657								



FIA WEC Official Test - 87^o Edition des 24 Heures du Mans Test Session

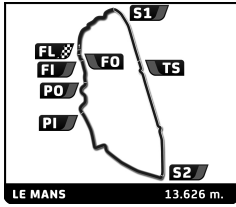
Sector Analysis



Personal Best Session Best B Crossing the finish line in pit lane

Lap	D	Time	Sector 1	Sector 2	Sector 3	T. Spd	Elapsed	Lap	D	Time	Sector 1	Sector 2	Sector 3	T. Spd	Elapsed
10	4	3:39.445	34.784	1:23.777	1:40.884	322.0	1:00:42.663	67	2	3:47.786 B	34.538	1:23.377	1:49.871	323.9	7:04:35.463
11	4	3:40.859	35.022	1:23.568	1:42.269	324.9	1:04:23.522	68	2	5:58.901	2:53.985	1:23.323	1:41.593	320.1	7:10:34.364
12	4	3:47.690 B	34.641	1:23.800	1:49.249	324.9	1:08:11.212	69	2	3:38.364	34.824	1:22.576	1:40.964	322.0	7:14:12.728
13	4	6:38.521	3:26.851	1:25.691	1:45.979	307.3	1:14:49.733	70	2	3:40.669	35.346	1:22.419	1:42.904	324.9	7:17:53.397
14	4	3:40.608	34.615	1:23.574	1:42.419	322.0	1:18:30.341	71	2	3:51.122 B	35.120	1:23.329	1:52.673	322.9	7:21:44.519
15	4	3:40.325	34.885	1:23.417	1:42.023	323.9	1:22:10.666	72	2	18:11.784	...	1:23.891	1:43.165	318.2	7:39:56.303
16	4	3:37.843	34.580	1:22.942	1:40.321	322.0	1:25:48.509	73	2	3:34.751	34.043	1:21.941	1:38.767	326.8	7:43:31.054
17	4	3:47.629 B	35.016	1:23.194	1:49.419	322.0	1:29:36.138	74	2	3:38.215	35.717	1:22.451	1:40.047	322.9	7:47:09.269
18	3	10:38.119	7:19.616	1:28.187	1:50.316	280.3	1:40:14.257	75	2	3:49.442 B	35.093	1:26.600	1:47.749	301.3	7:50:58.711
19	3	3:43.576	35.588	1:23.937	1:44.051	323.9	1:43:57.833	76	3	10:12.443	5:30.495	2:02.031	2:39.917	184.9	8:01:11.154
20	3	3:41.739	34.930	1:24.006	1:42.803	322.9	1:47:39.572	77	3	7:23.381	46.716	3:07.143	3:29.522	117.8	8:08:34.535
21	3	3:38.311	34.539	1:23.090	1:40.682	323.9	1:51:17.883	78	3	5:36.003	58.476	2:20.346	2:17.181	88.0	8:14:10.538
22	3	6:08.370 B	34.644	1:24.014	4:09.712	306.5	1:57:26.253	79	3	4:21.842 B	34.806	1:22.944	2:24.092	320.1	8:18:32.380
23	3	13:23.677	...	1:24.074	1:43.057	293.2	2:10:49.930	80	3	13:16.569	...	1:24.987	1:48.837	274.6	8:31:48.949
24	3	3:39.314	33.787	1:21.912	1:43.615	325.8	2:14:29.244	81	3	3:32.452	33.357	1:20.803	1:38.292	322.9	8:35:21.401
25	3	4:07.145	1:05.621	1:23.048	1:38.476	310.9	2:18:36.389	82	3	3:32.002	33.361	1:21.019	1:37.622	322.9	8:38:53.403
26	3	3:38.698	34.944	1:22.837	1:40.917	320.1	2:22:15.087	83	3	3:43.281 B	36.597	1:21.517	1:45.167	322.9	8:42:36.684
27	3	3:44.148	36.422	1:21.994	1:45.732	324.9	2:25:59.235	84	3	12:34.937	9:30.576	1:24.323	1:40.038	316.3	8:55:11.621
28	3	3:52.858 B	34.688	1:22.628	1:55.542	321.0	2:29:52.093	85	3	3:44.387	33.548	1:23.061	1:47.778	323.9	8:58:56.008
29	2	6:06.983	2:54.811	1:26.882	1:45.290	287.7	2:35:59.076	86	3	3:31.694	33.451	1:21.069	1:37.174	322.9	9:02:27.702
30	2	3:41.809	35.708	1:24.256	1:41.845	323.9	2:39:40.885	25 Algarve Pro Racing Oreca 07 - Gibson LMP2							
31	2	3:40.902	34.347	1:24.919	1:41.636	272.5	2:43:21.787	1. David ZOLLINGER							
32	2	3:39.865	34.898	1:22.868	1:42.099	326.8	2:47:01.652	2. Andrea PIZZITOLA							
33	2	3:53.806 B	36.303	1:24.315	1:53.188	321.0	2:50:55.458	3. John FALB							
34	2	6:36.213	3:29.195	1:24.647	1:42.371	323.9	2:57:31.671	4. James FRENCH							
35	2	3:41.243	34.554	1:24.570	1:42.119	324.9	3:01:12.914	1	4	4:57.957	1:22.939	1:39.926	1:55.092	193.9	4:57.957
36	2	3:42.362	35.645	1:24.940	1:41.777	323.9	3:04:55.276	2	4	3:55.341	37.853	1:28.870	1:48.618	253.9	8:53.298
37	2	3:39.874	36.004	1:23.137	1:40.733	322.0	3:08:35.150	3	4	3:52.052	38.087	1:27.699	1:46.266	290.0	12:45.350
38	2	3:48.448 B	34.459	1:26.486	1:47.503	323.9	3:12:23.598	4	4	3:49.569	35.822	1:26.293	1:47.454	319.1	16:34.919
39	1	10:12.031	6:56.900	1:27.553	1:47.578	315.4	3:22:35.629	5	4	3:44.319	35.521	1:25.379	1:43.419	320.1	20:19.238
40	1	3:41.688	35.699	1:24.050	1:41.939	321.0	3:26:17.317	6	4	3:45.820	34.911	1:25.006	1:45.903	309.1	24:05.058
41	1	3:39.810	34.948	1:23.312	1:41.550	322.0	3:29:57.127	7	4	3:43.370	35.088	1:24.441	1:43.841	320.1	27:48.428
42	1	3:40.265	34.942	1:24.107	1:41.216	322.9	3:33:37.392	8	4	3:41.748	34.705	1:24.399	1:42.644	321.0	31:30.176
43	1	3:47.858 B	34.400	1:23.127	1:50.331	322.9	3:37:25.250	9	4	3:40.876	34.607	1:23.505	1:42.764	322.9	35:11.052
44	1	4:38.042	1:28.563	1:24.214	1:45.265	321.0	3:42:03.292	10	4	3:55.425 B	36.706	1:25.079	1:53.640	322.9	39:06.477
45	1	3:45.125	35.105	1:23.085	1:46.935	322.0	3:45:48.417	11	3	16:11.910	...	1:29.747	1:49.712	301.3	55:18.387
46	1	3:44.593	34.736	1:22.701	1:47.156	322.9	3:49:33.010	12	3	3:49.442	35.432	1:28.536	1:45.474	317.2	59:07.829
47	1	5:05.360 B	34.878	1:24.210	3:06.272	323.9	3:54:38.370	13	3	3:46.416	35.903	1:25.571	1:44.942	321.0	1:02:54.245
48	1	4:53.918	...	1:29.838	1:52.455	280.3	5:40:10.288	14	3	3:50.808	36.186	1:28.723	1:45.899	310.0	1:06:45.053
49	1	4:55.767	36.099	1:24.959	2:54.709	324.9	5:45:06.055	15	3	3:49.986	35.341	1:25.251	1:49.394	321.0	1:10:35.039
50	1	3:41.863	34.727	1:22.919	1:44.217	321.0	5:48:47.918	16	3	3:48.657	35.425	1:27.530	1:45.702	319.1	1:14:23.696
51	1	3:37.089	34.978	1:22.244	1:39.867	323.9	5:52:25.007	17	3	3:45.414	35.380	1:25.322	1:44.712	320.1	1:18:09.110
52	1	3:44.272 B	34.644	1:22.140	1:47.488	323.9	5:56:09.279	18	3	3:45.388	36.100	1:24.919	1:44.369	321.0	1:21:54.498
53	1	9:13.335	6:04.619	1:24.580	1:44.136	322.9	6:05:22.614	19	3	3:44.300	35.816	1:24.897	1:43.587	321.0	1:25:38.798
54	1	3:37.340	34.603	1:22.253	1:40.484	322.9	6:08:59.954	20	3	3:51.788 B	35.752	1:24.474	1:51.562	322.9	1:29:30.586
55	1	3:49.740 B	34.868	1:22.660	1:52.212	310.0	6:12:49.694	21	1	43:47.640	...	1:30.732	2:01.495	298.0	2:13:18.226
56	1	5:34.293	2:27.129	1:23.249	1:43.915	324.9	6:18:23.987	22	1	4:29.210	1:06.064	1:29.670	1:53.476	272.5	2:17:47.436
57	1	3:37.514	34.690	1:21.738	1:41.086	325.8	6:22:01.501	23	1	3:51.278	37.322	1:26.693	1:47.263	317.2	2:21:38.714
58	1	3:38.660	34.778	1:23.109	1:40.773	326.8	6:25:40.161	24	1	3:45.009	35.826	1:25.501	1:43.682	319.1	2:25:23.723
59	1	3:36.869	34.310	1:22.089	1:40.470	327.8	6:29:17.030	25	1	3:59.445	35.724	1:24.579	1:59.142	322.0	2:29:23.168
60	1	3:44.385	34.799	1:26.204	1:43.382	326.8	6:33:01.415	26	1	4:41.838	35.959	1:26.054	2:39.825	320.1	2:34:05.006
61	1	3:44.011 B	34.531	1:21.839	1:47.641	325.8	6:36:45.426	27	1	3:48.492	36.119	1:27.472	1:44.901	251.6	2:37:53.498
62	2	9:35.429	6:25.515	1:25.824	1:44.090	298.0	6:46:20.855	28	1	3:42.777	35.536	1:24.155	1:43.086	322.0	2:41:36.275
63	2	3:36.859	34.669	1:22.424	1:39.766	324.9	6:49:57.714	29	1	3:40.413	35.124	1:23.893	1:41.396	320.1	2:45:16.688
64	2	3:35.838	34.315	1:22.068	1:39.455	326.8	6:53:33.552	30	1	3:58.148 B	35.828	1:27.470	1:54.850	305.6	2:49:14.836
65	2	3:36.039	34.510	1:21.945	1:39.584	325.8	6:57:09.591	31	2	11:17.093	8:05.604	1:26.930	1:44.559	315.4	3:00:31.929
66	2	3:38.086	34.297	1:22.818	1:40.971	319.1	7:00:47.677	32	2	3:51.559 B	35.249	1:25.212	1:51.098	317.2	3:04:23.488
								33	2	5:56.132	2:50.154	1:24.013	1:41.965	324.9	3:10:19.620
								34	2	3:42.578	34.609	1:25.529	1:42.440	322.0	3:14:02.198





FIA WEC Official Test - 87^e Edition des 24 Heures du Mans Test Session

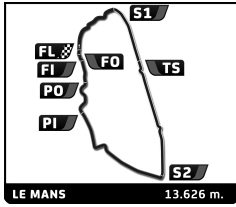
Sector Analysis



■ Personal Best ■ Session Best B Crossing the finish line in pit lane

Lap	D	Time	Sector 1	Sector 2	Sector 3	T. Spd	Elapsed	Lap	D	Time	Sector 1	Sector 2	Sector 3	T. Spd	Elapsed
64	3	3:32.277	33.752	1:21.526	1:36.999	328.8	6:53:36.200	25	1	3:41.601	35.143	1:25.149	1:41.309	325.8	3:09:35.723
65	3	3:33.745	33.566	1:21.503	1:38.676	329.8	6:57:09.945	26	1	3:38.056	34.858	1:23.028	1:40.170	323.9	3:13:13.779
66	3	3:31.653	34.283	1:20.800	1:36.570	325.8	7:00:41.598	27	1	3:40.025	35.046	1:22.676	1:42.303	325.8	3:16:53.804
67	3	3:33.239	33.692	1:21.364	1:38.183	327.8	7:04:14.837	28	1	3:38.913	34.874	1:23.055	1:40.984	321.0	3:20:32.717
68	3	3:33.051	34.013	1:21.960	1:37.078	327.8	7:07:47.888	29	1	3:40.642	34.670	1:23.647	1:42.325	322.0	3:24:13.359
69	3	3:56.650	33.798	1:29.970	1:52.882	310.9	7:11:44.538	30	1	3:41.222	36.140	1:23.997	1:41.085	324.9	3:27:54.581
70	1	7:20.879	4:16.048	1:22.921	1:41.910	322.0	7:19:05.417	31	1	3:49.384	35.095	1:23.966	1:50.323	323.9	3:31:43.965
71	1	3:35.236	34.362	1:21.280	1:39.594	325.8	7:22:40.653	32	2	5:49.993	2:40.763	1:26.641	1:42.589	310.0	3:37:33.958
72	1	3:33.068	34.207	1:20.960	1:37.901	326.8	7:26:13.721	33	2	3:36.518	34.561	1:22.608	1:39.349	322.9	3:41:10.476
73	1	3:35.834	34.993	1:21.491	1:39.350	326.8	7:29:49.555	34	2	3:34.626	34.112	1:21.937	1:38.577	323.9	3:44:45.102
74	1	5:08.436	34.285	2:46.771	1:47.380	329.8	7:34:57.991	35	2	3:37.204	34.917	1:22.831	1:39.456	323.9	3:48:22.306
75	1	5:00.579	1:59.698	1:22.203	1:38.678	320.1	7:39:58.570	36	2	4:49.561	35.153	1:22.806	2:51.602	325.8	3:53:11.867
76	1	3:35.918	33.738	1:22.381	1:39.799	331.8	7:43:34.488	37	2	3:34.950	33.712	1:21.889	1:39.349	322.9	3:56:46.817
77	1	3:36.149	34.355	1:20.869	1:40.925	327.8	7:47:10.637	38	2	3:46.287	34.097	1:22.563	1:49.627	326.8	4:00:33.104
78	1	3:33.273	34.151	1:21.870	1:37.252	324.9	7:50:43.910	39	3	05:36.351	...	1:24.244	1:44.759	319.1	5:06:09.455
79	1	3:36.737	33.676	1:20.422	1:42.639	325.8	7:54:20.647	40	3	3:31.297	33.466	1:21.105	1:36.726	325.8	5:09:40.752
80	2	7:00.199	2:11.274	2:00.666	2:48.259	201.8	8:01:20.846	41	3	3:30.319	33.343	1:20.949	1:36.027	324.9	5:13:11.071
81	2	14:39.987	...	1:24.126	2:21.621	321.0	8:16:00.833	42	3	3:31.475	33.384	1:21.334	1:36.757	326.8	5:16:42.546
82	2	4:10.905	34.556	1:21.806	2:14.543	328.8	8:20:11.738	43	3	5:49.729	33.623	1:23.026	3:53.080	322.0	5:22:32.275
83	2	3:33.581	33.864	1:21.420	1:38.297	327.8	8:23:45.319	44	3	17:08.894	...	1:25.155	1:45.815	317.2	5:39:41.169
84	2	3:38.939	33.457	1:20.523	1:44.959	327.8	8:27:24.258	45	3	4:48.221	34.184	1:21.980	2:52.057	322.9	5:44:29.390
85	2	4:42.279	1:44.098	1:21.021	1:37.160	327.8	8:32:06.537	46	3	3:31.516	33.403	1:20.866	1:37.247	320.1	5:48:00.906
86	2	3:34.155	34.299	1:21.486	1:38.370	325.8	8:35:40.692	47	3	3:30.913	33.546	1:20.454	1:36.913	325.8	5:51:31.819
87	2	3:32.063	33.729	1:21.094	1:37.240	327.8	8:39:12.755	48	3	3:43.209	34.206	1:21.856	1:47.147	322.9	5:55:15.028
88	2	3:31.836	33.584	1:21.201	1:37.051	330.8	8:42:44.591	49	1	9:24.040	6:17.417	1:24.678	1:41.945	319.1	6:04:39.068
89	2	3:41.643	33.901	1:26.443	1:41.299	320.1	8:46:26.234	50	1	3:40.624	35.237	1:23.773	1:41.614	320.1	6:08:19.692
90	2	4:24.426	33.758	2:04.784	1:45.884	322.9	8:50:50.660	51	1	3:42.230	35.693	1:23.502	1:43.035	322.0	6:12:01.922
91	2	3:32.032	33.860	1:20.610	1:37.562	327.8	8:54:22.692	52	1	3:44.648	36.280	1:23.640	1:44.728	323.9	6:15:46.570
92	2	3:31.436	33.578	1:20.939	1:36.919	324.9	8:57:54.128	53	1	3:42.416	35.375	1:25.291	1:41.750	319.1	6:19:28.986
93	2	3:49.496	33.653	1:20.472	1:55.371	329.8	9:01:43.624	54	1	3:40.677	35.823	1:24.265	1:40.589	322.0	6:23:09.663
28			TDS Racing				Oreca 07 - Gibson								
			1. François PERRODO				3. Loïc DUVAL				LMP2				
			2. Matthieu VAXIVIERE												
1	3	3:04:35.384	...	1:27.928	1:46.219	281.7	1:04:35.384	55	1	3:38.134	34.799	1:23.096	1:40.239	322.0	6:26:47.797
2	3	3:36.281	34.178	1:23.163	1:38.940	323.9	1:08:11.665	56	1	3:41.361	34.873	1:22.384	1:44.104	322.0	6:30:29.158
3	3	3:36.239	34.061	1:22.703	1:39.475	327.8	1:11:47.904	57	1	3:39.413	35.165	1:23.655	1:40.593	320.1	6:34:08.571
4	3	3:35.964	34.252	1:22.194	1:39.518	325.8	1:15:23.868	58	1	3:53.665	36.847	1:24.374	1:52.444	320.1	6:38:02.236
5	3	3:35.519	34.050	1:22.286	1:39.183	329.8	1:18:59.387	59	1	9:11.046	6:06.111	1:24.292	1:40.643	319.1	6:47:13.282
6	3	3:33.892	34.452	1:21.868	1:37.572	325.8	1:22:33.279	60	1	3:38.483	35.104	1:23.139	1:40.240	319.1	6:50:51.765
7	3	3:35.400	34.043	1:21.999	1:39.358	329.8	1:26:08.679	61	1	3:40.111	34.743	1:23.793	1:41.575	322.0	6:54:31.876
8	3	3:33.127	33.641	1:21.475	1:38.011	326.8	1:29:41.806	62	1	3:42.523	36.673	1:23.729	1:42.121	321.0	6:58:14.399
9	3	5:53.624	33.742	3:31.213	1:48.669	80.4	1:35:35.430	63	1	3:41.863	35.333	1:24.525	1:42.005	319.1	7:01:56.262
10	3	3:45.417	33.893	1:21.707	1:49.817	325.8	1:39:20.847	64	1	3:38.455	34.689	1:23.187	1:40.579	321.0	7:05:34.717
11	1	15:45.554	...	1:26.007	2:07.263	310.0	1:55:06.401	65	1	3:46.544	34.970	1:26.608	1:44.966	322.9	7:09:21.261
12	1	15:49.066	...	1:26.016	1:44.623	315.4	2:10:55.467	66	1	3:41.007	35.400	1:23.314	1:42.293	319.1	7:13:02.268
13	1	3:49.363	36.178	1:25.696	1:47.489	319.1	2:14:44.830	67	1	4:10.688	1:07.326	1:22.548	1:40.814	322.0	7:17:12.956
14	1	4:16.629	1:06.556	1:26.937	1:43.136	252.2	2:19:01.459	68	1	3:45.846	35.196	1:22.656	1:47.994	322.0	7:20:58.802
15	1	3:45.268	36.632	1:25.205	1:43.431	327.8	2:22:46.727	69	2	6:26.582	3:19.405	1:23.835	1:43.342	309.1	7:27:25.384
16	1	3:46.948	35.381	1:23.905	1:47.662	326.8	2:26:33.675	70	2	3:45.733	35.113	1:23.210	1:47.410	325.8	7:31:11.117
17	1	4:55.093	36.067	1:26.513	2:52.513	319.1	2:31:28.768	71	2	4:56.947	1:24.150	1:45.462	1:47.335	306.5	7:36:08.064
18	1	3:44.497	36.163	1:24.637	1:43.697	324.9	2:35:13.265	72	2	3:34.825	34.120	1:21.997	1:38.708	323.9	7:39:42.889
19	1	3:43.016	35.785	1:24.398	1:42.833	324.9	2:38:56.281	73	2	3:37.063	35.310	1:22.345	1:39.408	324.9	7:43:19.952
20	1	3:42.415	36.184	1:24.343	1:41.888	324.9	2:42:38.696	74	2	3:32.925	34.000	1:21.257	1:37.668	327.8	7:46:52.877
21	1	3:50.291	35.277	1:25.841	1:49.173	325.8	2:46:28.987	75	2	3:45.142	34.510	1:22.426	1:48.206	320.1	7:50:38.019
22	1	12:00.875	8:55.404	1:24.699	1:40.772	317.2	2:58:29.862	76	2	7:28.269	3:29.792	1:23.754	2:34.723	322.9	7:58:06.288
23	1	3:38.984	34.609	1:23.027	1:41.348	322.0	3:02:08.846	77	2	18:23.118	...	1:26.989	2:25.928	308.2	8:16:29.406
24	1	3:45.276	35.475	1:23.827	1:45.974	322.0	3:05:54.122	78	2	4:05.325	33.483	1:24.245	2:07.597	325.8	8:20:34.731
								79	2	3:37.363	34.961	1:23.540	1:38.862	323.9	8:24:12.094
								80	2	3:39.009	33.689	1:21.976	1:43.344	327.8	8:27:51.103
								81	2	3:40.650	33.044	1:20.632	1:46.974	322.9	8:31:31.753





FIA WEC Official Test - 87^e Edition des 24 Heures du Mans Test Session

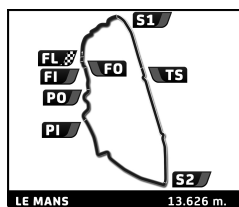
Sector Analysis



■ Personal Best ■ Session Best B Crossing the finish line in pit lane

Lap	D	Time	Sector 1	Sector 2	Sector 3	T. Spd	Elapsed	Lap	D	Time	Sector 1	Sector 2	Sector 3	T. Spd	Elapsed							
82	2	8:20.144	5:01.993	1:33.217	1:44.934	178.2	8:39:51.897	51	1	3:51.510	37.959	1:26.355	1:47.196	318.2	5:49:21.197							
83	2	3:36.019	33.025	1:19.906	1:43.088	325.8	8:43:27.916	52	1	3:47.077	37.405	1:24.980	1:44.692	322.9	5:53:08.274							
84	2	3:56.063	33.556	1:20.413	2:02.094	325.8	8:47:23.979	53	1	4:17.594B	36.151	1:24.272	2:17.171	322.9	5:57:25.868							
85	2	4:55.276B			2:10.309	192.8	8:52:19.255	54	1	17:53.299	...	1:25.735	1:46.715	298.8	6:15:19.167							
29 Racing Team Nederland Dallara P217 Gibson 1.Frits VAN EERD 3.Nyck DE VRIES LMP2 2.Giedo VAN DER GARDE								55								1	3:44.272	35.742	1:24.527	1:44.003	322.0	6:19:03.439
1	2	4:15.412B	52.331	1:30.239	1:52.842	303.0	4:15.412	56	1	3:45.571	36.458	1:25.757	1:43.356	322.9	6:22:49.010							
2	2	12:06.755	8:57.514	1:25.520	1:43.721	320.1	16:22.167	57	1	3:44.439	36.145	1:25.146	1:43.148	322.0	6:26:33.449							
3	2	3:40.878	35.415	1:24.048	1:41.415	322.0	20:03.045	58	1	3:43.046	35.532	1:24.789	1:42.725	313.6	6:30:16.495							
4	2	3:39.692	35.109	1:23.676	1:40.907	324.9	23:42.737	59	1	3:42.789	35.856	1:23.707	1:43.226	324.9	6:33:59.284							
5	2	3:46.956B	34.473	1:23.374	1:49.109	324.9	27:29.693	60	1	3:52.886	37.249	1:32.860	1:42.777	317.2	6:37:52.170							
6	3	13:41.480	...	1:27.188	1:49.829	310.0	41:11.173	61	1	5:04.218B	36.922	2:36.412	1:50.884	80.3	6:42:56.388							
7	3	3:46.406	35.710	1:26.732	1:43.964	279.5	44:57.579	62	2	23:24.196	...	1:23.620	1:40.487	317.2	7:06:20.584							
8	3	3:40.498	34.682	1:24.139	1:41.677	323.9	48:38.077	63	2	3:35.113	35.188	1:22.010	1:38.915	325.8	7:09:56.697							
9	3	3:37.426	34.118	1:22.723	1:40.585	324.9	52:15.503	64	2	3:38.537	34.401	1:22.891	1:41.245	323.9	7:13:35.234							
10	3	3:38.017	34.779	1:22.952	1:40.286	325.8	55:53.520	65	2	3:54.673	54.852	1:21.938	1:37.883	324.9	7:17:29.907							
11	3	3:50.472B	34.451	1:23.103	1:52.918	324.9	59:43.992	66	2	3:34.019	34.147	1:21.299	1:38.573	325.8	7:21:03.926							
12	3	13:51.727	...	1:25.259	1:42.948	296.4	1:13:35.719	67	2	3:36.454	34.072	1:21.248	1:41.134	325.8	7:24:40.380							
13	3	3:37.640	33.987	1:22.458	1:41.195	324.9	1:17:13.359	68	2	3:35.948	33.996	1:21.917	1:40.035	326.8	7:28:16.328							
14	3	3:37.218	35.512	1:22.185	1:39.521	325.8	1:20:50.577	69	2	5:00.126	34.883	1:23.462	3:01.781	322.0	7:33:16.454							
15	3	3:39.606	34.780	1:24.925	1:39.901	325.8	1:24:30.183	70	2	3:33.236	34.233	1:21.622	1:37.381	315.4	7:36:49.690							
16	3	3:44.947B	34.553	1:22.479	1:47.915	323.9	1:28:15.130	71	2	3:42.808B	33.962	1:21.368	1:47.478	325.8	7:40:32.498							
17	3	12:49.548	9:49.252	1:22.820	1:37.476	308.2	1:41:04.678	72	1	11:10.227	8:01.124	1:24.990	1:44.113	309.1	7:51:42.725							
18	3	3:36.886	33.631	1:21.041	1:42.214	324.9	1:44:41.564	73	1	3:43.301	36.114	1:24.426	1:42.761	314.5	7:55:26.026							
19	3	3:37.863	35.410	1:21.652	1:40.801	325.8	1:48:19.427	74	1	5:49.189B	36.413	1:59.604	3:13.172	232.1	8:01:15.215							
20	3	3:47.526B	35.091	1:22.610	1:49.825	324.9	1:52:06.953	75	3	23:20.696	...	1:24.294	1:38.555	303.9	8:24:35.911							
21	3	18:38.111	...	1:24.502	1:39.636	307.3	2:10:45.064	76	3	3:35.310	34.205	1:21.570	1:39.535	324.9	8:28:11.221							
22	3	8:00.898	4:56.426	1:24.707	1:39.765	303.9	2:18:45.962	77	3	3:31.521	33.985	1:20.491	1:37.045	324.9	8:31:42.742							
23	3	3:55.126B	33.802	1:25.370	1:55.954	325.8	2:22:41.088	78	3	3:39.044B	33.238	1:21.406	1:44.400	324.9	8:35:21.786							
24	2	25:24.810	...	1:26.546	1:42.435	318.2	2:48:05.898	79	3	8:24.351	5:21.633	1:22.563	1:40.155	306.5	8:43:46.137							
25	2	4:09.658	34.479	1:22.124	2:13.055	322.9	2:52:15.556	80	3	4:01.320	33.356	1:35.830	1:52.134	328.8	8:47:47.457							
26	2	3:34.820	33.915	1:22.351	1:38.554	322.0	2:55:50.376	81	3	3:46.192	34.031	1:30.232	1:41.929	324.9	8:51:33.649							
27	2	3:33.433	33.960	1:21.753	1:37.720	326.8	2:59:23.809	82	3	3:33.949	34.542	1:21.556	1:37.851	326.8	8:55:07.598							
28	2	3:34.819	33.849	1:21.637	1:39.333	325.8	3:02:58.628	83	3	3:31.405	34.315	1:20.523	1:36.567	323.9	8:58:39.003							
29	2	3:41.256B	34.393	1:21.937	1:44.926	326.8	3:06:39.884	84	3	3:30.674	33.286	1:20.766	1:36.622	326.8	9:02:09.677							
30	2	11:43.370	8:42.163	1:22.673	1:38.534	322.9	3:18:23.254	30 Duqueine Engineering Oreca 07 - Gibson 1.Nicolas JAMIN 3.Romain DUMAS LMP2 2.Pierre RAGUES														
31	2	3:32.628	33.780	1:21.648	1:37.200	322.0	3:21:55.882	1	2	13:03.665B	9:39.118	1:29.900	1:54.647	238.8	13:03.665							
32	2	3:34.549	33.874	1:22.322	1:38.353	326.8	3:25:30.431	2	2	6:32.668	3:22.787	1:27.198	1:42.683	303.9	19:36.333							
33	2	3:40.855B	33.772	1:21.679	1:45.404	323.9	3:29:11.286	3	2	3:38.837	35.045	1:23.918	1:39.874	322.9	23:15.170							
34	3	6:37.282	3:33.302	1:24.105	1:39.875	292.4	3:35:48.568	4	2	3:38.122	33.815	1:23.120	1:41.187	325.8	26:53.292							
35	3	3:33.716	33.923	1:21.428	1:38.365	328.8	3:39:22.284	5	2	3:44.077B	34.177	1:23.661	1:46.239	322.9	30:37.369							
36	3	3:37.122	34.617	1:22.500	1:40.005	323.9	3:42:59.406	6	1	11:35.814	8:21.725	1:28.269	1:45.820	234.2	42:13.183							
37	3	3:49.950	33.960	1:21.688	1:54.302	325.8	3:46:49.356	7	1	3:42.833	36.819	1:23.819	1:42.195	321.0	45:56.016							
38	3	3:40.065	33.745	1:21.394	1:44.926	326.8	3:50:29.421	8	1	3:39.905	33.997	1:22.967	1:42.941	322.0	49:35.921							
39	3	4:27.292	34.410	1:22.747	2:30.135	323.9	3:54:56.713	9	1	3:39.231	34.205	1:24.236	1:40.790	323.9	53:15.152							
40	3	3:37.887	35.452	1:22.867	1:39.568	324.9	3:58:34.600	10	1	3:36.113	34.114	1:22.513	1:39.486	322.0	56:51.265							
41	3	3:33.800	35.039	1:21.132	1:37.629	324.9	4:02:08.400	11	1	3:47.044B	34.261	1:22.302	1:50.481	322.0	1:00:38.309							
42	3	3:49.970B	35.206	1:23.939	1:50.825	323.9	4:05:58.370	12	1	32:23.157	...	1:25.290	3:17.315	305.6	1:33:01.466							
43	2	59:44.627	...	1:24.225	1:38.392	317.2	5:05:42.997	13	1	4:21.551	1:12.549	1:27.733	1:41.269	252.2	1:37:23.017							
44	2	3:32.042	33.824	1:21.293	1:36.925	323.9	5:09:15.039	14	1	3:38.043	34.164	1:22.787	1:41.092	323.9	1:41:01.060							
45	2	3:43.713B	33.838	1:21.490	1:48.385	325.8	5:12:58.752	15	1	3:39.414	34.510	1:22.502	1:42.402	322.9	1:44:40.474							
46	1	9:23.984	3:51.706	1:29.868	4:02.410	318.2	5:22:22.736	16	1	3:49.079B	35.149	1:22.611	1:51.319	322.0	1:48:29.553							
47	1	7:43.672B	57.631	3:04.952	3:41.089	121.7	5:30:06.408	17	1	5:32.858	2:26.153	1:22.611	1:44.094	322.0	1:54:02.411							
48	1	6:22.888	1:17.534	2:38.338	2:27.016	171.7	5:36:29.296	18	1	9:01.978B	33.869	3:59.325	4:28.784	79.9	2:03:04.389							
49	1	3:54.555	37.486	1:27.009	1:50.060	319.1	5:40:23.851	19	2	24:40.513	...	1:24.780	1:44.121	315.4	2:27:44.902							
50	1	5:05.836	37.446	1:30.187	2:58.203	291.6	5:45:29.687	20	2	4:48.363	33.836	1:23.079	2:51.448	322.0	2:32:33.265							





FIA WEC Official Test - 87^e Edition des 24 Heures du Mans Test Session

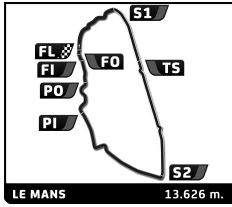
Sector Analysis



■ Personal Best ■ Session Best ■ Crossing the finish line in pit lane

Lap	D	Time	Sector 1	Sector 2	Sector 3	T. Spd	Elapsed	Lap	D	Time	Sector 1	Sector 2	Sector 3	T. Spd	Elapsed
21	2	3:42.439	35.630	1:24.896	1:41.913	292.4	2:36:15.704	78	1	3:33.089	33.643	1:21.084	1:38.362	323.9	8:58:59.037
22	2	3:40.595	33.872	1:22.601	1:44.122	323.9	2:39:56.299	79	1	3:30.715	33.653	1:20.573	1:36.489	328.8	9:02:29.752
23	2	3:35.400	33.675	1:22.043	1:39.682	322.0	2:43:31.699	31 DragonSpeed							
24	2	3:42.532	33.601	1:21.834	1:47.097	322.9	2:47:14.231	1.Roberto GONZALEZ							
25	1	6:09.075	2:27.714	1:24.047	2:17.314	324.9	2:53:23.306	3.Anthony DAVIDSON							
26	1	3:39.972	36.883	1:22.654	1:40.435	322.0	2:57:03.278	2.Pastor MALDONADO							
27	1	3:37.622	34.544	1:22.316	1:40.762	324.9	3:00:40.900	1	2	7:37.914	4:04.496	1:32.314	2:01.104	236.2	7:37.914
28	1	3:45.608	33.639	1:21.549	1:50.420	324.9	3:04:26.508	2	2	30:18.143	...	1:26.852	1:48.474	314.5	37:56.057
29	1	8:31.309	5:28.603	1:22.959	1:39.747	320.1	3:12:57.817	3	2	3:40.945	34.849	1:24.105	1:41.991	319.1	41:37.002
30	1	3:36.216	34.217	1:22.864	1:39.135	323.9	3:16:34.033	4	2	3:40.583	34.760	1:24.077	1:41.746	321.0	45:17.585
31	1	3:36.551	34.049	1:22.231	1:40.271	314.5	3:20:10.584	5	2	3:35.102	33.801	1:22.650	1:38.651	322.9	48:52.687
32	1	3:47.161	34.867	1:22.670	1:49.624	323.9	3:23:57.745	6	2	3:40.693	33.408	1:21.894	1:45.391	322.9	52:33.380
33	3	5:08.019	1:57.561	1:25.516	1:44.942	311.8	3:29:05.764	7	2	3:32.518	33.390	1:21.531	1:37.597	322.9	56:05.898
34	3	3:41.078	35.424	1:24.736	1:40.918	306.5	3:32:46.842	8	2	3:44.411	33.392	1:21.384	1:49.635	324.9	59:50.309
35	3	3:40.882	36.198	1:24.292	1:40.392	321.0	3:36:27.724	9	3	7:12.895	4:02.535	1:24.892	1:45.468	321.0	1:07:03.204
36	3	3:36.609	34.215	1:22.756	1:39.638	325.8	3:40:04.333	10	3	3:42.918	36.579	1:24.145	1:42.194	322.9	1:10:46.122
37	3	3:35.904	33.603	1:22.753	1:39.548	321.0	3:43:40.237	11	3	3:39.022	34.976	1:23.453	1:40.593	324.9	1:14:25.144
38	3	3:44.405	33.873	1:24.210	1:46.322	323.9	3:47:24.642	12	3	3:38.639	34.256	1:24.251	1:40.132	315.4	1:18:03.783
39	3	3:35.034	34.348	1:21.998	1:38.688	322.0	3:50:59.676	13	3	3:45.019	34.227	1:22.306	1:48.486	322.0	1:21:48.802
40	3	4:07.378	33.907	1:21.610	2:11.861	322.9	3:55:07.054	14	3	13:39.166	8:05.802	3:02.527	2:30.837	317.2	1:35:27.968
41	3	3:33.426	34.294	1:21.644	1:37.488	324.9	3:58:40.480	15	3	3:34.623	34.076	1:22.247	1:38.300	321.0	1:39:02.591
42	3	3:43.963	35.632	1:22.918	1:45.413	324.9	4:02:24.443	16	3	3:43.590	36.591	1:22.482	1:44.517	323.9	1:42:46.181
43	2	5:46.997	...	2:39.295	2:46.271	276.0	6:01:11.440	17	3	6:27.794	3:25.747	1:23.365	1:38.682	323.9	1:49:13.975
44	2	3:34.812	33.793	1:22.300	1:38.719	322.0	6:04:46.252	18	3	3:37.536	34.390	1:22.315	1:40.831	324.9	1:52:51.511
45	2	3:33.624	33.548	1:21.831	1:38.245	324.9	6:08:19.876	19	3	6:39.767	33.780	1:24.487	4:41.500	324.9	1:59:31.278
46	2	3:36.507	33.462	1:20.986	1:42.059	325.8	6:11:56.383	20	1	23:39.610	...	1:30.445	1:44.607	250.4	2:23:10.888
47	2	3:41.557	33.704	1:22.395	1:45.458	325.8	6:15:37.940	21	1	3:43.012	34.645	1:23.156	1:45.211	322.9	2:26:53.900
48	3	8:52.675	5:46.394	1:23.926	1:42.355	322.0	6:24:30.615	22	1	4:56.194	34.522	1:24.347	2:57.325	327.8	2:31:50.094
49	3	3:42.122	35.437	1:22.318	1:44.367	322.9	6:28:12.737	23	1	3:38.517	34.784	1:24.437	1:39.296	316.3	2:35:28.611
50	3	3:33.742	33.897	1:21.585	1:38.260	323.9	6:31:46.479	24	1	3:39.151	36.134	1:22.691	1:40.326	323.9	2:39:07.762
51	3	3:45.872	34.746	1:21.570	1:49.556	324.9	6:35:32.351	25	1	3:44.530	34.160	1:22.725	1:47.645	322.9	2:42:52.292
52	3	11:25.069	8:14.233	1:22.457	1:48.379	319.1	6:46:57.420	26	1	4:48.471	1:41.364	1:26.919	1:40.188	322.0	2:47:40.763
53	3	3:35.698	33.634	1:21.884	1:40.180	324.9	6:50:33.118	27	1	3:38.155	34.126	1:21.846	1:42.183	322.9	2:51:18.918
54	3	3:45.181	33.747	1:21.930	1:49.504	327.8	6:54:18.299	28	1	3:39.762	33.912	1:21.762	1:44.088	324.9	2:54:58.680
55	1	8:34.309	5:31.357	1:22.374	1:40.578	322.0	7:02:52.608	29	1	3:36.812	34.097	1:23.325	1:39.390	294.0	2:58:35.492
56	1	3:36.731	33.964	1:22.430	1:40.337	326.8	7:06:29.339	30	1	3:42.043	34.127	1:27.566	1:40.350	330.8	3:02:17.535
57	1	3:42.215	34.578	1:21.555	1:46.082	326.8	7:10:11.554	31	1	3:36.978	33.885	1:21.012	1:42.081	324.9	3:05:54.513
58	1	5:19.032	2:17.836	1:21.474	1:39.722	322.9	7:15:30.586	32	1	3:34.962	35.086	1:21.662	1:38.214	324.9	3:09:29.475
59	1	3:35.417	33.746	1:21.308	1:40.363	308.2	7:19:06.003	33	1	3:35.745	33.727	1:21.883	1:40.135	326.8	3:13:05.220
60	1	3:42.426	34.117	1:21.986	1:46.323	290.8	7:22:48.429	34	1	3:44.391	33.765	1:22.317	1:48.309	326.8	3:16:49.611
61	1	5:03.953	2:02.283	1:22.013	1:39.657	325.8	7:27:52.382	35	2	11:29.725	8:24.770	1:23.017	1:41.938	315.4	3:28:19.336
62	1	4:09.811	33.535	1:20.694	2:15.582	328.8	7:32:02.193	36	2	3:35.192	33.793	1:22.344	1:39.055	320.1	3:31:54.528
63	1	4:13.363	1:11.570	1:20.817	1:40.976	326.8	7:36:15.556	37	2	3:34.333	34.203	1:22.209	1:37.921	322.9	3:35:28.861
64	1	3:40.890	34.596	1:21.631	1:44.663	304.7	7:39:56.446	38	2	3:32.244	33.595	1:21.394	1:37.255	324.9	3:39:01.105
65	2	5:06.926	2:00.392	1:22.341	1:44.193	318.2	7:45:03.372	39	2	3:33.497	34.179	1:20.985	1:38.333	322.9	3:42:34.602
66	2	3:35.387	34.629	1:22.968	1:37.790	321.0	7:48:38.759	40	2	3:44.269	35.267	1:22.075	1:46.927	322.0	3:46:18.871
67	2	3:32.697	33.564	1:20.823	1:38.310	324.9	7:52:11.456	41	2	3:40.581	34.159	1:21.354	1:45.068	324.9	3:49:59.452
68	2	4:12.428	34.048	1:21.922	2:16.458	327.8	7:56:23.884	42	2	4:48.011	33.978	1:22.374	2:51.659	322.9	3:54:47.463
69	2	24:45.818	...	1:24.814	1:39.424	294.0	8:21:09.702	43	2	3:35.600	33.711	1:23.331	1:38.558	326.8	3:58:23.063
70	2	3:38.990	34.321	1:21.709	1:42.960	324.9	8:24:48.692	44	2	3:40.325	33.633	1:21.064	1:45.628	323.9	4:02:03.388
71	2	3:32.906	34.355	1:20.667	1:37.884	326.8	8:28:21.598	45	3	3:37:15.185	...	1:22.460	1:38.797	307.3	5:39:18.573
72	2	3:30.827	33.462	1:20.545	1:36.820	326.8	8:31:52.425	46	3	4:47.337	33.519	1:21.963	2:51.855	325.8	5:44:05.910
73	2	3:38.008	33.493	1:20.709	1:43.806	326.8	8:35:30.433	47	3	3:34.195	34.578	1:22.040	1:37.577	325.8	5:47:40.105
74	3	4:39.644	1:34.414	1:21.604	1:43.626	325.8	8:40:10.077	48	3	3:30.215	33.350	1:20.525	1:36.340	324.9	5:51:10.320
75	3	3:30.938	33.663	1:20.417	1:36.858	327.8	8:43:41.015	49	3	3:34.877	35.181	1:22.112	1:37.584	319.1	5:54:45.197
76	3	3:55.892	33.589	1:22.967	1:59.340	329.8	8:47:36.907	50	3	6:00.713	34.162	1:45.837	3:40.714	316.3	6:00:45.910
77	1	7:49.041	4:46.931	1:22.444	1:39.666	328.8	8:55:25.948	51	3	5:34.704	2:25.600	1:24.738	1:44.366	304.7	6:06:20.614
								52	3	3:45.467	42.617	1:22.998	1:39.852	310.9	6:10:06.081





FIA WEC Official Test - 87^e Edition des 24 Heures du Mans Test Session

Sector Analysis

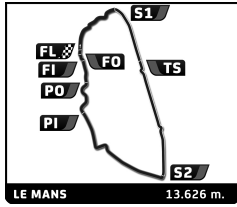


Personal Best Session Best B Crossing the finish line in pit lane

Table with 12 columns: Lap, D, Time, Sector 1, Sector 2, Sector 3, T. Spd, Elapsed. It lists performance data for multiple laps and drivers, with some cells highlighted in green or purple to indicate personal or session bests.

32 United Autosports Ligier JSP217 - Gibson
1. Ryan CULLEN LMP2
2. Alex BRUNDELE

Table with 12 columns: Lap, D, Time, Sector 1, Sector 2, Sector 3, T. Spd, Elapsed. It continues the performance data from the previous table, listing lap times and sector splits for various drivers.



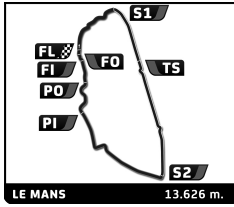
FIA WEC Official Test - 87^o Edition des 24 Heures du Mans Test Session Sector Analysis



Personal Best Session Best B Crossing the finish line in pit lane

Table with columns: Lap, D, Time, Sector 1, Sector 2, Sector 3, T. Spd, Elapsed. Contains two main sections: 34 Inter Europool Competition (Ligier JSP217 - Gibson LMP2) and 36 Signatech Alpine Matmut (Alpine A470 - Gibson LMP2).





FIA WEC Official Test - 87^e Edition des 24 Heures du Mans Test Session

Sector Analysis

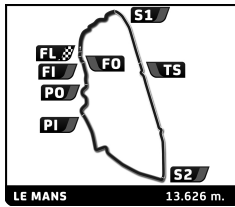


Personal Best Session Best B Crossing the finish line in pit lane

Table with 20 columns: Lap, D, Time, Sector 1, Sector 2, Sector 3, T. Spd, Elapsed. It contains two main sections of data, one for laps 17-39 and another for laps 74-91, with various performance metrics and session highlights.

39 Graf Oreca 07 - Gibson LMP2
1. Tristan GOMMENDY 3. Jonathan HIRSCHI
2. Vincent CAPILLAIRE 4. Alexandre COUGNAUD





FIA WEC Official Test - 87^e Edition des 24 Heures du Mans Test Session



Sector Analysis

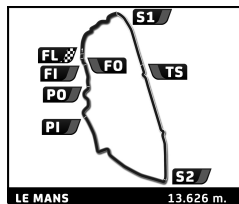
Personal Best Session Best B Crossing the finish line in pit lane

Table with columns: Lap, D, Time, Sector 1, Sector 2, Sector 3, T. Spd, Elapsed. Contains two main data sections and a legend.

43 RLR M Sport/Tower Events 1.John FARANO 2.Arjun MAINI 3.Norman NATO

Oreca 07 - Gibson LMP2





FIA WEC Official Test - 87^e Edition des 24 Heures du Mans Test Session

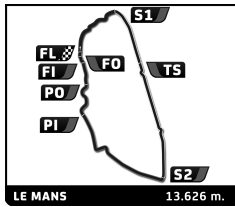
Sector Analysis



■ Personal Best ■ Session Best B Crossing the finish line in pit lane

Lap	D	Time	Sector 1	Sector 2	Sector 3	T. Spd	Elapsed	Lap	D	Time	Sector 1	Sector 2	Sector 3	T. Spd	Elapsed
66	3	3:37.165	34.302	1:21.816	1:41.047	327.8	7:03:29.178	32	1	3:47.678 B	34.922	1:23.989	1:48.767	324.9	3:36:17.721
67	3	3:40.541	34.343	1:23.360	1:42.838	324.9	7:07:09.719	33	2	7:14.611	4:03.821	1:26.516	1:44.274	264.5	3:43:32.332
68	3	3:32.192	33.951	1:20.964	1:37.277	323.9	7:10:41.911	34	2	3:44.604	34.966	1:23.127	1:46.511	322.0	3:47:16.936
69	3	3:56.513 B	41.650	1:23.623	1:51.240	323.9	7:14:38.424	35	2	4:08.199	1:01.579	1:23.220	1:43.400	322.0	3:51:25.135
70	1	11:00.583	7:47.443	1:26.542	1:46.598	318.2	7:25:39.007	36	2	3:44.496	34.596	1:22.124	1:47.776	322.0	3:55:09.631
71	1	3:54.539	37.267	1:27.861	1:49.411	289.3	7:29:33.546	37	2	3:43.790	35.622	1:23.196	1:44.972	325.8	3:58:53.421
72	1	5:22.528 B	36.424	2:38.999	2:07.105	323.9	7:34:56.074	38	2	3:49.637 B	34.341	1:22.233	1:53.063	323.9	4:02:43.058
73	1	4:48.527	1:37.653	1:25.318	1:45.556	322.0	7:39:44.601	39	1	3:58:54.687	...	1:50.444	1:45.542	157.5	5:41:37.745
74	1	3:46.223	36.027	1:25.027	1:45.169	316.3	7:43:30.824	40	1	4:22.302	35.659	1:24.729	2:21.914	321.0	5:46:00.047
75	1	3:48.817	40.041	1:24.539	1:44.237	321.0	7:47:19.641	41	1	3:46.217	35.521	1:24.096	1:46.600	326.8	5:49:46.264
76	1	3:45.209	35.267	1:25.277	1:44.665	324.9	7:51:04.850	42	1	3:43.458	35.700	1:24.010	1:43.748	326.8	5:53:29.722
77	1	3:44.019	35.827	1:24.590	1:43.602	320.1	7:54:48.869	43	1	4:41.355	35.205	1:23.444	2:42.706	324.9	5:58:11.077
78	1	6:21.447 B	35.448	2:35.440	3:10.559	322.0	8:01:10.316	44	1	5:01.009 B	1:25.794	1:44.925	1:50.290	310.0	6:03:12.086
79	2	24:10.527	...	1:24.489	1:39.861	298.0	8:25:20.843	45	3	7:25.814	4:16.861	1:25.685	1:43.268	296.4	6:10:37.900
80	2	3:41.139	35.868	1:22.268	1:43.003	322.9	8:29:01.982	46	3	3:39.467	34.053	1:22.134	1:43.280	322.9	6:14:17.367
81	2	3:34.739	34.384	1:22.653	1:37.702	323.9	8:32:36.721	47	3	3:36.163	34.950	1:22.146	1:39.067	324.9	6:17:53.530
82	2	3:44.908	36.540	1:22.324	1:46.044	322.9	8:36:21.629	48	3	3:37.199	33.504	1:21.487	1:42.208	324.9	6:21:30.729
83	2	3:45.527 B	34.016	1:21.054	1:50.457	323.9	8:40:07.156	49	3	3:36.279	33.806	1:21.612	1:40.861	323.9	6:25:07.008
84	1	5:06.425	1:54.511	1:27.283	1:44.631	324.9	8:45:13.581	50	3	3:38.034	34.489	1:22.659	1:40.886	326.8	6:28:45.042
85	1	4:33.262	37.675	2:06.101	1:49.486	322.0	8:49:46.843	51	3	3:38.708	34.093	1:23.045	1:41.570	325.8	6:32:23.750
86	1	3:42.983	34.885	1:24.178	1:43.920	323.9	8:53:29.826	52	3	3:44.258 B	35.052	1:22.292	1:46.914	324.9	6:36:08.008
87	1	3:43.526	36.013	1:23.575	1:43.938	323.9	8:57:13.352	53	3	26:42.350	...	1:23.594	1:40.463	317.2	7:02:50.358
88	1	3:42.748	35.169	1:24.367	1:43.212	324.9	9:00:56.100	54	3	3:38.483	35.128	1:22.594	1:40.761	322.9	7:06:28.841
47 Cetilar R. Villorba Corse Dallara P217 - Gibson 1. Roberto LACORTE 3. Andrea BELICCHI LMP2 2. Giorgio SERNAGIOTTO								55 3 3:38.891 34.632 1:22.767 1:41.492 303.9 7:10:07.732							
1 3 9:27.559 6:10.143 1:28.963 1:48.453 274.6 9:27.559								56 3 3:46.459 B 34.500 1:23.852 1:48.107 286.9 7:13:54.191							
2 3 3:46.706 35.492 1:26.548 1:44.666 320.1 13:14.265								57 2 5:50.520 2:44.852 1:25.080 1:40.588 322.0 7:19:44.711							
3 3 3:45.290 37.251 1:25.021 1:43.018 320.1 16:59.555								58 2 3:47.838 B 34.681 1:24.136 1:49.021 324.9 7:23:32.549							
4 3 3:42.250 35.810 1:24.674 1:41.766 322.0 20:41.805								59 2 6:33.489 3:27.458 1:22.663 1:43.368 324.9 7:30:06.038							
5 3 3:42.567 35.383 1:24.217 1:42.967 318.2 24:24.372								60 2 5:02.914 33.009 2:49.189 1:40.716 79.5 7:35:08.952							
6 3 3:40.245 34.669 1:23.349 1:42.227 323.9 28:04.617								61 2 3:34.234 33.947 1:21.647 1:38.640 328.8 7:38:43.186							
7 3 3:41.262 34.486 1:24.849 1:41.927 322.9 31:45.879								62 2 3:46.860 B 33.780 1:21.823 1:51.257 328.8 7:42:30.046							
8 3 3:48.759 B 34.690 1:24.451 1:49.618 321.0 35:34.638								63 2 21:18.426 B ... 2:26.046 3:29.450 212.1 8:03:48.472							
9 3 12:05.467 8:49.575 1:24.408 1:51.484 321.0 47:40.105								64 2 18:54.132 ... 1:24.992 1:42.422 299.7 8:22:42.604							
10 3 3:46.194 33.640 1:24.533 1:48.021 323.9 51:26.299								65 2 3:39.283 35.164 1:21.547 1:42.572 324.9 8:26:21.887							
11 3 3:49.464 B 34.424 1:25.589 1:49.451 314.5 55:15.763								66 2 3:33.764 33.973 1:21.283 1:38.508 324.9 8:29:55.651							
12 3 5:24.824 2:19.242 1:23.377 1:42.205 321.0 1:00:40.587								67 2 3:45.902 B 33.922 1:21.574 1:50.406 328.8 8:33:41.553							
13 3 3:38.039 34.086 1:23.018 1:40.935 323.9 1:04:18.626								68 2 7:26.220 4:21.914 1:23.642 1:40.664 313.6 8:41:07.773							
14 3 3:49.799 36.852 1:26.817 1:46.130 314.5 1:08:08.425								69 2 3:35.341 33.812 1:20.812 1:40.717 327.8 8:44:43.114							
15 3 3:39.952 35.141 1:23.922 1:40.889 324.9 1:11:48.377								70 2 4:28.704 34.079 2:08.097 1:46.528 328.8 8:49:11.818							
16 3 3:54.085 B 37.286 1:23.534 1:53.265 322.0 1:15:42.462								71 2 3:32.785 33.702 1:21.207 1:37.876 326.8 8:52:44.603							
17 1 55:53.862 ... 1:28.637 1:47.354 311.8 2:11:36.324								72 2 3:32.551 33.782 1:20.998 1:37.771 325.8 8:56:17.154							
18 1 3:53.747 36.624 1:29.273 1:47.850 262.6 2:15:30.071								73 2 3:38.095 34.098 1:22.398 1:41.599 326.8 8:59:55.249							
19 1 3:59.781 50.844 1:24.750 1:44.187 321.0 2:19:29.852								74 2 3:51.057 B 34.167 1:21.563 1:55.327 323.9 9:03:46.306							
20 1 3:43.325 35.571 1:24.541 1:43.213 322.0 2:23:13.177								48 IDEC Sport Oreca 07 - Gibson 1. Paul LAFARGUE 3. Memo ROJAS LMP2 2. Paul Loup CHATIN							
21 1 3:48.031 37.904 1:24.686 1:45.441 322.0 2:27:01.208								1 1 4:45.359 B 57.697 1:41.747 2:05.915 201.8 4:45.359							
22 1 4:59.601 35.678 1:26.070 2:57.853 311.8 2:32:00.809								2 2 8:03.433 4:45.562 1:30.919 1:46.952 226.8 12:48.792							
23 1 3:42.799 35.527 1:24.098 1:43.174 322.9 2:35:43.608								3 2 3:55.137 B 35.149 1:24.920 1:55.068 298.8 16:43.929							
24 1 3:49.353 B 35.262 1:24.184 1:49.907 323.9 2:39:32.961								4 2 11:57.079 8:47.255 1:25.106 1:44.718 244.2 28:41.008							
25 1 30:48.699 ... 1:26.510 1:42.853 314.5 3:10:21.660								5 2 3:37.216 33.687 1:23.641 1:39.888 305.6 32:18.224							
26 1 3:42.201 34.712 1:25.272 1:42.217 323.9 3:14:03.861								6 2 3:35.993 34.519 1:22.406 1:39.068 324.9 35:54.217							
27 1 3:40.078 35.117 1:23.462 1:41.499 323.9 3:17:43.939								7 2 3:34.359 33.476 1:21.912 1:38.971 322.0 39:28.576							
28 1 3:40.914 34.770 1:23.650 1:42.494 324.9 3:21:24.853								8 2 3:48.884 B 34.486 1:23.733 1:50.665 316.3 43:17.460							
29 1 3:41.108 34.849 1:24.912 1:41.347 323.9 3:25:05.961								9 1 5:59.243 2:45.511 1:28.642 1:45.090 273.9 49:16.703							
30 1 3:42.733 34.973 1:23.439 1:44.321 324.9 3:28:48.694								10 1 3:42.970 35.178 1:24.896 1:42.896 322.0 52:59.673							
31 1 3:41.349 35.748 1:24.050 1:41.551 323.9 3:32:30.043								11 1 3:39.725 34.791 1:23.819 1:41.115 321.0 56:39.398							





FIA WEC Official Test - 87^e Edition des 24 Heures du Mans Test Session

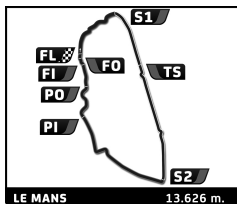
Sector Analysis



Personal Best Session Best B Crossing the finish line in pit lane

Lap	D	Time	Sector 1	Sector 2	Sector 3	T. Spd	Elapsed	Lap	D	Time	Sector 1	Sector 2	Sector 3	T. Spd	Elapsed
12	1	3:39.563	34.407	1:23.263	1:41.893	320.1	1:00:18.961	69	2	3:31.842	33.165	1:20.926	1:37.751	322.9	8:27:11.464
13	1	3:49.626	B 34.749	1:23.178	1:51.699	322.9	1:04:08.587	70	2	3:32.274	33.816	1:20.769	1:44.954	323.9	8:30:43.738
14	3	13:20.983	...	1:27.137	1:49.490	310.9	1:17:29.570	71	2	3:39.539	B 33.816	1:20.769	1:44.954	323.9	8:34:23.277
15	3	3:42.563	35.762	1:24.836	1:41.965	322.9	1:21:12.133	72	1	5:48.248	2:46.945	1:22.502	1:38.801	323.9	8:40:11.525
16	3	3:42.102	34.898	1:23.719	1:43.485	322.0	1:24:54.235	73	1	3:35.373	34.124	1:21.729	1:39.520	325.8	8:43:46.898
17	3	3:41.704	35.776	1:24.424	1:41.504	322.0	1:28:35.939	74	1	4:00.310	34.199	1:38.532	1:47.579	326.8	8:47:47.208
18	3	6:04.921	B 34.486	1:31.987	3:58.448	322.9	1:34:40.860	75	1	3:49.262	34.798	1:30.397	1:44.067	311.8	8:51:36.470
19	2	5:19.125	2:08.027	1:25.170	1:45.928	322.0	1:39:59.985	76	1	3:36.464	34.526	1:22.111	1:39.827	334.9	8:55:12.934
20	2	3:35.804	33.766	1:22.941	1:39.097	322.0	1:43:35.789	77	1	3:34.777	34.307	1:21.992	1:38.478	321.0	8:58:47.711
21	2	3:38.320	34.761	1:24.598	1:38.961	288.5	1:47:14.109	78	1	3:34.166	34.166	1:21.134	1:38.866	326.8	9:02:21.877
22	2	3:36.300	34.100	1:21.640	1:40.560	326.8	1:50:50.409	49 ARC Bratislava Ligier JSP217 - Gibson LMP2							
23	2	3:44.622	B 33.753	1:21.922	1:48.947	322.9	1:54:35.031	1.Miroslav KONOPKA 3.Konstantin TERESCHENKO							
24	2	26:11.380	...	1:24.606	1:41.076	281.0	2:20:46.411	2.Henning ENQVIST							
25	2	3:32.995	33.813	1:21.474	1:37.708	322.9	2:24:19.406	1	3	4:40.318	B 50.154	1:33.600	2:16.564	256.4	4:40.318
26	2	10:16.352	B 33.508	1:21.128	8:21.716	324.9	2:34:35.758	2	3	13:44.457	...	1:30.768	1:49.472	304.7	18:24.775
27	3	53:26.716	...	1:24.745	1:40.514	321.0	3:28:02.474	3	3	3:48.927	37.672	1:25.972	1:45.283	322.9	22:13.702
28	3	3:40.173	34.042	1:21.571	1:44.560	325.8	3:31:42.647	4	3	3:45.213	36.729	1:24.767	1:43.717	326.8	25:58.915
29	3	3:35.808	34.323	1:21.953	1:39.532	326.8	3:35:18.455	5	3	3:46.439	36.058	1:26.184	1:44.197	326.8	29:45.354
30	3	3:35.232	34.046	1:21.788	1:39.398	323.9	3:38:53.687	6	3	3:45.785	35.983	1:24.580	1:45.222	324.9	33:31.139
31	3	3:33.734	33.776	1:21.274	1:38.684	323.9	3:42:27.421	7	3	4:00.857	B 36.851	1:25.862	1:58.144	325.8	37:31.996
32	3	3:48.647	B 33.835	1:21.797	1:53.015	322.9	3:46:16.068	8	3	29:53.872	...	1:27.054	1:51.725	247.6	1:07:25.868
33	1	7:29.387	3:10.669	1:24.978	2:53.740	307.3	3:53:45.455	9	3	3:41.907	35.681	1:24.057	1:42.169	322.9	1:11:07.775
34	1	3:40.839	35.580	1:24.388	1:40.871	321.0	3:57:26.294	10	3	3:42.989	35.371	1:23.192	1:44.426	324.9	1:14:50.764
35	1	3:35.933	34.328	1:22.535	1:39.070	322.9	4:01:02.227	11	3	3:47.116	B 35.606	1:23.191	1:48.319	325.8	1:18:37.880
36	1	3:43.825	B 34.368	1:22.392	1:47.065	322.0	4:04:46.052	12	2	8:18.341	4:55.378	1:29.984	1:52.979	307.3	1:26:56.221
37	3	4:52:20.509	...	1:24.295	1:41.614	321.0	5:50:06.561	13	2	4:00.115	38.231	1:27.255	1:54.629	322.0	1:30:56.336
38	3	3:36.379	33.798	1:23.244	1:39.337	322.0	5:53:42.940	14	2	5:55.040	1:26.119	2:40.573	1:48.348	79.2	1:36:51.376
39	3	4:52.769	33.864	1:21.598	2:57.307	324.9	5:58:35.709	15	2	3:50.054	36.988	1:25.570	1:47.496	322.0	1:40:41.430
40	3	4:31.106	1:25.484	1:26.713	1:38.909	316.3	6:03:06.815	16	2	3:52.714	37.366	1:28.038	1:47.310	248.7	1:44:34.144
41	3	3:34.005	33.774	1:21.328	1:38.903	323.9	6:06:40.820	17	2	4:01.376	B 36.765	1:25.572	1:59.039	322.0	1:48:35.520
42	3	3:34.807	34.000	1:21.713	1:39.094	323.9	6:10:15.627	18	2	24:57.512	...	1:30.950	1:52.247	276.0	2:13:33.032
43	3	3:33.668	34.192	1:21.447	1:38.029	325.8	6:13:49.295	19	2	4:20.109	1:07.732	1:26.261	1:46.116	321.0	2:17:53.141
44	3	3:39.318	34.188	1:22.193	1:42.937	328.8	6:17:28.613	20	2	3:50.746	37.275	1:28.539	1:44.932	327.8	2:21:43.887
45	3	3:38.559	34.675	1:21.387	1:42.497	325.8	6:21:07.172	21	2	3:52.786	B 36.207	1:25.190	1:51.389	323.9	2:25:36.673
46	3	3:41.867	B 34.837	1:21.689	1:45.341	324.9	6:24:49.039	22	1	23:34.537	B ...	5:47.681	5:31.102	58.1	2:49:11.210
47	2	19:19.260	...	2:40.393	1:40.703	79.2	6:44:08.299	23	1	33:47.947	...	1:33.205	1:55.170	270.4	3:22:59.157
48	2	3:39.296	34.330	1:23.076	1:41.890	322.9	6:47:47.595	24	1	3:57.369	38.324	1:27.681	1:51.364	318.2	3:26:56.526
49	2	3:35.908	34.576	1:22.476	1:38.856	314.5	6:51:23.503	25	1	3:57.600	39.438	1:28.294	1:49.868	316.3	3:30:54.126
50	2	3:33.284	33.579	1:21.545	1:38.160	324.9	6:54:56.787	26	1	3:53.621	38.069	1:26.526	1:49.026	321.0	3:34:47.747
51	2	3:44.302	B 34.705	1:23.429	1:46.168	316.3	6:58:41.089	27	1	3:55.122	38.004	1:27.964	1:49.154	323.9	3:38:42.869
52	1	6:01.597	2:57.626	1:23.701	1:40.270	321.0	7:04:42.686	28	1	3:55.306	38.810	1:27.973	1:48.523	322.0	3:42:38.175
53	1	3:36.967	34.224	1:23.300	1:39.443	325.8	7:08:19.653	29	1	3:56.876	39.596	1:27.163	1:50.117	324.9	3:46:35.051
54	1	3:43.475	B 34.722	1:21.979	1:46.774	325.8	7:12:03.128	30	1	3:59.795	37.330	1:27.339	1:55.126	310.9	3:50:34.846
55	1	6:49.792	3:43.864	1:23.114	1:42.814	322.0	7:18:52.920	31	1	4:28.817	37.590	1:27.332	2:23.895	322.0	3:55:03.663
56	1	3:34.619	34.403	1:22.314	1:37.902	310.9	7:22:27.539	32	1	3:54.995	38.175	1:25.779	1:51.041	322.0	3:58:58.658
57	1	3:36.500	34.360	1:22.839	1:39.301	315.4	7:26:04.039	33	1	3:59.132	B 37.492	1:25.902	1:55.738	304.7	4:02:57.790
58	1	3:36.085	34.062	1:21.396	1:40.627	326.8	7:29:40.124	34	1	11:28.966	...	1:28.901	1:47.474	312.7	5:14:26.756
59	1	4:59.371	35.104	2:39.679	1:44.588	324.9	7:34:39.495	35	1	3:51.244	37.763	1:25.269	1:48.212	324.9	5:18:18.000
60	1	3:36.584	34.686	1:23.191	1:38.707	323.9	7:38:16.079	36	1	4:36.644	38.034	1:35.590	2:23.020	328.8	5:22:54.644
61	1	3:35.086	34.349	1:21.769	1:38.968	324.9	7:41:51.165	37	1	7:20.859	B 40.464	2:57.634	3:42.761	122.4	5:30:15.503
62	1	3:36.365	34.328	1:22.184	1:39.853	327.8	7:45:27.530	38	1	6:14.943	1:09.890	2:38.366	2:26.687	163.7	5:36:30.446
63	1	3:37.527	35.330	1:21.639	1:40.558	323.9	7:49:05.057	39	1	3:54.137	38.188	1:27.166	1:48.783	322.9	5:40:24.583
64	1	3:46.433	B 36.393	1:23.279	1:46.761	322.0	7:52:51.490	40	1	5:07.329	38.506	1:30.118	2:58.705	322.9	5:45:31.912
65	1	5:16.869	B 1:25.322	1:22.620	2:28.927	323.9	7:58:08.359	41	1	3:52.137	38.000	1:27.172	1:46.965	323.9	5:49:24.049
66	2	17:48.043	...	1:24.339	2:17.539	261.3	8:15:56.402	42	1	3:55.057	37.547	1:28.899	1:48.611	325.8	5:53:19.106
67	2	4:11.888	35.180	1:21.406	2:15.302	323.9	8:20:08.290	43	1	4:40.131	B 37.031	1:25.610	2:37.490	323.9	5:57:59.237
68	2	3:31.332	33.626	1:20.529	1:37.177	325.8	8:23:39.622	44	3	8:24.129	5:13.701	1:24.774	1:45.654	323.9	6:06:23.366





FIA WEC

Official Test - 87^o Edition des 24 Heures du Mans

Test Session

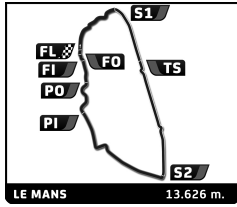
Sector Analysis



■ Personal Best ■ Session Best ■ Crossing the finish line in pit lane

Lap	D	Time	Sector 1	Sector 2	Sector 3	T. Spd	Elapsed	Lap	D	Time	Sector 1	Sector 2	Sector 3	T. Spd	Elapsed
45	3	3:40.054	34.743	1:22.829	1:42.482	328.8	6:10:03.420	24	3	30:56.060	...	1:25.849	1:43.524	298.8	3:36:07.374
46	3	3:43.616	34.457	1:22.069	1:47.090	326.8	6:13:47.036	25	3	3:50.402 B	35.640	1:25.205	1:49.557	299.7	3:39:57.776
47	3	3:38.914	34.149	1:22.307	1:42.458	328.8	6:17:25.950	26	3	4:39.017	1:34.158	1:24.096	1:40.763	324.9	3:44:36.793
48	3	3:38.477	34.407	1:21.783	1:42.287	326.8	6:21:04.427	27	3	3:39.770	36.074	1:23.593	1:40.103	322.9	3:48:16.563
49	3	3:36.371	34.679	1:22.058	1:39.634	325.8	6:24:40.798	28	3	4:30.120	34.707	1:22.735	2:32.678	324.9	3:52:46.683
50	3	3:48.065 B	34.672	1:22.491	1:50.902	326.8	6:28:28.863	29	3	3:41.105	37.310	1:23.697	1:40.098	321.0	3:56:27.788
51	3	26:26.881	...	1:24.331	3:24.107	322.9	6:54:55.744	30	3	3:37.920	34.834	1:23.186	1:39.900	325.8	4:00:05.708
52	3	3:44.744	34.302	1:25.441	1:45.001	326.8	6:58:40.488	31	3	3:37.170	34.769	1:22.629	1:39.772	323.9	4:03:42.878
53	3	3:35.445	33.541	1:22.509	1:39.395	327.8	7:02:15.933	32	3	3:50.016 B	36.063	1:22.486	1:51.467	325.8	4:07:32.894
54	3	3:37.817	34.135	1:25.052	1:38.630	328.8	7:05:53.750	33	3	17:36.789 B	...	2:11.343	2:46.585	226.3	5:25:09.683
55	3	3:34.322	34.420	1:21.581	1:38.321	328.8	7:09:28.072	34	3	14:26.786	...	1:26.101	1:42.292	315.4	5:39:36.469
56	3	7:33.907 B	4:17.657	1:25.125	1:51.125	322.0	7:17:01.979	35	3	4:58.335	35.021	1:25.184	2:58.130	321.0	5:44:34.804
57	2	12:27.627	9:16.228	1:26.507	1:44.892	312.7	7:29:29.606	36	3	3:48.240 B	35.511	1:23.763	1:48.966	299.7	5:48:23.044
58	2	5:09.887	35.301	2:33.293	2:01.293	327.8	7:34:39.493	37	3	6:34.620	3:26.168	1:25.265	1:43.187	292.4	5:54:57.664
59	2	3:46.611	37.615	1:24.670	1:44.326	323.9	7:38:26.104	38	3	6:06.512 B	34.729	2:11.170	3:20.613	323.9	6:01:04.176
60	2	3:43.203	35.401	1:23.552	1:44.250	310.0	7:42:09.307	39	2	6:11.684	3:04.495	1:24.871	1:42.318	319.1	6:07:15.860
61	2	3:43.683	36.364	1:23.284	1:44.035	330.8	7:45:52.990	40	2	3:51.213	35.633	1:23.614	1:51.966	322.9	6:11:07.073
62	2	3:43.443	35.767	1:24.508	1:43.168	326.8	7:49:36.433	41	2	3:55.594 B	39.495	1:26.293	1:49.806	309.1	6:15:02.667
63	2	3:39.946	35.536	1:23.247	1:41.163	330.8	7:53:16.379	42	2	4:59.927	1:54.529	1:24.764	1:40.634	314.5	6:20:02.594
64	2	4:41.119 B	34.581	1:22.440	2:44.098	330.8	7:57:57.498	43	2	3:44.334	36.726	1:24.310	1:43.298	322.0	6:23:46.928
65	1	19:09.473 B	...	1:30.996	2:48.804	306.5	8:17:06.971	44	2	3:43.666	35.369	1:22.414	1:45.883	326.8	6:27:30.594
66	1	5:35.316	2:17.767	1:27.118	1:50.431	322.9	8:22:42.287	45	2	3:38.165	34.595	1:23.442	1:40.128	310.0	6:31:08.759
67	1	3:54.744	40.713	1:26.425	1:47.606	323.9	8:26:37.031	46	2	3:39.846	34.475	1:22.317	1:43.054	324.9	6:34:48.605
68	1	3:47.927	37.196	1:24.931	1:45.800	323.9	8:30:24.958	47	2	4:50.637	35.766	2:32.363	1:42.508	77.8	6:39:39.242
69	1	3:47.765	36.481	1:24.804	1:46.480	324.9	8:34:12.723	48	2	5:10.745 B	36.059	2:43.724	1:50.962	79.0	6:44:49.987
70	1	3:44.436	36.207	1:24.198	1:44.031	327.8	8:37:57.159	49	1	7:54.169	4:45.235	1:24.879	1:44.055	321.0	6:52:44.156
71	1	3:48.315	37.025	1:24.336	1:46.954	325.8	8:41:45.474	50	1	3:42.318	35.283	1:23.845	1:43.190	322.0	6:56:26.474
72	1	10:03.417	37.387	1:24.150	8:01.880	323.9	8:51:48.891	51	1	3:44.034	36.065	1:23.022	1:44.947	327.8	7:00:10.508
73	1	3:49.134	37.219	1:25.284	1:46.631	326.8	8:55:38.025	52	1	3:41.307	36.128	1:23.401	1:41.778	323.9	7:03:51.815
74	1	3:57.178	38.017	1:32.277	1:46.884	294.8	8:59:35.203	53	1	3:46.247 B	35.668	1:22.618	1:47.961	325.8	7:07:38.062
75	1	3:49.594	37.020	1:25.962	1:46.612	321.0	9:03:24.797	54	1	4:59.284	1:47.539	1:25.868	1:45.877	315.4	7:12:37.346
50 Larbre Competition								Ligier JSP217 - Gibson							
1. Ervin CREED								3. Nicholas BOULLE							
2. Romano RICCI								4. Christian PHILIPPON							
1	2	6:29.678 B	2:41.278	1:34.925	2:13.475	228.2	6:29.678	56	1	4:10.186	1:06.452	1:22.985	1:40.749	322.9	7:16:47.532
2	2	10:43.312	...	1:27.131	1:45.192	303.9	1:17:12.990	57	1	3:38.095	35.467	1:22.497	1:40.131	323.9	7:20:25.627
3	2	3:43.212	37.476	1:23.910	1:41.826	318.2	1:20:56.202	58	1	3:43.924	34.729	1:23.328	1:45.867	327.8	7:24:09.551
4	2	3:41.794	34.721	1:24.796	1:42.277	294.0	1:24:37.996	59	4	10:39.925	7:04.118	1:38.426	1:57.381	219.9	7:38:35.309
5	2	3:53.981 B	35.990	1:24.596	1:53.395	316.3	1:28:31.977	60	4	4:03.323	39.948	1:31.129	1:52.246	256.4	7:42:38.632
6	2	9:56.813	6:46.794	1:26.780	1:43.239	295.6	1:38:28.790	61	4	4:00.678	39.488	1:29.487	1:51.703	305.6	7:46:39.310
7	2	3:43.095	35.700	1:24.688	1:42.707	317.2	1:42:11.885	62	4	3:59.203	38.179	1:28.826	1:52.198	289.3	7:50:38.513
8	2	3:43.270	35.225	1:25.580	1:42.465	302.2	1:45:55.155	63	4	3:57.516	37.816	1:28.263	1:51.437	298.8	7:54:36.029
9	2	3:43.847	36.105	1:23.719	1:44.023	322.0	1:49:39.002	64	4	6:33.686 B	38.211	2:45.078	3:10.397	306.5	8:01:09.715
10	2	3:52.762 B	37.637	1:24.055	1:51.070	324.9	1:53:31.764	65	4	15:14.543	...	1:29.118	2:30.262	267.8	8:16:24.258
11	1	20:11.464	...	1:35.051	1:58.760	242.6	2:13:43.228	66	4	4:26.567	38.144	1:28.683	2:19.740	295.6	8:20:50.825
12	1	4:25.666	1:06.225	1:27.805	1:51.636	322.9	2:18:08.894	67	4	4:11.467 B	38.618	1:28.744	2:04.105	284.7	8:25:02.292
13	1	3:54.651	37.237	1:27.562	1:49.852	322.0	2:22:03.545	68	3	6:11.382	3:05.432	1:24.808	1:41.142	321.0	8:31:13.674
14	1	3:53.460	37.947	1:26.056	1:49.457	322.0	2:25:57.005	69	3	3:46.621 B	34.774	1:23.035	1:48.812	322.0	8:35:00.295
15	1	4:00.667	36.614	1:26.162	1:57.891	295.6	2:29:57.672	70	3	4:54.611	1:43.531	1:24.136	1:46.944	323.9	8:39:54.906
16	1	4:10.441	36.472	1:25.857	2:08.112	320.1	2:34:08.113	71	3	3:35.807	34.489	1:22.249	1:39.069	324.9	8:43:30.713
17	1	3:47.705	36.894	1:25.684	1:45.127	327.8	2:37:55.818	72	3	3:53.996	37.431	1:25.995	1:50.570	327.8	8:47:24.709
18	1	3:55.482 B	36.166	1:24.565	1:54.751	322.9	2:41:51.300	73	3	4:04.550	35.752	1:46.041	1:42.757	322.9	8:51:29.259
19	3	7:23.553	4:10.113	1:27.187	1:46.253	314.5	2:49:14.853	74	3	3:38.124	34.514	1:22.229	1:41.381	325.8	8:55:07.383
20	3	4:22.962	36.879	1:25.457	2:20.626	321.0	2:53:37.815	75	3	3:35.457	34.223	1:22.312	1:38.922	320.1	8:58:42.840
21	3	3:49.657	37.973	1:24.827	1:46.857	322.9	2:57:27.472	76	3	3:49.442 B	34.569	1:22.282	1:52.591	324.9	9:02:32.282
22	3	3:43.099	35.706	1:24.601	1:42.792	320.1	3:01:10.571	51 AF Corse							
23	3	4:00.743 B	37.237	1:29.881	1:53.625	318.2	3:05:11.314	Ferrari 488 GTE EVO							
								1. Alessandro PIER GUIDI							
								2. James CALADO							
								3. Daniel SERRA							
								LMGTE Pro							
1	1	44:41.532 B	...	1:47.620	2:08.729	168.8	44:41.532								





FIA WEC Official Test - 87^o Edition des 24 Heures du Mans Test Session

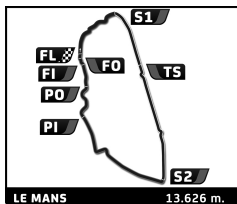
Sector Analysis



■ Personal Best ■ Session Best ■ Crossing the finish line in pit lane

Lap	D	Time	Sector 1	Sector 2	Sector 3	T. Spd	Elapsed	Lap	D	Time	Sector 1	Sector 2	Sector 3	T. Spd	Elapsed
2	1	6:32.099	2:55.107	1:39.081	1:57.911	225.4	51:13.631	59	3	4:11.110	50.637	1:31.756	1:48.717	287.7	7:17:55.548
3	1	4:18.128 B	38.731	1:37.204	2:02.193	244.8	55:31.759	60	3	3:54.502	37.194	1:29.928	1:47.380	290.0	7:21:50.050
4	1	5:21.814	1:52.715	1:34.994	1:54.105	267.8	1:00:53.573	61	3	3:54.548	36.753	1:29.738	1:48.057	290.8	7:25:44.598
5	1	4:02.498	38.029	1:33.169	1:51.300	274.6	1:04:56.071	62	3	4:05.890 B	38.250	1:31.189	1:56.451	289.3	7:29:50.488
6	1	4:08.043 B	37.581	1:33.081	1:57.381	290.8	1:09:04.114	63	1	6:45.776	3:15.614	1:39.491	1:50.671	286.9	7:36:36.264
7	1	5:50.468	2:23.820	1:33.193	1:53.455	287.7	1:14:54.582	64	1	3:58.464	37.217	1:30.769	1:50.478	289.3	7:40:34.728
8	1	4:03.245	38.177	1:32.585	1:52.483	291.6	1:18:57.827	65	1	3:55.954	37.300	1:30.623	1:48.031	289.3	7:44:30.682
9	1	3:58.844	37.401	1:31.813	1:49.630	287.7	1:22:56.671	66	1	4:03.599 B	37.095	1:31.144	1:55.360	288.5	7:48:34.281
10	1	3:59.921	37.187	1:31.809	1:50.925	290.0	1:26:56.592	67	1	5:33.478	2:14.018	1:31.195	1:48.265	287.7	7:54:07.759
11	1	4:45.834 B	38.927	1:33.975	2:32.932	289.3	1:31:42.426	68	1	4:12.046 B	37.144	1:31.068	2:03.834	290.8	7:58:19.805
12	1	9:56.654	6:28.828	1:35.385	1:52.441	278.8	1:41:39.080	69	1	26:53.140	...	1:32.882	1:52.287	267.8	8:25:12.945
13	1	3:59.929	37.657	1:32.570	1:49.702	290.8	1:45:39.009	70	1	3:55.114	37.126	1:30.202	1:47.786	289.3	8:29:08.059
14	1	3:59.013	37.382	1:31.114	1:50.517	292.4	1:49:38.022	71	1	4:05.842 B	37.989	1:31.397	1:56.456	290.0	8:33:13.901
15	1	4:07.677 B	38.025	1:31.455	1:58.197	296.4	1:53:45.699	72	1	5:52.192	2:33.084	1:30.880	1:48.228	286.2	8:39:06.093
16	1	21:05.176 B	...	1:32.297	1:59.687	288.5	2:14:50.875	73	1	3:58.148	36.997	1:30.586	1:50.565	289.3	8:43:04.241
17	1	5:59.789	2:37.617	1:31.702	1:50.470	290.0	2:20:50.664	74	1	3:56.512	36.887	1:31.324	1:48.301	286.9	8:47:00.753
18	1	3:56.512	36.929	1:30.753	1:48.830	294.0	2:24:47.176	75	1	4:29.769	37.036	2:02.325	1:50.408	288.5	8:51:30.522
19	1	4:05.337 B	36.996	1:30.635	1:57.706	291.6	2:28:52.513	76	1	3:56.459	37.383	1:30.932	1:48.144	294.8	8:55:26.981
20	3	6:22.616	2:57.108	1:32.622	1:52.886	289.3	2:35:15.129	77	1	3:55.371	37.215	1:30.010	1:48.146	295.6	8:59:22.352
21	3	3:59.286	37.477	1:31.423	1:50.386	292.4	2:39:14.415	78	1	3:56.157	37.394	1:30.711	1:48.052	287.7	9:03:18.509
22	3	3:58.582	38.168	1:30.912	1:49.502	291.6	2:43:12.997	54 Spirit of Race 1.Thomas FLOHR 2.Francesco CASTELLACCI 3.Giancarlo FISICHELLA Ferrari F488 GTE LMGT Am							
23	3	3:57.215	37.273	1:30.767	1:49.175	290.8	2:47:10.212								
24	3	3:58.213	37.065	1:30.653	1:50.495	293.2	2:51:08.425	1	2	7:35.561 B	3:32.387	1:50.249	2:12.925	186.8	7:35.561
25	3	4:04.434 B	37.239	1:30.617	1:56.578	291.6	2:55:12.859	2	2	5:51.359	2:15.072	1:38.580	1:57.707	218.1	13:26.920
26	3	8:03.942	4:44.038	1:31.172	1:48.732	289.3	3:03:16.801	3	2	4:06.177	39.017	1:34.345	1:52.815	283.2	17:33.097
27	3	3:55.922	36.950	1:30.577	1:48.395	291.6	3:07:12.723	4	2	4:06.557	38.572	1:35.031	1:52.954	273.9	21:39.654
28	3	3:56.594	37.036	1:30.638	1:48.920	290.8	3:11:09.317	5	2	4:01.036	37.611	1:32.840	1:50.585	285.4	25:40.690
29	3	4:02.662 B	36.917	1:30.025	1:55.720	291.6	3:15:11.979	6	2	4:02.222	37.751	1:32.890	1:51.581	286.2	29:42.912
30	3	5:37.920	2:16.252	1:31.447	1:50.221	289.3	3:20:49.899	7	2	4:02.520	37.743	1:32.957	1:51.820	288.5	33:45.432
31	3	4:01.618	38.554	1:31.378	1:51.686	290.0	3:24:51.517	8	2	4:10.158 B	37.781	1:33.259	1:59.118	286.9	37:55.590
32	3	3:57.508	37.191	1:30.804	1:49.513	290.8	3:28:49.025	9	1	7:37.574	3:50.062	1:42.092	2:05.420	233.7	45:33.164
33	3	3:56.671	37.262	1:30.917	1:48.492	291.6	3:32:45.696	10	1	4:19.017	40.916	1:38.152	1:59.949	261.9	49:52.181
34	3	4:04.024 B	38.095	1:30.448	1:55.481	291.6	3:36:49.720	11	1	4:12.596	39.963	1:35.772	1:56.861	285.4	54:04.777
35	2	5:12.803	1:49.164	1:33.255	1:50.384	283.2	3:42:02.523	12	1	4:10.159	39.145	1:34.912	1:56.102	284.7	58:14.936
36	2	4:04.336	38.108	1:31.575	1:54.653	289.3	3:46:06.859	13	1	4:09.311	38.903	1:34.545	1:55.863	284.7	1:02:24.247
37	2	3:59.898	37.471	1:30.845	1:51.582	289.3	3:50:06.757	14	1	4:08.216	39.071	1:34.358	1:54.787	286.2	1:06:32.463
38	2	4:49.776	37.371	1:30.885	2:41.520	289.3	3:54:56.533	15	1	4:06.834	38.356	1:34.109	1:54.369	286.2	1:10:39.297
39	2	4:00.403	37.832	1:30.274	1:52.297	296.4	3:58:56.936	16	1	4:13.107	39.404	1:35.720	1:57.983	257.6	1:14:52.404
40	2	3:56.073	37.173	1:30.287	1:48.613	290.8	4:02:53.009	17	1	4:06.810	38.476	1:34.766	1:53.568	286.9	1:18:59.214
41	2	4:06.618 B	37.634	1:31.774	1:57.210	290.8	4:06:59.627	18	1	4:12.532 B	38.149	1:33.856	2:00.527	286.9	1:23:11.746
42	2	:41:03.798	...	1:35.073	1:51.068	224.9	5:48:03.425	19	3	7:08.675	3:42.581	1:34.148	1:51.946	282.5	1:30:20.421
43	2	3:55.285	37.064	1:30.290	1:47.931	289.3	5:51:58.710	20	3	6:18.266	1:02.703	3:20.563	1:55.000	79.6	1:36:38.687
44	2	3:57.445	37.098	1:30.791	1:49.556	290.8	5:55:56.155	21	3	4:01.584	38.141	1:32.817	1:50.626	286.2	1:40:40.271
45	2	6:22.785 B	37.080	3:49.034	1:56.671	79.3	6:02:18.940	22	3	4:00.869	37.468	1:33.424	1:49.977	286.2	1:44:41.140
46	2	5:43.253	2:14.544	1:32.595	1:56.114	290.0	6:08:02.193	23	3	3:59.523	37.693	1:31.682	1:50.148	288.5	1:48:40.663
47	2	4:03.245 B	36.972	1:30.081	1:56.192	290.8	6:12:05.438	24	3	4:04.879	37.384	1:31.750	1:55.745	286.9	1:52:45.542
48	2	6:35.808	3:14.638	1:32.240	1:48.930	290.0	6:18:41.246	25	3	6:53.979 B	37.211	1:47.920	4:28.848	287.7	1:59:39.521
49	2	3:54.497	36.767	1:29.922	1:47.808	290.0	6:22:35.743	26	1	14:57.019	...	1:40.091	2:06.338	263.9	2:14:36.540
50	2	3:55.385	36.895	1:30.347	1:48.143	289.3	6:26:31.128	27	1	4:43.963	1:08.426	1:38.814	1:56.723	230.7	2:19:20.503
51	2	3:55.715	37.048	1:30.601	1:48.066	291.6	6:30:26.843	28	1	4:03.255	37.875	1:33.467	1:51.913	288.5	2:23:23.758
52	2	4:04.042 B	37.280	1:30.669	1:56.093	290.8	6:34:30.885	29	1	4:02.046	38.012	1:32.470	1:51.564	286.9	2:27:25.804
53	3	7:56.851	3:23.792	2:43.765	1:49.294	79.3	6:42:27.736	30	1	5:11.947	38.537	1:33.142	3:00.268	288.5	2:32:37.751
54	3	4:01.150	37.064	1:31.216	1:52.870	291.6	6:46:28.886	31	1	4:01.978	37.791	1:32.267	1:51.920	290.0	2:36:39.729
55	3	3:55.060	36.908	1:30.129	1:48.023	290.8	6:50:23.946	32	1	4:05.675	39.690	1:32.642	1:53.343	290.0	2:40:45.404
56	3	4:09.744 B	37.126	1:30.822	2:01.796	291.6	6:54:33.690	33	1	4:02.061	37.976	1:32.374	1:51.709	287.7	2:44:47.465
57	3	15:11.302	...	1:32.636	1:49.697	283.9	7:09:44.992	34	1	4:05.834	40.178	1:32.231	1:53.422	289.3	2:48:53.299
58	3	3:59.446	37.129	1:31.527	1:50.790	288.5	7:13:44.438								





FIA WEC Official Test - 87^e Edition des 24 Heures du Mans Test Session

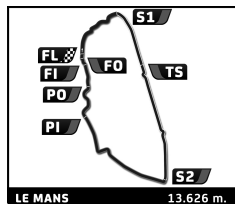


Sector Analysis

Personal Best Session Best B Crossing the finish line in pit lane

Table with columns: Lap, D, Time, Sector 1, Sector 2, Sector 3, T. Spd, Elapsed. Contains two main sections of data for different teams and drivers.





FIA WEC Official Test - 87^e Edition des 24 Heures du Mans

Test Session

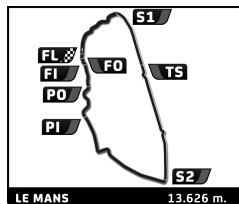
Sector Analysis



Personal Best Session Best B Crossing the finish line in pit lane

Lap	D	Time	Sector 1	Sector 2	Sector 3	T. Spd	Elapsed	Lap	D	Time	Sector 1	Sector 2	Sector 3	T. Spd	Elapsed		
19	1	4:19.764	42.152	1:37.320	2:00.292	282.5	1:29:21.436	76	2	3:57.335	37.121	1:31.635	1:48.579	286.9	7:46:23.480		
20	1	6:34.021	41.423	3:30.113	2:22.485	79.7	1:35:55.457	77	2	4:05.476	B	37.328	1:32.433	1:55.715	284.7	7:50:28.956	
21	1	4:21.519	41.305	1:37.960	2:02.254	287.7	1:40:16.976	78	3	6:02.903		2:33.518	1:32.608	1:56.777	285.4	7:56:31.859	
22	1	4:20.384	42.414	1:37.116	2:00.854	283.2	1:44:37.360	79	3	7:13.190	B	39.165	3:04.138	3:29.887	114.2	8:03:45.049	
23	1	4:26.463	43.287	1:37.058	2:06.118	284.7	1:49:03.823	80	1	12:30.137		8:26.157	1:36.648	2:27.332	267.1	8:16:15.186	
24	1	4:20.346	42.545	1:36.734	2:01.067	284.7	1:53:24.169	81	1	4:25.458		39.377	1:34.122	2:11.959	286.9	8:20:40.644	
25	1	8:28.358	B	40.648	3:13.232	4:34.478	284.7	2:01:52.527	82	1	4:14.740		41.669	1:34.550	1:58.521	286.9	8:24:55.384
26	1	14:15.919		...	1:36.937	1:59.460	282.5	2:16:08.446	83	1	4:08.342		39.968	1:33.457	1:54.917	288.5	8:29:03.726
27	1	4:14.524	41.141	1:35.695	1:57.688	285.4	2:20:22.970	84	1	4:12.967		39.633	1:35.770	1:57.564	286.9	8:33:16.693	
28	1	4:11.915	39.875	1:35.016	1:57.024	285.4	2:24:34.885	85	1	4:06.681		39.464	1:33.720	1:53.497	284.7	8:37:23.374	
29	1	4:11.497	39.866	1:34.837	1:56.794	284.7	2:28:46.382	86	1	4:05.598		39.685	1:33.228	1:52.685	285.4	8:41:28.972	
30	1	5:34.271	B	39.773	1:37.726	3:16.772	281.0	2:34:20.653	87	1	4:06.396		39.599	1:34.501	1:52.296	286.2	8:45:35.368
31	3	6:37.960		3:07.529	1:35.245	1:55.186	284.7	2:40:58.613	88	1	4:53.889		38.646	2:14.208	2:01.035	283.9	8:50:29.257
32	3	4:09.184		38.625	1:37.274	1:53.285	286.9	2:45:07.797	89	1	4:02.826		38.256	1:32.594	1:51.976	286.2	8:54:32.083
33	3	4:33.035	B	38.009	1:39.917	2:15.109	216.8	2:49:40.832	90	1	4:08.527		40.197	1:33.556	1:54.774	285.4	8:58:40.610
34	3	9:20.584		5:50.706	1:34.277	1:55.601	286.2	2:59:01.416	91	1	4:05.207		38.624	1:32.795	1:53.788	286.9	9:02:45.817
35	3	4:01.426		37.728	1:32.487	1:51.211	288.5	3:03:02.842	60 Kessel Racing 1. Claudio SCHIAVONI 3. Sergio PIANEZZOLA Ferrari F488 GTE 2. Andrea PICCINI LMGT E Am								
36	3	4:00.564		37.964	1:32.313	1:50.287	286.9	3:07:03.406									
37	3	3:59.625		37.705	1:32.172	1:49.748	284.7	3:11:03.031	1	2	15:09.931	B	...	2:05.338	2:23.984	179.7	15:09.931
38	3	4:01.247		37.338	1:32.183	1:51.726	290.0	3:15:04.278	2	2	8:46.143		4:43.426	1:54.106	2:08.611	213.4	23:56.074
39	3	4:08.736	B	37.568	1:32.214	1:58.954	286.9	3:19:13.014	3	2	4:16.913		40.536	1:38.578	1:57.799	243.6	28:12.987
40	3	7:21.774		3:51.569	1:33.879	1:56.326	281.0	3:26:34.788	4	2	4:07.498		39.024	1:34.477	1:53.997	289.3	32:20.485
41	3	4:00.732		37.818	1:32.281	1:50.633	284.7	3:30:35.520	5	2	4:03.587		38.335	1:33.289	1:51.963	290.0	36:24.072
42	3	4:01.540		37.621	1:32.371	1:51.548	284.7	3:34:37.060	6	2	4:03.349		38.190	1:32.661	1:52.498	287.7	40:27.421
43	3	4:05.929	B	37.673	1:32.015	1:56.241	286.2	3:38:42.989	7	2	4:06.656		38.015	1:33.564	1:55.077	288.5	44:34.077
44	2	5:58.865		2:33.060	1:34.232	1:51.573	284.7	3:44:41.854	8	2	4:24.052	B	39.576	1:36.382	2:08.094	286.9	48:58.129
45	2	4:01.078		37.620	1:32.238	1:51.220	287.7	3:48:42.932	9	2	23:30.933	B	...	1:36.003	2:08.699	269.8	1:12:29.062
46	2	5:10.703		37.380	1:33.522	2:59.801	285.4	3:53:53.635	10	2	25:13.231		...	1:38.713	1:53.979	240.4	1:37:42.293
47	2	3:59.815		37.529	1:31.952	1:50.334	285.4	3:57:53.450	11	2	4:05.333		38.876	1:34.166	1:52.291	285.4	1:41:47.626
48	2	3:59.885		37.825	1:31.898	1:50.162	286.9	4:01:53.335	12	2	4:01.348		38.157	1:32.225	1:50.966	290.0	1:45:48.974
49	2	4:08.147	B	38.415	1:32.275	1:57.457	286.2	4:06:01.482	13	2	4:09.595	B	37.700	1:31.903	1:59.992	292.4	1:49:58.569
50	1	:34:13.134		...	1:37.715	2:04.972	281.7	5:40:14.616	14	3	23:53.176		...	1:35.368	1:59.432	283.9	2:13:51.745
51	1	5:27.648		41.209	1:38.231	3:08.208	284.7	5:45:42.264	15	3	4:35.847		1:08.649	1:34.414	1:52.784	271.1	2:18:27.592
52	1	4:14.130		39.746	1:35.178	1:59.206	281.0	5:49:56.394	16	3	4:05.599		38.658	1:34.022	1:52.919	287.7	2:22:33.191
53	1	4:34.486	B	42.705	1:40.364	2:11.417	245.9	5:54:30.880	17	3	4:08.507		38.738	1:32.899	1:56.870	290.0	2:26:41.698
54	1	10:16.946		6:44.555	1:35.508	1:56.883	283.9	6:04:47.826	18	3	5:13.644		39.170	1:33.985	3:00.489	287.7	2:31:55.342
55	1	4:14.803		40.535	1:36.643	1:57.625	283.2	6:09:02.629	19	3	4:05.298		38.451	1:33.203	1:53.644	288.5	2:36:00.640
56	1	4:16.541		40.134	1:36.954	1:59.453	283.2	6:13:19.170	20	3	4:04.915		38.422	1:33.793	1:52.700	289.3	2:40:05.555
57	1	4:09.072		39.615	1:34.576	1:54.881	283.2	6:17:28.242	21	3	4:06.568		40.105	1:33.996	1:52.467	283.9	2:44:12.123
58	1	4:09.515		39.909	1:34.575	1:55.031	283.2	6:21:37.757	22	3	4:03.713		38.475	1:33.245	1:51.993	289.3	2:48:15.836
59	1	4:10.366		39.289	1:35.555	1:55.522	283.2	6:25:48.123	23	3	5:23.664	B	...	2:32.854	284.7	2:53:39.500	
60	1	4:12.378		42.952	1:34.685	1:54.741	283.2	6:30:00.501	24	1	12:40.596	B	8:08.791	2:01.279	2:30.526	206.1	3:06:20.096
61	1	4:07.902		39.566	1:34.414	1:53.922	278.8	6:34:08.403	25	1	6:19.886		2:33.330	1:41.653	2:04.903	285.4	3:12:39.982
62	1	4:18.549	B	39.699	1:33.813	2:05.037	284.7	6:38:26.952	26	1	4:29.009		44.089	1:40.120	2:04.800	281.7	3:17:08.991
63	2	7:42.544		3:16.782	2:34.567	1:51.195	79.6	6:46:09.496	27	1	4:24.338		42.435	1:38.280	2:03.623	283.2	3:21:33.329
64	2	4:02.385		37.471	1:32.639	1:52.275	284.7	6:50:11.881	28	1	4:24.949		43.751	1:38.830	2:02.368	283.2	3:25:58.278
65	2	4:07.431	B	37.899	1:32.481	1:57.051	286.9	6:54:19.312	29	1	4:19.360		42.869	1:36.665	1:59.826	285.4	3:30:17.638
66	2	5:51.898		2:27.183	1:31.484	1:53.231	289.3	7:00:11.210	30	1	4:19.959		41.773	1:36.950	2:01.236	277.4	3:34:37.597
67	2	4:00.231		38.791	1:32.299	1:49.141	288.5	7:04:11.441	31	1	4:22.313		41.155	1:36.868	2:04.290	286.9	3:38:59.910
68	2	3:59.423		37.611	1:32.655	1:49.157	286.2	7:08:10.864	32	1	4:22.397		42.381	1:39.164	2:00.852	275.3	3:43:22.307
69	2	4:00.871		37.390	1:31.832	1:51.649	285.4	7:12:11.735	33	1	4:19.491		41.867	1:36.401	2:01.223	286.2	3:47:41.798
70	2	4:31.171		1:08.811	1:32.486	1:49.874	284.7	7:16:42.906	34	1	4:54.033	B	42.459	1:36.874	2:34.700	285.4	3:52:35.831
71	2	3:59.789		37.734	1:32.067	1:49.988	286.9	7:20:42.695	35	2	:51:19.609		...	1:36.918	3:00.994	252.2	5:43:55.440
72	2	3:59.719		37.512	1:31.780	1:50.427	286.9	7:24:42.414	36	2	3:59.000		37.404	1:32.131	1:49.465	283.9	5:47:54.440
73	2	4:05.309	B	37.801	1:32.111	1:55.397	286.9	7:28:47.723	37	2	3:58.735		37.446	1:31.581	1:49.708	288.5	5:51:53.175
74	2	9:39.093		6:11.509	1:35.188	1:52.396	282.5	7:38:26.816	38	2	4:09.273	B	37.997	1:31.551	1:59.725	286.9	5:56:02.448
75	2	3:59.329		37.779	1:31.484	1:50.066	286.9	7:42:26.145									





FIA WEC Official Test - 87^e Edition des 24 Heures du Mans Test Session

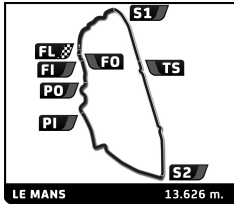
Sector Analysis



■ Personal Best ■ Session Best ■ Crossing the finish line in pit lane

Lap	D	Time	Sector 1	Sector 2	Sector 3	T. Spd	Elapsed	Lap	D	Time	Sector 1	Sector 2	Sector 3	T. Spd	Elapsed
39	1	10:41.038	7:04.272	1:36.842	1:59.924	274.6	6:06:43.486	20	1	12:37.313	9:04.731	1:37.514	1:55.068	283.2	1:47:45.886
40	1	4:21.574	41.938	1:37.368	2:02.268	255.7	6:11:05.060	21	1	4:08.504	39.490	1:35.073	1:53.941	280.3	1:51:54.390
41	1	4:17.140	41.133	1:35.862	2:00.145	283.9	6:15:22.200	22	1	6:44.955	38.119	1:35.719	4:31.117	283.2	1:58:39.345
42	1	4:14.325	40.967	1:34.845	1:58.513	285.4	6:19:36.525	23	1	15:11.300	...	1:34.669	2:00.048	281.7	2:13:50.645
43	1	4:12.830	40.036	1:35.672	1:57.122	283.9	6:23:49.355	24	1	4:35.129	1:09.322	1:33.906	1:51.901	286.9	2:18:25.774
44	1	4:13.390	40.104	1:34.722	1:58.564	285.4	6:28:02.745	25	1	4:03.362	37.708	1:33.137	1:52.517	284.7	2:22:29.136
45	1	4:10.484	40.162	1:34.794	1:55.528	278.8	6:32:13.229	26	1	4:04.023	38.409	1:33.672	1:51.942	288.5	2:26:33.159
46	1	4:11.397	39.909	1:35.228	1:56.260	283.9	6:36:24.626	27	1	5:13.539	38.382	1:34.256	3:00.901	281.0	2:31:46.698
47	1	5:41.959	48.509	2:49.355	2:04.095	79.5	6:42:06.585	28	1	4:06.279	38.319	1:34.036	1:53.924	285.4	2:35:52.977
48	3	7:08.492	3:38.762	1:35.424	1:54.306	266.5	6:49:15.077	29	1	4:04.836	38.765	1:33.709	1:52.362	283.9	2:39:57.813
49	3	4:03.428	38.607	1:32.858	1:51.963	289.3	6:53:18.505	30	1	4:07.329	38.244	1:33.584	1:55.501	284.7	2:44:05.142
50	3	4:00.802	37.960	1:32.213	1:50.629	287.7	6:57:19.307	31	1	4:04.635	38.507	1:33.551	1:52.577	283.9	2:48:09.777
51	3	4:01.452	38.031	1:32.043	1:51.378	287.7	7:01:20.759	32	1	4:37.464	38.063	1:33.459	2:25.942	284.7	2:52:47.241
52	3	4:00.058	37.797	1:31.740	1:50.521	288.5	7:05:20.817	33	1	4:04.365	38.570	1:33.643	1:52.152	283.2	2:56:51.606
53	3	4:01.203	37.938	1:32.255	1:51.010	287.7	7:09:22.020	34	1	4:04.329	38.924	1:33.656	1:51.749	284.7	3:00:55.935
54	3	4:01.822	38.116	1:32.228	1:51.478	287.7	7:13:23.842	35	1	4:11.322	38.126	1:33.212	1:59.984	286.2	3:05:07.257
55	3	4:35.631	1:05.158	1:38.079	1:52.394	290.0	7:17:59.473	36	3	10:01.126	6:31.558	1:35.171	1:54.397	281.7	3:15:08.383
56	3	4:00.076	38.352	1:31.601	1:50.123	290.0	7:21:59.549	37	3	4:03.653	38.110	1:32.840	1:52.703	285.4	3:19:12.036
57	3	3:59.487	37.788	1:31.692	1:50.007	290.8	7:25:59.036	38	3	4:04.058	38.629	1:33.450	1:51.979	283.2	3:23:16.094
58	3	4:02.010	37.689	1:31.329	1:52.992	290.8	7:30:01.046	39	3	4:02.521	37.712	1:33.474	1:51.335	283.2	3:27:18.615
59	3	5:27.726	38.344	2:51.515	1:57.867	79.4	7:35:28.772	40	3	4:02.202	37.729	1:33.656	1:50.817	283.2	3:31:20.817
60	3	8:23.910	4:59.049	1:33.327	1:51.534	289.3	7:43:52.682	41	3	4:00.586	37.616	1:32.321	1:50.649	285.4	3:35:21.403
61	3	4:01.629	37.880	1:32.255	1:51.494	286.9	7:47:54.311	42	3	4:09.420	37.714	1:32.325	1:59.381	285.4	3:39:30.823
62	3	4:00.711	37.890	1:32.030	1:50.791	289.3	7:51:55.022	43	3	5:59.981	2:27.610	1:32.823	1:59.548	283.2	3:45:30.804
63	3	4:33.138	38.002	1:32.726	2:22.410	288.5	7:56:28.160	44	3	4:06.947	38.068	1:32.657	1:56.222	283.2	3:49:37.751
64	1	22:01.480	...	1:35.697	2:30.770	281.7	8:18:29.640	45	3	5:08.697	37.736	1:33.484	2:57.477	286.2	3:54:46.448
65	1	4:17.279	40.888	1:36.707	1:59.684	283.9	8:22:46.919	46	3	4:01.836	38.387	1:32.794	1:50.655	284.7	3:58:48.284
66	1	4:15.105	40.458	1:36.530	1:58.117	285.4	8:27:02.024	47	3	3:59.430	37.477	1:31.832	1:50.121	286.2	4:02:47.714
67	1	4:14.545	40.865	1:35.947	1:57.733	285.4	8:31:16.569	48	3	4:06.339	37.527	1:31.910	1:56.902	284.7	4:06:54.053
68	1	4:34.324	41.220	1:38.918	2:14.186	282.5	8:35:50.893	49	3	3:33.1993	...	1:41.832	1:58.333	210.9	5:40:26.046
69	2	11:01.907	7:27.062	1:37.750	1:57.095	259.4	8:46:52.800	50	3	5:15.216	38.421	1:34.256	3:02.539	284.7	5:45:41.262
70	2	4:38.865	37.690	2:07.376	1:53.799	286.9	8:51:31.665	51	3	4:00.645	38.224	1:32.099	1:50.322	287.7	5:49:41.907
71	2	3:58.796	38.216	1:31.501	1:49.079	276.0	8:55:30.461	52	3	4:45.023	37.562	1:38.206	2:29.255	286.9	5:54:26.930
72	2	3:57.733	37.240	1:30.852	1:49.641	291.6	8:59:28.194	53	3	10:24.855	6:58.730	1:34.279	1:51.846	283.2	6:04:51.785
73	2	4:12.193	38.861	1:31.619	2:01.713	288.5	9:03:40.387	54	3	4:04.741	37.725	1:35.973	1:51.043	277.4	6:08:56.526
61		Clearwater Racing		Ferrari F488 GTE		LMGTE Am									
		1.Luis PEREZ-COMPANC		3.Matteo CRESSONI											
		2.Matthew GRIFFIN													
1	2	8:57.049	5:11.091	1:40.223	2:05.735	219.0	8:57.049	55	3	4:02.186	37.472	1:32.375	1:52.339	289.3	6:12:58.712
2	2	6:27.693	2:54.826	1:36.600	1:56.267	265.1	15:24.742	56	3	4:00.080	37.940	1:31.956	1:50.184	285.4	6:16:58.792
3	2	4:08.884	38.972	1:35.710	1:54.202	281.0	19:33.626	57	3	4:02.514	39.022	1:32.751	1:50.741	285.4	6:21:01.306
4	2	4:09.059	39.559	1:35.173	1:54.327	283.2	23:42.685	58	3	3:59.260	37.533	1:32.069	1:49.658	286.9	6:25:00.566
5	2	4:06.692	38.492	1:34.751	1:53.449	282.5	27:49.377	59	3	4:00.763	37.462	1:32.161	1:51.140	286.2	6:29:01.329
6	2	4:15.619	38.531	1:35.729	2:01.359	281.7	32:04.996	60	3	4:03.341	37.632	1:32.784	1:52.925	287.7	6:33:04.670
7	2	7:12.015	3:43.064	1:34.595	1:54.356	283.2	39:17.011	61	3	3:59.169	37.586	1:31.960	1:49.623	284.7	6:37:03.839
8	2	4:02.115	38.206	1:33.341	1:50.568	284.7	43:19.126	62	3	5:18.089	39.826	2:41.374	1:56.889	79.7	6:42:21.928
9	2	4:01.267	37.613	1:32.682	1:50.972	286.9	47:20.393	63	3	9:23.042	5:58.900	1:33.410	1:50.732	286.2	6:51:44.970
10	2	4:16.354	38.023	1:33.164	2:05.167	286.2	51:36.747	64	3	3:59.091	37.513	1:31.645	1:49.933	286.2	6:55:44.061
11	1	8:16.287	4:43.103	1:37.031	1:56.153	283.2	59:53.034	65	3	3:58.382	37.491	1:31.616	1:49.275	286.2	6:59:42.443
12	1	4:08.413	39.052	1:35.950	1:53.411	281.7	1:04:01.447	66	3	4:05.415	37.510	1:31.614	1:56.291	286.2	7:03:47.858
13	1	4:09.198	38.662	1:35.923	1:54.613	280.3	1:08:10.645	67	1	7:09.277	3:40.827	1:34.593	1:53.857	283.2	7:10:57.135
14	1	4:08.025	38.653	1:34.330	1:55.042	283.2	1:12:18.670	68	1	4:33.319	1:04.403	1:34.509	1:54.407	282.5	7:15:30.454
15	1	4:08.057	38.640	1:35.826	1:53.591	281.7	1:16:26.727	69	1	4:03.544	38.320	1:33.544	1:51.680	284.7	7:19:33.998
16	1	4:05.583	38.307	1:34.069	1:53.207	285.4	1:20:32.310	70	1	4:02.176	38.103	1:33.040	1:51.033	283.9	7:23:36.174
17	1	4:04.826	38.182	1:34.003	1:52.641	283.2	1:24:37.136	71	1	4:02.035	38.149	1:32.596	1:51.290	286.2	7:27:38.209
18	1	4:07.493	39.237	1:34.392	1:53.864	282.5	1:28:44.629	72	1	4:54.893	39.504	1:32.845	2:42.544	286.9	7:32:33.102
19	1	6:23.944	39.053	2:19.945	3:24.946	283.2	1:35:08.573	73	1	4:23.810	58.132	1:33.742	1:51.936	283.2	7:36:56.912
								74	1	4:02.559	38.270	1:33.159	1:51.130	285.4	7:40:59.471
								75	1	4:00.622	37.898	1:32.307	1:50.417	286.9	7:45:00.093
								76	1	4:03.245	38.185	1:33.172	1:51.888	288.5	7:49:03.338





FIA WEC Official Test - 87^e Edition des 24 Heures du Mans Test Session

Sector Analysis



Personal Best Session Best B Crossing the finish line in pit lane

Lap	D	Time	Sector 1	Sector 2	Sector 3	T. Spd	Elapsed	Lap	D	Time	Sector 1	Sector 2	Sector 3	T. Spd	Elapsed
77	1	4:02.683	38.435	1:33.072	1:51.176	287.7	7:53:06.021	40	2	35:15.361	...	1:36.933	3:23.258	276.7	7:34:11.302
78	1	4:57.501 B	37.798	1:31.977	2:47.726	289.3	7:58:03.522	41	2	3:56.862	37.199	1:31.423	1:48.240	283.9	7:38:08.164
79	2	13:05.858	6:45.766	3:02.270	3:17.822	116.7	8:11:09.380	42	2	4:20.251 B	48.311	1:34.668	1:57.272	233.1	7:42:28.415
80	2	4:42.422	42.218	1:34.609	2:25.595	269.1	8:15:51.802	43	3	13:47.415	9:57.715	1:35.120	2:14.580	282.5	7:56:15.830
81	2	4:35.524	38.510	1:33.092	2:23.922	287.7	8:20:27.326	44	3	7:23.954	51.690	3:02.942	3:29.322	114.2	8:03:39.784
82	2	4:01.322	38.141	1:32.350	1:50.831	285.4	8:24:28.648	45	3	7:27.001	1:03.414	3:02.307	3:21.280	108.6	8:11:06.785
83	2	3:59.519	37.663	1:32.090	1:49.766	286.9	8:28:28.167	46	3	4:54.060	45.873	1:38.112	2:30.075	275.3	8:16:00.845
84	2	4:07.006 B	37.295	1:32.633	1:57.078	286.2	8:32:35.173	47	3	4:33.919	39.967	1:35.380	2:18.572	286.2	8:20:34.764
85	2	6:16.711	2:50.480	1:32.635	1:53.596	286.2	8:38:51.884	48	3	4:10.780	39.492	1:35.307	1:55.981	283.2	8:24:45.544
86	2	3:58.022	37.327	1:31.155	1:49.540	289.3	8:42:49.906	49	3	4:10.042	39.407	1:34.871	1:55.764	285.4	8:28:55.586
87	2	3:58.566	37.056	1:32.033	1:49.477	286.9	8:46:48.472	50	3	4:10.509	40.152	1:35.515	1:54.842	282.5	8:33:06.095
88	2	4:40.477	37.042	2:10.801	1:52.634	286.9	8:51:28.949	51	3	4:09.466	39.546	1:34.612	1:55.308	283.9	8:37:15.561
89	2	3:57.625	37.924	1:31.134	1:48.567	292.4	8:55:26.574	52	3	4:07.252	39.084	1:34.549	1:53.619	284.7	8:41:22.813
90	2	3:56.923	37.179	1:31.194	1:48.550	289.3	8:59:23.497	53	3	4:15.708 B	39.642	1:33.924	2:02.142	286.9	8:45:38.521
91	2	3:57.936	37.748	1:31.168	1:49.020	292.4	9:03:21.433								

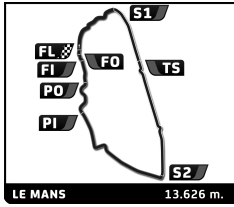
62 WeatherTech Racing
1. Cooper MACNEIL
2. Toni VILANDER
3. Robert SMITH
Ferrari F488 GTE
LMGTE Am

1	2	:12:19.518	...	1:48.659	2:05.354	194.9	2:12:19.518
2	2	4:35.556	57.506	1:38.649	1:59.401	240.4	2:16:55.074
3	2	4:23.793 B	39.954	1:38.514	2:05.325	249.8	2:21:18.867
4	2	11:23.093	6:47.435	1:36.455	2:59.203	265.8	2:32:41.960
5	2	4:02.346	37.818	1:32.787	1:51.741	285.4	2:36:44.306
6	2	4:08.333 B	37.876	1:32.131	1:58.326	289.3	2:40:52.639
7	1	12:40.514	8:35.700	1:37.212	2:27.602	261.3	2:53:33.153
8	1	4:09.928	39.889	1:35.432	1:54.607	283.2	2:57:43.081
9	1	4:07.042	38.723	1:34.457	1:53.862	282.5	3:01:50.123
10	1	4:06.449	38.157	1:33.772	1:54.520	283.2	3:05:56.572
11	1	4:03.610	38.175	1:33.467	1:51.968	283.9	3:10:00.182
12	1	4:04.710	38.189	1:33.331	1:53.190	285.4	3:14:04.892
13	1	4:11.351 B	38.236	1:33.342	1:59.773	281.7	3:18:16.243
14	3	12:00.850	8:15.944	1:39.939	2:04.967	258.2	3:30:17.093
15	3	4:20.941	41.281	1:39.183	2:00.477	243.1	3:34:38.034
16	3	4:19.908	41.224	1:37.365	2:01.319	283.9	3:38:57.942
17	3	4:15.634	41.256	1:37.005	1:57.373	281.7	3:43:13.576
18	3	4:14.043	40.011	1:35.886	1:58.146	281.7	3:47:27.619
19	3	4:14.695	39.757	1:35.716	1:59.222	283.2	3:51:42.314
20	3	4:10.545	39.591	1:35.633	1:55.321	284.7	3:55:52.859
21	3	4:08.275	38.947	1:34.866	1:54.462	283.2	4:00:01.134
22	3	4:16.027 B	38.680	1:34.340	2:03.007	283.9	4:04:17.161
23	2	:12:17.600	...	1:59.715	2:05.548	195.6	5:16:34.761
24	2	5:49.464	41.073	1:37.488	3:30.903	248.1	5:22:24.225
25	2	7:46.722 B	58.619	3:05.405	3:42.698	112.1	5:30:10.947
26	2	16:10.067	...	1:34.730	2:04.292	265.8	5:46:21.014
27	2	3:59.573	37.331	1:32.069	1:50.173	285.4	5:50:20.587
28	2	4:12.472	43.658	1:33.881	1:54.933	278.1	5:54:33.059
29	2	6:19.362 B	37.333	1:45.199	3:56.830	286.2	6:00:52.421
30	1	9:22.350	5:54.672	1:34.398	1:53.280	282.5	6:10:14.771
31	1	4:05.555	38.165	1:33.178	1:54.212	284.7	6:14:20.326
32	1	4:10.137 B	37.824	1:32.711	1:59.602	285.4	6:18:30.463
33	1	5:33.051	2:09.116	1:32.631	1:51.304	287.7	6:24:03.514
34	1	4:01.320	37.657	1:32.593	1:51.070	283.9	6:28:04.834
35	1	4:09.400 B	38.374	1:33.240	1:57.786	283.9	6:32:14.234
36	1	9:31.158	4:54.649	2:44.738	1:51.771	79.3	6:41:45.392
37	1	4:38.804 B	40.018	2:02.052	1:56.734	263.2	6:46:24.196
38	3	8:04.233	4:24.891	1:38.711	2:00.631	286.2	6:54:28.429
39	3	4:27.512 B	40.672	1:38.146	2:08.694	230.2	6:58:55.941

63 Corvette Racing
1. Jan MAGNUSSEN
2. Antonio GARCIA
3. Mike ROCKENFELLER
Chevrolet Corvette C7.R
LMGTE Pro

1	2	6:23.309 B	2:25.247	1:46.262	2:11.800	199.6	6:23.309
2	2	8:26.642	4:54.423	1:36.283	1:55.936	255.1	14:49.951
3	2	4:02.957	38.198	1:33.433	1:51.326	278.1	18:52.908
4	2	4:00.753	37.263	1:32.271	1:51.219	287.7	22:53.661
5	2	4:01.129	37.709	1:32.398	1:51.022	284.7	26:54.790
6	2	4:02.118	37.684	1:32.440	1:51.994	290.8	30:56.908
7	2	4:09.205 B	37.494	1:32.682	1:59.029	289.3	35:06.113
8	2	7:17.166	3:50.730	1:34.771	1:51.665	239.9	42:23.279
9	2	4:07.542	40.781	1:34.823	1:51.938	286.9	46:30.821
10	2	3:59.955	37.423	1:32.301	1:50.231	288.5	50:30.776
11	2	3:59.152	37.259	1:32.084	1:49.809	290.0	54:29.928
12	2	4:08.564 B	37.271	1:31.633	1:59.660	290.0	58:38.492
13	3	6:40.127	3:07.849	1:36.303	1:55.975	269.8	1:05:18.619
14	3	4:03.784	38.412	1:33.276	1:52.096	288.5	1:09:22.403
15	3	4:02.091	38.048	1:32.498	1:51.545	289.3	1:13:24.494
16	3	4:03.824	38.863	1:32.231	1:52.730	293.2	1:17:28.318
17	3	4:01.508	38.428	1:31.959	1:51.121	291.6	1:21:29.826
18	3	4:00.525	37.955	1:32.057	1:50.513	290.0	1:25:30.351
19	3	4:07.707 B	37.544	1:31.995	1:58.168	289.3	1:29:38.058
20	3	10:23.956	6:59.278	1:33.233	1:51.445	289.3	1:40:02.014
21	3	4:01.920	37.441	1:32.610	1:51.869	290.0	1:44:03.934
22	3	3:58.982	37.441	1:31.642	1:49.899	290.0	1:48:02.916
23	3	4:09.552 B	37.379	1:31.515	2:00.658	290.8	1:52:12.468
24	3	19:55.469	...	1:33.485	1:52.963	286.9	2:12:07.937
25	3	4:02.212	38.386	1:32.726	1:51.100	289.3	2:16:10.149
26	3	4:09.132 B	37.923	1:31.808	1:59.401	289.3	2:20:19.281
27	1	5:39.770	2:12.794	1:33.455	1:53.521	286.2	2:25:59.051
28	1	4:36.065	37.325	1:32.473	2:26.267	290.8	2:30:35.116
29	1	3:59.500	37.496	1:31.756	1:50.248	289.3	2:34:34.616
30	1	3:58.098	37.260	1:31.347	1:49.491	290.8	2:38:32.714
31	1	3:57.854	37.293	1:31.171	1:49.390	291.6	2:42:30.568
32	1	3:58.179	37.268	1:31.150	1:49.761	290.0	2:46:28.747
33	1	4:06.089 B	37.430	1:31.217	1:57.442	287.7	2:50:34.836
34	1	12:03.402	8:39.704	1:31.889	1:51.809	287.7	3:02:38.238
35	1	3:56.642	37.063	1:30.828	1:48.751	289.3	3:06:34.880
36	1	3:57.871	38.131	1:30.638	1:49.102	289.3	3:10:32.751
37	1	3:56.475	37.241	1:30.682	1:48.552	290.8	3:14:29.226
38	1	4:05.021 B	37.088	1:31.594	1:56.339	290.0	3:18:34.247
39	1	5:47.822	2:08.729	1:47.456	1:51.637	249.8	3:24:22.069
40	1	3:56.634	37.109	1:30.948	1:48.577	291.6	3:28:18.703





FIA WEC Official Test - 87^e Edition des 24 Heures du Mans Test Session

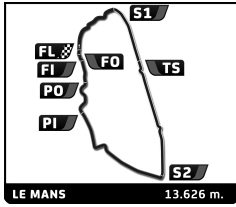
Sector Analysis



Personal Best Session Best B Crossing the finish line in pit lane

Table with columns: Lap, D, Time, Sector 1, Sector 2, Sector 3, T. Spd, Elapsed. Contains two main sections of data for various laps and a detailed section for Corvette Racing (Lap 64).





FIA WEC Official Test - 87^e Edition des 24 Heures du Mans Test Session

Sector Analysis



Personal Best Session Best B Crossing the finish line in pit lane

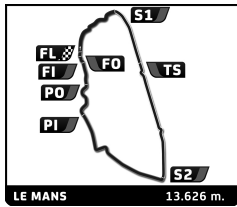
Table with 12 columns: Lap, D, Time, Sector 1, Sector 2, Sector 3, T. Spd, Elapsed. Rows 61-75.

66 Ford Chip Ganassi UK 1.Stefan MÜCKE 2.Olivier PLA 3.Billy JOHNSON Ford GT LMGTE Pro

Table with 12 columns: Lap, D, Time, Sector 1, Sector 2, Sector 3, T. Spd, Elapsed. Rows 1-39.

67 Ford Chip Ganassi UK 1.Andy PRIAULX 2.Harry TINCKNELL 3.Jonathan BOMARITO Ford GT LMGTE Pro

Table with 12 columns: Lap, D, Time, Sector 1, Sector 2, Sector 3, T. Spd, Elapsed. Rows 1-21.



FIA WEC Official Test - 87^e Edition des 24 Heures du Mans

Test Session

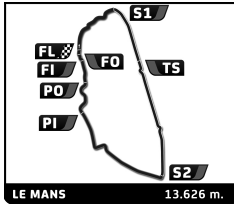
Sector Analysis



■ Personal Best ■ Session Best ■ Crossing the finish line in pit lane

Lap	D	Time	Sector 1	Sector 2	Sector 3	T. Spd	Elapsed	Lap	D	Time	Sector 1	Sector 2	Sector 3	T. Spd	Elapsed
22	1	3:57.006	36.936	1:30.768	1:49.302	291.6	2:20:16.839	79	1	4:01.870	37.022	1:30.818	1:54.030	293.2	7:55:09.278
23	1	4:06.614	37.352	1:32.028	1:57.234	287.7	2:24:23.453	80	1	21:58.325	...	1:31.776	2:33.563	286.9	8:17:07.603
24	3	8:02.671	3:22.093	1:37.475	3:03.103	265.1	2:32:26.124	81	1	4:43.427	1:16.442	1:31.153	1:55.832	290.0	8:21:51.030
25	3	4:07.612	38.144	1:34.260	1:55.208	288.5	2:36:33.736	82	1	4:39.034	1:15.227	1:30.155	1:53.652	291.6	8:26:30.064
26	3	4:06.976	38.059	1:35.002	1:53.915	290.0	2:40:40.712	83	1	4:01.624	36.476	1:29.589	1:55.559	293.2	8:30:31.688
27	3	4:02.528	37.976	1:33.118	1:51.434	290.0	2:44:43.240	84	3	6:05.492	2:41.959	1:33.132	1:50.401	287.7	8:36:37.180
28	3	4:01.553	37.759	1:32.908	1:50.886	289.3	2:48:44.793	85	3	3:57.134	37.382	1:31.111	1:48.641	292.4	8:40:34.314
29	3	4:36.750	37.923	1:32.257	2:26.570	290.8	2:53:21.543	86	3	3:56.223	37.067	1:30.989	1:48.167	290.8	8:44:30.537
30	3	4:03.718	39.075	1:32.754	1:51.889	290.8	2:57:25.261	87	3	4:44.383	37.203	2:12.134	1:55.046	293.2	8:49:14.920
31	3	3:59.587	37.646	1:31.813	1:50.128	294.0	3:01:24.848	88	3	3:55.547	36.850	1:30.442	1:48.255	291.6	8:53:10.467
32	3	3:58.614	37.378	1:31.843	1:49.393	293.2	3:05:23.462	89	3	3:55.176	36.849	1:30.260	1:48.067	290.0	8:57:05.643
33	3	3:58.472	37.323	1:31.572	1:49.577	290.8	3:09:21.934	90	3	4:07.057	37.288	1:34.258	1:55.511	275.3	9:01:12.700
34	3	3:58.550	37.369	1:31.755	1:49.426	290.8	3:13:20.484	68 Ford Chip Ganassi USA 1. Joey HAND 3. Sébastien BURDAIS Ford GT 2. Dirk MÜLLER LMGTE Pro							
35	3	3:57.782	37.160	1:31.373	1:49.249	289.3	3:17:18.266								
36	3	3:58.383	37.208	1:31.472	1:49.703	291.6	3:21:16.649	1	1	9:56.690	6:14.983	1:39.826	2:01.881	224.9	9:56.690
37	3	4:08.994	37.399	1:32.642	1:58.953	289.3	3:25:25.643	2	1	28:01.697	...	1:34.527	1:52.420	261.3	37:58.387
38	2	7:25.451	3:59.129	1:35.729	1:50.593	229.2	3:32:51.094	3	1	4:08.641	37.264	1:33.148	1:58.229	286.9	42:07.028
39	2	3:58.226	37.674	1:31.887	1:48.665	290.8	3:36:49.320	4	1	15:32.663	...	1:34.946	1:51.845	283.2	57:39.691
40	2	3:56.698	37.097	1:31.353	1:48.248	290.0	3:40:46.018	5	1	4:06.493	37.514	1:32.810	1:56.169	286.2	1:01:46.184
41	2	3:57.255	37.168	1:31.091	1:48.996	290.8	3:44:43.273	6	1	10:58.014	7:33.385	1:33.809	1:50.820	283.2	1:12:44.198
42	2	4:06.411	37.707	1:31.560	1:57.144	290.8	3:48:49.684	7	1	4:06.340	37.662	1:32.626	1:56.052	285.4	1:16:50.538
43	2	5:50.945	1:20.681	1:31.595	2:58.669	287.7	3:54:40.629	8	1	13:33.435	...	1:32.695	1:51.669	286.2	1:30:23.973
44	2	3:58.777	37.216	1:30.965	1:50.596	291.6	3:58:39.406	9	1	6:13.586	1:05.959	1:31.650	1:50.977	79.0	1:36:37.559
45	2	3:56.128	37.197	1:30.528	1:48.403	291.6	4:02:35.534	10	1	3:59.590	37.450	1:32.253	1:49.887	286.9	1:40:37.149
46	2	4:04.166	37.350	1:30.828	1:55.988	291.6	4:06:39.700	11	1	4:00.266	37.559	1:32.654	1:50.053	287.7	1:44:37.415
47	2	03:32.117	...	1:31.338	1:48.496	292.4	5:10:11.817	12	1	3:58.871	37.771	1:31.856	1:49.244	290.8	1:48:36.286
48	2	3:54.032	36.736	1:29.944	1:47.352	294.0	5:14:05.849	13	1	4:06.455	37.372	1:31.497	1:57.586	288.5	1:52:42.741
49	2	4:07.748	36.995	1:30.612	2:00.141	294.0	5:18:13.597	14	2	21:39.185	...	1:35.673	1:55.672	282.5	2:14:21.926
50	2	14:41.515	8:08.960	3:15.154	3:17.401	104.9	5:32:55.112	15	2	4:29.954	1:06.141	1:33.017	1:50.796	286.9	2:18:51.880
51	2	5:11.482	1:08.937	2:12.138	1:50.407	118.5	5:38:06.594	16	2	3:59.275	38.025	1:31.582	1:49.668	291.6	2:22:51.155
52	2	4:17.375	37.302	1:30.589	2:09.484	292.4	5:42:23.969	17	2	4:10.672	38.133	1:33.587	1:58.952	285.4	2:27:01.827
53	3	8:41.277	5:16.657	1:32.475	1:52.145	288.5	5:51:05.246	18	2	16:51.096	...	1:42.561	2:09.000	228.2	2:43:52.923
54	3	3:57.451	37.147	1:31.195	1:49.109	292.4	5:55:02.697	19	2	4:30.019	1:05.497	1:33.151	1:51.371	273.9	2:48:22.942
55	3	6:13.550	38.165	2:42.786	2:52.599	290.0	6:01:16.247	20	2	4:36.480	37.714	1:30.821	2:27.945	293.2	2:52:59.422
56	3	3:56.502	37.182	1:31.046	1:48.274	291.6	6:05:12.749	21	2	3:56.930	37.696	1:30.842	1:48.392	290.8	2:56:56.352
57	3	3:57.013	36.874	1:31.284	1:48.855	289.3	6:09:09.762	22	2	4:06.636	37.302	1:32.055	1:57.279	293.2	3:01:02.988
58	3	4:01.433	37.148	1:32.415	1:51.870	293.2	6:13:11.195	23	2	13:21.405	9:58.755	1:33.125	1:49.525	266.5	3:14:24.393
59	3	3:56.430	37.175	1:30.757	1:48.498	290.0	6:17:07.625	24	2	3:59.916	39.522	1:31.672	1:48.722	288.5	3:18:24.309
60	3	3:59.380	36.977	1:30.882	1:51.521	292.4	6:21:07.005	25	2	4:03.643	37.170	1:31.838	1:54.635	289.3	3:22:27.952
61	3	3:56.691	37.463	1:30.854	1:48.374	290.8	6:25:03.696	26	2	10:40.828	7:12.877	1:36.128	1:51.823	283.2	3:33:08.780
62	3	3:55.785	37.097	1:30.072	1:48.616	294.0	6:28:59.481	27	2	4:03.482	37.072	1:30.442	1:55.968	291.6	3:37:12.262
63	3	3:55.474	36.943	1:30.675	1:47.856	289.3	6:32:54.955	28	2	9:38.783	5:58.934	1:36.345	2:03.504	270.4	3:46:51.045
64	3	3:55.490	37.069	1:30.326	1:48.095	290.0	6:36:50.445	29	2	4:09.451	38.205	1:31.509	1:59.737	290.0	3:51:00.496
65	3	5:28.885	45.021	2:52.558	1:51.306	79.1	6:42:19.330	30	1	49:11.753	...	1:33.264	1:52.043	286.9	5:40:12.249
66	3	4:18.209	40.632	1:33.809	2:03.768	286.9	6:46:37.539	31	1	5:05.682	37.256	1:31.350	2:57.076	294.0	5:45:17.931
67	1	13:08.091	9:47.780	1:30.918	1:49.393	290.8	6:59:45.630	32	1	3:56.543	37.104	1:30.537	1:48.902	291.6	5:49:14.474
68	1	3:57.212	37.562	1:30.913	1:48.737	293.2	7:03:42.842	33	1	3:55.925	37.030	1:30.622	1:48.273	292.4	5:53:10.399
69	1	3:56.909	37.274	1:30.627	1:49.008	290.8	7:07:39.751	34	1	4:40.502	36.756	1:30.138	2:33.608	294.0	5:57:50.901
70	1	4:05.332	37.131	1:30.466	1:57.735	290.8	7:11:45.083	35	1	12:47.659	9:26.485	1:31.559	1:49.615	288.5	6:10:38.560
71	1	5:56.911	2:38.469	1:30.569	1:47.873	290.8	7:17:41.994	36	1	3:56.184	37.031	1:30.357	1:48.796	292.4	6:14:34.744
72	1	3:58.023	36.975	1:30.181	1:50.867	292.4	7:21:40.017	37	1	4:02.538	36.976	1:30.991	1:54.571	291.6	6:18:37.282
73	1	3:54.457	36.947	1:30.041	1:47.469	291.6	7:25:34.474	38	1	29:22.522	...	1:32.651	1:49.245	283.9	6:47:59.804
74	1	4:02.358	36.824	1:30.513	1:55.021	293.2	7:29:36.832	39	1	3:55.168	37.130	1:30.454	1:47.584	293.2	6:51:54.972
75	1	9:33.568	6:13.003	1:31.204	1:49.361	290.8	7:39:10.400	40	1	4:03.240	37.241	1:31.441	1:54.558	292.4	6:55:58.212
76	1	3:59.885	36.789	1:30.820	1:52.276	294.8	7:43:10.285	41	1	24:10.299	...	1:31.476	1:49.614	290.0	7:20:08.511
77	1	4:01.952	36.883	1:29.934	1:55.135	293.2	7:47:12.237	42	1	3:56.856	37.107	1:31.582	1:48.167	283.2	7:24:05.367
78	1	3:55.171	36.825	1:30.463	1:47.883	292.4	7:51:07.408								





FIA WEC Official Test - 87^e Edition des 24 Heures du Mans Test Session

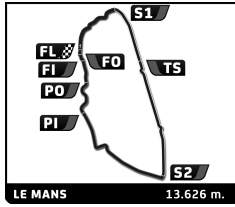
Sector Analysis



Personal Best Session Best B Crossing the finish line in pit lane

Table with columns: Lap, D, Time, Sector 1, Sector 2, Sector 3, T. Spd, Elapsed. Contains two main sections for driver 69 (Ford Chip Ganassi USA) and driver 70 (MR Racing).





FIA WEC Official Test - 87^e Edition des 24 Heures du Mans Test Session

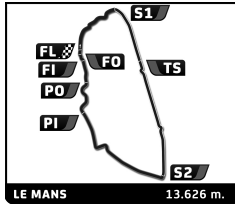
Sector Analysis



■ Personal Best ■ Session Best B Crossing the finish line in pit lane

Lap	D	Time	Sector 1	Sector 2	Sector 3	T. Spd	Elapsed	Lap	D	Time	Sector 1	Sector 2	Sector 3	T. Spd	Elapsed
53	2	3:54.802	36.980	1:30.156	1:47.666	291.6	8:26:48.532	46	1	11:16.301	7:45.970	1:35.921	1:54.410	281.0	6:05:33.509
54	2	4:03.932 B	36.727	1:31.851	1:55.354	289.3	8:30:52.464	47	1	3:58.748	37.447	1:31.726	1:49.575	284.7	6:09:32.257
55	2	6:35.780	3:17.787	1:30.377	1:47.616	289.3	8:37:28.244	48	1	3:58.334	37.388	1:31.614	1:49.332	285.4	6:13:30.591
56	2	3:54.652	36.791	1:29.600	1:48.261	294.8	8:41:22.896	49	1	4:00.840	37.468	1:31.402	1:51.970	285.4	6:17:31.431
57	2	4:02.354 B	37.384	1:30.367	1:54.603	291.6	8:45:25.250	50	1	4:06.519 B	37.361	1:31.988	1:57.170	283.9	6:21:37.950
58	1	6:16.251	2:36.674	1:48.103	1:51.474	289.3	8:51:41.501	51	2	5:54.090	2:19.920	1:35.412	1:58.758	281.0	6:27:32.040
59	1	3:55.475	37.403	1:29.877	1:48.195	297.2	8:55:36.976	52	2	4:07.974	38.984	1:34.986	1:54.004	282.5	6:31:40.014
60	1	3:54.103	36.881	1:29.572	1:47.650	292.4	8:59:31.079	53	2	4:08.414	38.886	1:34.944	1:54.584	282.5	6:35:48.428
61	1	4:11.218 B	36.845	1:33.155	2:01.218	267.8	9:03:42.297	54	2	6:00.624	1:16.881	2:46.907	1:56.836	78.6	6:41:49.052
77 Dempsey - Proton Racing Porsche 911 RSR 1. Matt CAMPBELL 3. Julien ANDLAUER LMGT E Am 2. Christian RIED								78 Proton Competition Porsche 911 RSR 1. Louis PRETTE 3. Vincent ABRIL LMGT E Am 2. Philippe PRETTE							
1	2	7:12.298	1:14.532	3:25.954	2:31.812	115.9	7:12.298	55	2	4:35.502	40.951	1:59.253	1:55.298	265.8	6:46:24.554
2	2	4:50.116	47.446	1:50.780	2:11.890	217.7	12:02.414	56	2	4:13.225	38.622	1:38.723	1:55.880	283.9	6:50:37.779
3	2	4:45.678	45.453	1:48.629	2:11.596	255.7	16:48.092	57	2	4:09.235	39.210	1:34.612	1:55.413	284.7	6:54:47.014
4	2	5:06.290 B	44.978	1:46.909	2:34.403	249.8	21:54.382	58	2	4:06.588	38.866	1:34.399	1:53.323	282.5	6:58:53.602
5	2	15:32.156	...	2:25.766	2:28.066	138.2	37:26.538	59	2	4:07.611	38.613	1:34.852	1:54.146	282.5	7:03:01.213
6	2	4:43.038	45.663	1:46.029	2:11.346	234.7	42:09.576	60	2	4:08.180	38.478	1:34.408	1:55.294	281.0	7:07:09.393
7	2	4:29.189	43.875	1:41.138	2:04.176	277.4	46:38.765	61	2	4:09.312	38.503	1:33.992	1:56.817	281.7	7:11:18.705
8	2	4:54.659 B	43.196	1:40.062	2:31.401	279.5	51:33.424	62	2	4:36.090	1:06.910	1:35.511	1:53.669	280.3	7:15:54.795
9	3	14:53.930	...	1:34.382	1:52.141	283.9	1:06:27.354	63	2	4:08.227	38.701	1:35.197	1:54.329	281.0	7:20:03.022
10	3	4:06.760	37.926	1:33.339	1:55.495	284.7	1:10:34.114	64	2	4:08.754	38.930	1:34.679	1:55.145	283.9	7:24:11.776
11	3	4:02.743	38.114	1:33.167	1:51.462	269.8	1:14:36.857	65	2	4:09.413	39.283	1:34.683	1:55.447	281.7	7:28:21.189
12	3	4:01.894	37.717	1:32.911	1:51.266	283.9	1:18:38.751	66	3	50:17.802	38.777	...	2:25.076	285.4	8:18:38.991
13	3	4:01.816	37.600	1:32.955	1:51.261	284.7	1:22:40.567	67	3	4:03.613	37.829	1:32.446	1:53.338	283.9	8:22:42.604
14	3	4:07.907 B	37.725	1:32.940	1:57.242	286.9	1:26:48.474	68	3	4:00.975	38.706	1:32.084	1:50.185	284.7	8:26:43.579
15	3	18:59.258	...	1:34.303	1:51.386	282.5	1:45:47.732	69	3	3:57.937	37.336	1:31.090	1:49.511	286.9	8:30:41.516
16	3	4:00.743	37.470	1:32.537	1:50.736	286.9	1:49:48.475	70	3	3:57.781	37.837	1:31.114	1:48.830	286.2	8:34:39.297
17	3	4:00.449	37.422	1:32.001	1:51.026	286.9	1:53:48.924	71	3	3:59.035	37.058	1:32.974	1:49.003	285.4	8:38:38.332
18	3	8:56.198 B	37.860	3:46.535	4:31.803	78.7	2:02:45.122	72	3	4:03.382 B	37.435	1:30.708	1:55.239	286.2	8:42:41.714
19	2	10:18.512	6:35.319	1:40.452	2:02.741	233.7	2:13:03.634	73	1	6:23.323	2:12.172	2:13.560	1:57.591	281.7	8:49:05.037
20	2	4:39.571	1:06.919	1:35.445	1:57.207	282.5	2:17:43.205	74	1	4:00.684	37.662	1:31.867	1:51.155	284.7	8:53:05.721
21	2	4:11.196	40.057	1:34.996	1:56.143	283.2	2:21:54.401	75	1	3:58.836	37.541	1:31.589	1:49.706	282.5	8:57:04.557
22	2	4:12.647	40.096	1:34.646	1:57.905	284.7	2:26:07.048	76	1	4:07.044 B	37.425	1:33.444	1:56.175	283.2	9:01:11.601
23	2	5:09.467	39.863	1:35.934	2:53.670	284.7	2:31:16.515								
24	2	4:08.931	39.323	1:34.912	1:54.696	281.7	2:35:25.446								
25	2	4:07.077	38.973	1:33.905	1:54.199	284.7	2:39:32.523								
26	2	4:08.623	38.862	1:34.890	1:54.871	259.4	2:43:41.146								
27	2	4:07.397	39.002	1:34.286	1:54.109	274.6	2:47:48.543								
28	2	4:38.707	38.519	1:34.355	2:25.833	277.4	2:52:27.250								
29	2	4:07.803	39.045	1:34.485	1:54.273	277.4	2:56:35.053								
30	2	4:15.483 B	38.916	1:34.707	2:01.860	278.8	3:00:50.536								
31	1	6:47.672	3:17.313	1:36.018	1:54.341	280.3	3:07:38.208								
32	1	4:04.820	38.717	1:34.053	1:52.050	283.2	3:11:43.028								
33	1	4:03.033	38.062	1:33.586	1:51.385	283.2	3:15:46.061								
34	1	4:01.531	37.806	1:33.164	1:50.561	283.2	3:19:47.592								
35	1	4:01.505	37.857	1:32.971	1:50.677	283.9	3:23:49.097								
36	1	4:14.104 B	40.171	1:33.187	2:00.746	283.9	3:28:03.201								
37	1	5:54.506	2:28.137	1:34.387	1:51.982	283.2	3:33:57.707								
38	1	4:00.315	37.570	1:32.483	1:50.262	283.2	3:37:58.022								
39	1	4:00.498	37.626	1:32.514	1:50.358	281.7	3:41:58.520								
40	1	4:11.847	38.393	1:33.139	2:00.315	284.7	3:46:10.367								
41	1	4:11.661 B	37.910	1:31.799	2:01.952	285.4	3:50:22.028								
42	1	50:51.759	...	1:33.866	1:54.253	280.3	5:41:13.787								
43	1	4:48.749	37.595	1:33.618	2:37.536	282.5	5:46:02.536								
44	1	3:58.560	37.654	1:31.684	1:49.222	283.9	5:50:01.096								
45	1	4:16.112 B	38.534	1:36.657	2:00.921	261.3	5:54:17.208								





FIA WEC

Official Test - 87^e Edition des 24 Heures du Mans

Test Session

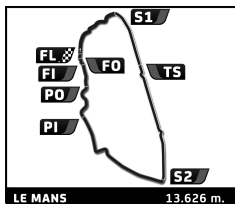
Sector Analysis



■ Personal Best ■ Session Best ■ Crossing the finish line in pit lane

Lap	D	Time	Sector 1	Sector 2	Sector 3	T. Spd	Elapsed	Lap	D	Time	Sector 1	Sector 2	Sector 3	T. Spd	Elapsed				
24	2	4:22.868	41.047	1:36.916	2:04.905	285.4	2:26:25.000	81	BMW Team MTEK 1.Nicky CATSBURG 2.Martin TOMCZYK	3.Philipp ENG	BMW M8 GTE LMGT Pro	1	3	5:32.638	1:29.019	2:00.654	2:02.965	153.2	5:32.638
25	2	5:24.608	39.770	1:37.530	3:07.308	267.1	2:31:49.608					2	3	4:22.477 B	39.976	1:38.269	2:04.232	241.5	9:55.115
26	2	4:28.447	40.143	1:38.331	2:09.973	281.0	2:36:18.055	3	1	6:42.240	3:05.620	1:39.348	1:57.272	196.3	16:37.355				
27	2	4:21.142 B	40.674	1:36.230	2:04.238	283.9	2:40:39.197	4	1	4:01.703	37.583	1:33.018	1:51.102	283.2	20:39.058				
28	1	10:42.960	6:57.980	1:46.291	1:58.689	270.4	2:51:22.157	5	1	4:00.350	37.468	1:32.512	1:50.370	285.4	24:39.408				
29	1	4:07.950	38.591	1:34.893	1:54.466	281.7	2:55:30.107	6	1	4:02.467	37.548	1:32.664	1:52.255	283.9	28:41.875				
30	1	4:05.193	38.438	1:33.818	1:52.937	283.2	2:59:35.300	7	1	4:16.855 B	38.394	1:34.298	2:04.163	273.2	32:58.730				
31	1	4:03.500	38.028	1:33.369	1:52.103	283.9	3:03:38.800	8	2	:08:24.628	...	1:36.022	1:54.374	274.6	1:41:23.358				
32	1	4:02.208	38.011	1:32.786	1:51.411	283.2	3:07:41.008	9	2	4:03.224	38.357	1:33.248	1:51.619	282.5	1:45:26.582				
33	1	4:05.393	39.812	1:33.654	1:51.927	282.5	3:11:46.401	10	2	4:02.781	37.771	1:33.297	1:51.713	281.0	1:49:29.363				
34	1	4:01.117	37.874	1:32.533	1:50.710	286.9	3:15:47.518	11	2	4:01.756	37.560	1:32.912	1:51.284	281.0	1:53:31.119				
35	1	4:22.193 B	38.437	1:41.929	2:01.827	286.9	3:20:09.711	12	2	8:22.079 B	37.600	3:12.340	4:32.139	283.2	2:01:53.198				
36	3	9:57.274	6:28.623	1:35.061	1:53.590	280.3	3:30:06.985	13	2	9:51.882	6:27.359	1:34.374	1:50.149	278.1	2:11:45.080				
37	3	4:04.862	38.627	1:33.815	1:52.420	282.5	3:34:11.847	14	2	4:03.118	37.681	1:32.712	1:52.725	281.0	2:15:48.198				
38	3	4:02.991	38.240	1:33.510	1:51.241	282.5	3:38:14.838	15	2	4:01.102	38.479	1:32.328	1:50.295	284.7	2:19:49.300				
39	3	4:01.805	37.794	1:33.077	1:50.934	283.2	3:42:16.643	16	2	3:59.462	37.416	1:32.294	1:49.752	283.2	2:23:48.762				
40	3	4:11.034	37.819	1:32.695	2:00.520	283.2	3:46:27.677	17	2	4:06.968 B	37.563	1:32.373	1:57.032	282.5	2:27:55.730				
41	3	4:07.944	37.783	1:32.423	1:57.738	283.2	3:50:35.621	18	3	6:03.837	1:38.884	1:34.552	2:50.401	279.5	2:33:59.567				
42	3	4:40.889 B	37.700	1:32.361	2:30.828	284.7	3:55:16.510	19	3	4:02.503	38.156	1:33.648	1:50.699	281.7	2:38:02.070				
43	3	:40:14.092	...	3:15.468	3:13.629	92.5	5:35:30.602	20	3	4:00.474	37.798	1:32.533	1:50.143	282.5	2:42:02.544				
44	3	4:20.273	41.093	1:40.905	1:58.275	217.7	5:39:50.875	21	3	4:00.976	37.470	1:33.425	1:50.081	281.0	2:46:03.520				
45	3	5:25.459	44.151	1:37.896	3:03.412	204.1	5:45:16.334	22	3	4:07.289 B	37.533	1:32.108	1:57.648	280.3	2:50:10.809				
46	3	4:23.259 B	38.067	1:33.767	2:11.425	271.8	5:49:39.593	23	3	14:43.286	...	1:32.714	1:50.056	278.8	3:04:54.095				
47	1	17:13.450	...	1:41.192	1:56.808	257.0	6:06:53.043	24	3	4:00.067	38.219	1:32.244	1:49.604	279.5	3:08:54.162				
48	1	4:06.058	37.928	1:33.478	1:54.652	266.5	6:10:59.101	25	3	3:59.618	37.567	1:31.974	1:50.077	279.5	3:12:53.780				
49	1	5:00.318 B	1:18.388	1:35.841	2:06.089	260.0	6:15:59.419	26	3	4:00.594	37.581	1:32.359	1:50.654	283.2	3:16:54.374				
50	1	8:43.298	5:16.753	1:34.206	1:52.339	283.2	6:24:42.717	27	3	4:06.090 B	37.540	1:32.048	1:56.502	282.5	3:21:00.464				
51	1	4:03.573	39.643	1:32.534	1:51.396	283.9	6:28:46.290	28	3	6:36.311	3:14.560	1:32.284	1:49.467	281.0	3:27:36.775				
52	1	3:59.416	37.598	1:31.732	1:50.086	284.7	6:32:45.706	29	3	4:02.116	37.500	1:31.783	1:52.833	283.9	3:31:38.891				
53	1	4:06.728 B	37.459	1:31.764	1:57.505	283.9	6:36:52.434	30	3	3:58.220	37.518	1:31.790	1:48.912	282.5	3:35:37.111				
54	2	10:41.189	7:00.543	1:40.262	2:00.384	259.4	6:47:33.623	31	3	3:57.889	37.432	1:31.540	1:48.917	284.7	3:39:35.000				
55	2	4:16.350	40.387	1:36.855	1:59.108	281.0	6:51:49.973	32	3	3:58.692	37.434	1:31.944	1:49.314	281.0	3:43:33.692				
56	2	4:14.486	40.124	1:36.369	1:57.993	281.7	6:56:04.459	33	3	4:00.340	37.534	1:31.874	1:50.932	281.7	3:47:34.032				
57	2	4:16.375	43.686	1:35.701	1:56.988	287.7	7:00:20.834	34	3	4:00.951	37.692	1:31.786	1:51.473	283.2	3:51:34.983				
58	2	4:11.846	39.356	1:35.827	1:56.663	281.7	7:04:32.680	35	3	3:59.106	37.416	1:31.938	1:49.752	280.3	3:55:34.089				
59	2	4:11.047	39.193	1:36.027	1:55.827	281.7	7:08:43.727	36	3	3:58.194	37.492	1:31.579	1:49.123	281.0	3:59:32.283				
60	2	4:16.869 B	39.209	1:35.494	2:02.166	284.7	7:13:00.596	37	3	3:57.739	37.292	1:31.507	1:48.940	281.0	4:03:30.022				
61	3	11:45.381	8:15.293	1:34.397	1:55.691	272.5	7:24:45.977	38	3	4:04.735 B	37.415	1:31.552	1:55.768	281.7	4:07:34.757				
62	3	3:59.704	37.462	1:31.554	1:50.688	286.9	7:28:45.681	39	1	:01:05.017	...	1:33.916	1:50.247	280.3	5:08:39.774				
63	3	5:16.259	37.456	1:31.821	3:06.982	285.4	7:34:01.940	40	1	3:57.968	37.433	1:31.751	1:48.784	282.5	5:12:37.742				
64	3	3:58.996	37.584	1:31.720	1:49.692	284.7	7:38:00.936	41	1	4:10.359 B	37.591	1:32.805	1:59.963	280.3	5:16:48.101				
65	3	3:58.962	37.445	1:31.428	1:50.089	284.7	7:41:59.898	42	1	6:09.414 B	1:26.278	1:37.140	3:05.996	245.9	5:22:57.515				
66	3	3:59.151	37.907	1:31.646	1:49.598	286.2	7:45:59.049	43	1	17:09.865	...	1:33.094	1:57.044	280.3	5:40:07.380				
67	3	3:58.524	37.441	1:31.574	1:49.509	284.7	7:49:57.573	44	1	5:07.813	37.480	1:32.793	2:57.540	282.5	5:45:15.193				
68	3	4:06.589 B	37.393	1:31.324	1:57.872	284.7	7:54:04.162	45	1	3:57.749	37.208	1:31.570	1:48.971	280.3	5:49:12.942				
69	1	17:07.599	...	3:00.480	3:16.586	101.7	8:11:11.761	46	1	3:59.301	37.529	1:32.203	1:49.569	282.5	5:53:12.243				
70	1	4:46.258	42.387	1:35.676	2:28.195	279.5	8:15:58.019	47	1	4:52.695	37.171	1:31.016	2:44.508	286.2	5:58:04.938				
71	1	4:33.104	40.004	1:34.099	2:19.001	285.4	8:20:31.123	48	1	5:19.421	1:24.713	1:57.813	1:56.895	264.5	6:03:24.359				
72	1	4:01.828	38.753	1:32.797	1:50.278	285.4	8:24:32.951	49	1	3:58.699	37.472	1:32.173	1:49.054	281.0	6:07:23.058				
73	1	4:05.745 B	37.433	1:31.530	1:56.782	286.9	8:28:38.696	50	1	3:58.056	37.369	1:31.401	1:49.286	282.5	6:11:21.114				
74	2	10:14.839	6:35.050	1:38.808	2:00.981	213.4	8:38:53.535	51	1	3:59.530	37.178	1:31.540	1:50.812	281.7	6:15:20.644				
75	2	4:11.996	40.211	1:35.820	1:55.965	283.2	8:43:05.531	52	1	4:08.961 B	37.554	1:32.644	1:58.763	282.5	6:19:29.605				
76	2	4:21.002	38.622	1:36.494	2:05.886	283.9	8:47:26.533	53	1	24:41.839	...	2:44.696	1:48.794	79.3	6:44:11.444				
77	2	4:24.974	39.229	1:50.142	1:55.603	284.7	8:51:51.507	54	1	3:57.089	37.272	1:31.113	1:48.704	283.9	6:48:08.533				
78	2	4:08.830	38.920	1:34.637	1:55.273	285.4	8:56:00.337												
79	2	4:06.503	38.531	1:34.329	1:53.643	283.2	9:00:06.840												





FIA WEC Official Test - 87^o Edition des 24 Heures du Mans Test Session

Sector Analysis



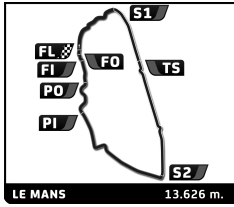
■ Personal Best ■ Session Best B Crossing the finish line in pit lane

Lap	D	Time	Sector 1	Sector 2	Sector 3	T. Spd	Elapsed	Lap	D	Time	Sector 1	Sector 2	Sector 3	T. Spd	Elapsed
55	1	3:57.136	37.415	1:31.423	1:48.298	284.7	6:52:05.669	25	1	13:40.927	...	1:33.275	1:56.972	283.2	3:24:11.186
56	1	3:59.447	37.401	1:31.519	1:50.527	283.9	6:56:05.116	26	1	4:01.025	37.590	1:31.741	1:51.694	285.4	3:28:12.211
57	1	4:13.906	38.752	1:31.505	2:03.649	283.9	7:00:19.022	27	1	3:58.989	37.512	1:31.351	1:50.126	283.9	3:32:11.200
58	1	3:56.953	37.117	1:31.580	1:48.256	281.7	7:04:15.975	28	1	3:58.881	37.387	1:31.629	1:49.865	283.9	3:36:10.081
59	1	4:04.942	B 37.427	1:31.543	1:55.972	282.5	7:08:20.917	29	1	4:06.311	B 38.682	1:31.885	1:55.744	283.9	3:40:16.392
60	2	5:25.278	2:00.452	1:33.139	1:51.687	278.8	7:13:46.195	30	2	7:44.640	4:19.221	1:33.796	1:51.623	282.5	3:48:01.032
61	2	4:11.375	50.214	1:31.629	1:49.532	283.9	7:17:57.570	31	2	4:44.775	37.831	1:32.598	2:34.346	281.7	3:52:45.807
62	2	3:57.185	37.329	1:31.423	1:48.433	285.4	7:21:54.755	32	2	4:00.643	37.900	1:32.208	1:50.535	281.7	3:56:46.450
63	2	3:57.835	37.297	1:31.405	1:49.133	283.2	7:25:52.590	33	2	3:58.844	37.646	1:32.067	1:49.131	281.7	4:00:45.294
64	2	3:58.327	37.401	1:31.771	1:49.155	283.9	7:29:50.917	34	2	4:05.677	B 37.973	1:31.698	1:56.006	281.7	4:04:50.971
65	2	5:18.893	37.485	2:51.874	1:49.534	207.2	7:35:09.810	35	2	:00:32.624	...	1:35.158	1:50.308	265.8	5:05:23.595
66	2	3:58.488	37.666	1:31.843	1:48.979	280.3	7:39:08.298	36	2	3:58.389	37.681	1:31.451	1:49.257	282.5	5:09:21.984
67	2	3:58.269	37.433	1:31.805	1:49.031	282.5	7:43:06.567	37	2	3:57.576	37.181	1:31.334	1:49.061	283.9	5:13:19.560
68	2	3:59.299	37.552	1:31.695	1:50.052	281.0	7:47:05.866	38	2	3:56.898	37.287	1:30.915	1:48.696	284.7	5:17:16.458
69	2	3:57.148	37.237	1:31.395	1:48.516	281.7	7:51:03.014	39	2	5:37.028	B 37.303	1:31.180	3:28.545	283.9	5:22:53.486
70	2	3:57.072	37.206	1:31.422	1:48.444	286.9	7:55:00.086	40	3	17:05.356	...	1:34.470	1:51.180	283.9	5:39:58.842
71	2	6:10.813	B 37.364	2:22.864	3:10.585	281.7	8:01:10.899	41	3	5:09.748	38.274	1:33.134	2:58.340	283.2	5:45:08.590
72	2	9:59.231	3:41.286	3:02.087	3:15.858	89.8	8:11:10.130	42	3	3:58.883	37.346	1:31.421	1:50.116	281.7	5:49:07.473
73	2	4:33.833	39.840	1:32.133	2:21.860	282.5	8:15:43.963	43	3	3:58.163	37.616	1:31.751	1:48.796	283.9	5:53:05.636
74	2	4:31.052	37.215	1:31.372	2:22.465	283.2	8:20:15.015	44	3	4:38.321	B 37.281	1:31.237	2:29.803	283.9	5:57:43.957
75	2	3:56.415	37.324	1:31.018	1:48.073	283.9	8:24:11.430	45	3	27:47.791	...	1:32.138	1:49.391	281.0	6:25:31.748
76	2	3:56.702	37.424	1:31.134	1:48.144	284.7	8:28:08.132	46	3	3:57.560	37.393	1:31.268	1:48.899	285.4	6:29:29.308
77	2	3:56.870	37.355	1:31.440	1:48.075	283.9	8:32:05.002	47	3	3:58.508	38.124	1:31.574	1:48.810	283.9	6:33:27.816
78	2	3:56.602	37.436	1:30.996	1:48.170	284.7	8:36:01.604	48	3	3:58.927	37.982	1:31.970	1:48.975	281.0	6:37:26.743
79	2	3:57.110	37.364	1:31.427	1:48.319	283.2	8:39:58.714	49	3	5:12.260	39.421	2:44.072	1:48.767	79.3	6:42:39.003
80	2	3:57.624	37.350	1:31.983	1:48.291	283.9	8:43:56.338	50	3	3:58.772	37.893	1:32.314	1:48.565	284.7	6:46:37.775
81	2	4:44.100	37.305	2:11.923	1:54.872	283.9	8:48:40.438	51	3	3:58.595	37.459	1:31.243	1:49.893	283.2	6:50:36.370
82	2	3:57.853	37.198	1:31.233	1:49.422	283.9	8:52:38.291	52	3	3:58.931	37.870	1:32.326	1:48.735	283.9	6:54:35.301
83	2	3:57.786	37.357	1:31.556	1:48.873	283.9	8:56:36.077	53	3	4:04.777	B 37.528	1:31.632	1:55.617	284.7	6:58:40.078
84	2	3:57.332	37.345	1:31.220	1:48.767	282.5	9:00:33.409	54	2	16:38.587	...	1:32.584	1:49.459	278.1	7:15:18.665

82		BMW Team MTEK					BMW M8 GTE	
		1. Augusto FARFUS					LMGTE Pro	
		3. Jesse KROHN						
		2. Antonio FELIX DA COSTA						
1	2	6:31.529	2:42.724	1:48.159	2:00.646	203.7	6:31.529	
2	2	4:13.451	B 38.427	1:35.487	1:59.537	243.6	10:44.980	
3	3	11:55.123	8:22.919	1:38.843	1:53.361	192.8	22:40.103	
4	3	4:02.391	37.781	1:33.131	1:51.479	283.2	26:42.494	
5	3	4:08.514	B 37.721	1:32.760	1:58.033	281.7	30:51.008	
6	3	24:09.268	...	1:34.568	1:51.597	278.8	55:00.276	
7	3	4:01.270	37.715	1:32.812	1:50.743	281.7	59:01.546	
8	3	4:00.651	37.681	1:32.651	1:50.319	280.3	1:03:02.197	
9	3	4:10.278	B 37.685	1:33.081	1:59.512	283.2	1:07:12.475	
10	3	4:48.230	1:25.669	1:32.553	1:50.008	281.0	1:12:00.705	
11	3	3:58.665	37.325	1:31.731	1:49.609	284.7	1:15:59.370	
12	3	3:59.031	37.334	1:31.978	1:49.719	283.2	1:19:58.401	
13	3	3:59.358	37.388	1:32.138	1:49.832	281.7	1:23:57.759	
14	3	4:05.527	B 37.452	1:32.216	1:55.859	281.7	1:28:03.286	
15	1	16:54.309	B ...	1:39.642	2:03.786	228.7	1:44:57.595	
16	1	42:21.391	...	1:34.004	1:51.331	281.7	2:27:18.986	
17	1	5:09.217	37.999	1:33.031	2:58.187	283.2	2:32:28.203	
18	1	4:02.521	37.547	1:33.628	1:51.346	285.4	2:36:30.724	
19	1	4:00.159	37.486	1:32.158	1:50.515	282.5	2:40:30.883	
20	1	4:06.404	B 37.562	1:31.863	1:56.979	283.2	2:44:37.287	
21	1	13:41.787	...	1:32.747	1:50.031	281.0	2:58:19.074	
22	1	3:58.917	37.442	1:31.769	1:49.706	283.2	3:02:17.991	
23	1	4:02.169	37.552	1:31.725	1:52.892	284.7	3:06:20.160	
24	1	4:10.099	B 37.678	1:31.751	2:00.670	285.4	3:10:30.259	

83		Kessel Racing			Ferrari F488 GTE		
		1. Manuela GOSTNER			LMGTE Am		
		3. Michelle GATTING					
		2. Rahel FREY					
75	1	4:45.837	38.391	2:12.351	1:55.095	283.2	8:49:30.588
76	1	3:56.802	37.389	1:30.907	1:48.506	283.9	8:53:27.390
77	1	3:57.822	37.383	1:31.021	1:49.418	285.4	8:57:25.212
78	1	3:57.026	37.349	1:31.292	1:48.385	283.9	9:01:22.238





FIA WEC Official Test - 87^e Edition des 24 Heures du Mans Test Session

Sector Analysis

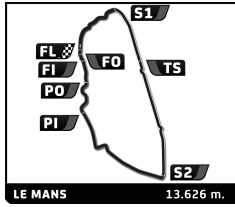


Personal Best Session Best B Crossing the finish line in pit lane

Table with columns: Lap, D, Time, Sector 1, Sector 2, Sector 3, T. Spd, Elapsed. Contains two main data sections for various drivers and teams.

84 JMW Motorsport 1.Jeffrey SEGAL 3.Weï LU Ferrari F488 GTE LMGT Am 2.Rodrigo BAPTISTA





FIA WEC Official Test - 87^e Edition des 24 Heures du Mans Test Session

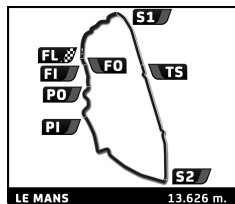
Sector Analysis



Personal Best Session Best B Crossing the finish line in pit lane

Lap	D	Time	Sector 1	Sector 2	Sector 3	T. Spd	Elapsed	Lap	D	Time	Sector 1	Sector 2	Sector 3	T. Spd	Elapsed		
7	1	4:13.311	39.824	1:36.483	1:57.004	283.2	49:18.063	64	1	5:34.845	1:02.319	2:32.971	1:59.555	151.1	7:36:15.670		
8	1	4:20.782	B	39.489	1:36.360	2:04.933	281.7	53:38.845	65	1	4:19.005	40.007	1:36.654	2:02.344	281.7	7:40:34.675	
9	3	15:26.567	...	1:37.556	1:56.742	278.8	1:09:05.412	66	1	4:15.484	41.623	1:36.294	1:57.567	281.0	7:44:50.159		
10	3	4:09.714	38.829	1:34.912	1:55.973	281.7	1:13:15.126	67	1	4:22.951	B	41.591	1:35.899	2:05.461	281.0	7:49:13.110	
11	3	4:08.294	39.201	1:34.642	1:54.451	279.5	1:17:23.420	68	1	27:18.647	...	1:36.296	2:29.348	280.3	8:16:31.757		
12	3	4:05.676	38.281	1:33.942	1:53.453	281.7	1:21:29.096	69	1	4:20.661	39.852	1:39.498	2:01.311	280.3	8:20:52.418		
13	3	4:12.158	B	38.058	1:34.386	1:59.714	261.9	1:25:41.254	70	1	4:10.902	40.148	1:34.689	1:56.065	284.7	8:25:03.320	
14	1	13:50.661	...	1:36.506	1:55.652	281.0	1:39:31.915	71	1	4:09.678	39.484	1:34.339	1:55.855	285.4	8:29:12.998		
15	1	4:08.504	39.033	1:34.798	1:54.673	281.7	1:43:40.419	72	1	4:17.864	B	39.428	1:34.885	2:03.551	282.5	8:33:30.862	
16	1	4:08.772	38.903	1:35.272	1:54.597	281.7	1:47:49.191	73	2	7:47.502	4:24.532	1:32.423	1:50.547	285.4	8:41:18.364		
17	1	4:12.839	39.514	1:36.408	1:56.917	283.2	1:52:02.030	74	2	3:57.951	37.242	1:31.487	1:49.222	283.9	8:45:16.315		
18	1	6:45.251	B	39.071	1:34.754	4:31.426	281.7	1:58:47.281	75	2	4:52.937	B	37.532	2:12.893	2:02.512	283.9	8:50:09.252
19	2	13:03.783	9:35.276	1:35.315	1:53.192	280.3	2:11:51.064	76	2	6:00.187	2:36.180	1:33.555	1:50.452	285.4	8:56:09.439		
20	2	4:13.166	B	39.628	1:35.104	1:58.434	281.7	2:16:04.230	77	2	3:57.749	37.292	1:31.597	1:48.860	284.7	9:00:07.188	
21	2	9:00.826	5:35.697	1:33.424	1:51.705	281.7	2:25:05.056	88 Dempsey - Proton Racing Porsche 911 RSR 1.Satoshi HOSHINO 3.Matteo CAIROLI LMGT E Am 2.Giorgio RODA JR									
22	2	4:09.304	B	38.252	1:32.835	1:58.217	283.2								2:29:14.360		
23	2	7:21.859	3:54.758	1:34.629	1:52.472	269.8	2:36:36.219	1	3	13:59.630	B	...	1:36.772	2:06.169	278.1	13:59.630	
24	2	4:12.023	B	38.173	1:33.846	2:00.004	283.9	2:40:48.242	2	3	5:54.746	2:26.034	1:35.271	1:53.441	274.6	19:54.376	
25	1	8:56.540	5:24.145	1:36.989	1:55.406	265.1	2:49:44.782	3	3	4:06.203	38.210	1:34.407	1:53.586	280.3	24:00.579		
26	1	4:38.468	38.616	1:34.865	2:24.987	281.0	2:54:23.250	4	3	4:05.162	38.130	1:34.183	1:52.849	283.2	28:05.741		
27	1	4:15.872	40.130	1:38.395	1:57.347	278.1	2:58:39.122	5	3	4:03.069	37.893	1:33.473	1:51.703	283.9	32:08.810		
28	1	4:10.609	39.665	1:35.145	1:55.799	282.5	3:02:49.731	6	3	4:10.027	B	37.822	1:34.152	1:58.053	281.7	36:18.837	
29	1	4:11.426	39.514	1:35.380	1:56.532	281.0	3:07:01.157	7	1	10:34.069	6:45.615	1:40.832	2:07.622	281.0	46:52.906		
30	1	4:10.638	39.477	1:34.772	1:56.389	277.4	3:11:11.795	8	1	4:30.056	43.347	1:41.463	2:05.246	203.7	51:22.962		
31	1	4:09.324	39.469	1:35.069	1:54.786	282.5	3:15:21.119	9	1	4:25.665	42.312	1:40.570	2:02.783	270.4	55:48.627		
32	1	4:08.517	39.067	1:34.752	1:54.698	279.5	3:19:29.636	10	1	4:21.843	42.503	1:38.268	2:01.572	285.4	1:00:10.470		
33	1	4:09.477	39.462	1:35.093	1:54.922	278.8	3:23:39.113	11	1	4:24.968	41.304	1:40.154	2:03.010	283.2	1:04:35.438		
34	1	4:11.185	40.326	1:34.519	1:56.340	285.4	3:27:50.298	12	1	4:21.157	42.656	1:38.267	2:00.234	281.7	1:08:56.595		
35	1	4:09.399	39.797	1:35.014	1:54.588	281.7	3:31:59.697	13	1	4:32.976	B	41.255	1:38.766	2:12.955	272.5	1:13:29.571	
36	1	4:10.265	39.663	1:35.287	1:55.315	283.2	3:36:09.962	14	2	8:55.510	5:15.273	1:38.660	2:01.577	281.0	1:22:25.081		
37	1	4:10.603	40.608	1:35.070	1:54.925	283.2	3:40:20.565	15	2	4:10.916	39.619	1:35.118	1:56.179	283.2	1:26:35.997		
38	1	4:08.557	39.644	1:34.511	1:54.402	281.0	3:44:29.122	16	2	6:26.487	B	50.407	2:03.396	3:32.684	190.5	1:33:02.484	
39	1	4:19.513	B	39.962	1:36.285	2:03.266	280.3	3:48:48.635	17	2	16:03.446	...	1:36.154	1:57.400	279.5	1:49:05.930	
40	3	21:50.710	...	1:33.950	1:53.180	280.3	5:10:39.345	18	2	4:06.991	38.844	1:33.791	1:54.356	282.5	1:53:12.921		
41	3	4:02.490	38.422	1:32.820	1:51.248	283.2	5:14:41.835	19	2	7:52.755	B	38.407	2:43.561	4:30.787	283.2	2:01:05.676	
42	3	4:14.574	37.726	1:32.424	2:04.424	283.2	5:18:56.409	20	1	11:35.629	7:56.248	1:38.215	2:01.166	278.8	2:12:41.305		
43	3	6:13.771	38.202	2:24.128	3:11.441	283.2	5:25:10.180	21	1	4:42.512	1:07.323	1:37.141	1:58.048	279.5	2:17:23.817		
44	3	7:43.582	1:10.665	3:12.241	3:20.676	98.1	5:32:53.762	22	1	4:14.929	39.726	1:36.317	1:58.886	281.0	2:21:38.746		
45	3	5:16.524	1:09.441	2:13.821	1:53.262	128.5	5:38:10.286	23	1	4:13.201	39.650	1:36.125	1:57.426	282.5	2:25:51.947		
46	3	4:17.676	37.934	1:32.207	2:07.535	283.2	5:42:27.962	24	1	4:53.540	39.590	1:36.749	2:37.201	281.7	2:30:45.487		
47	3	4:02.203	37.560	1:32.870	1:51.773	282.5	5:46:30.165	25	1	4:12.685	39.435	1:36.105	1:57.145	280.3	2:34:58.172		
48	3	4:02.952	39.339	1:32.596	1:51.017	282.5	5:50:33.117	26	1	4:12.966	40.480	1:35.973	1:56.513	281.7	2:39:11.138		
49	3	4:03.154	39.012	1:33.398	1:50.744	283.2	5:54:36.271	27	1	4:24.242	B	40.227	1:35.652	2:08.363	283.2	2:43:35.380	
50	3	6:17.040	B	37.474	1:56.205	3:43.361	283.2	6:00:53.311	28	3	6:03.356	2:37.878	1:33.958	1:51.520	278.1	2:49:38.736	
51	2	29:19.291	...	1:33.278	1:52.036	281.0	6:30:12.602	29	3	4:34.701	37.774	1:32.348	2:24.579	283.2	2:54:13.437		
52	2	4:00.680	37.982	1:32.457	1:50.241	286.2	6:34:13.282	30	3	4:00.875	37.664	1:32.338	1:50.873	283.2	2:58:14.312		
53	2	4:09.456	B	37.907	1:32.220	1:59.329	286.9	6:38:22.738	31	3	4:02.202	37.643	1:32.658	1:51.901	283.2	3:02:16.514	
54	2	8:08.608	4:35.771	1:37.853	1:54.984	286.2	6:46:31.346	32	3	4:00.291	37.483	1:32.374	1:50.434	283.9	3:06:16.805		
55	2	4:08.015	B	37.633	1:33.540	1:56.842	285.4	6:50:39.361	33	3	4:12.276	B	37.688	1:32.296	2:02.292	283.2	3:10:29.081
56	2	7:44.098	4:21.141	1:32.469	1:50.488	283.9	6:58:23.459	34	3	5:56.294	B	2:27.818	1:32.617	1:55.859	284.7	3:16:25.375	
57	2	4:06.859	B	37.579	1:32.588	1:56.692	284.7	7:02:30.318	35	2	5:09.370	1:41.375	1:35.083	1:52.912	279.5	3:21:34.745	
58	2	4:52.781	1:28.682	1:33.010	1:51.089	281.7	7:07:23.099	36	2	4:06.315	39.330	1:33.854	1:53.131	273.9	3:25:41.060		
59	2	4:01.380	37.541	1:31.581	1:52.258	283.9	7:11:24.479	37	2	4:02.998	38.196	1:33.262	1:51.540	282.5	3:29:44.058		
60	2	4:41.554	B	1:07.507	1:32.641	2:01.406	280.3	7:16:06.033	38	2	4:04.471	38.614	1:33.666	1:52.191	281.7	3:33:48.529	
61	1	6:10.028	2:36.021	1:36.007	1:58.000	283.9	7:22:16.061	39	2	4:13.160	B	40.715	1:33.614	1:58.831	284.7	3:38:01.689	
62	1	4:12.802	40.080	1:36.040	1:56.682	279.5	7:26:28.863	40	3	07:32.835	B	...	1:55.714	6:55.226	204.1	5:45:34.524	
63	1	4:11.962	40.193	1:34.972	1:56.797	281.7	7:30:40.825										





FIA WEC Official Test - 87^e Edition des 24 Heures du Mans Test Session

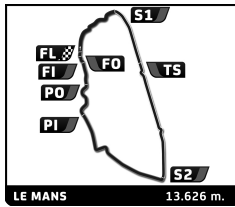
Sector Analysis



■ Personal Best ■ Session Best B Crossing the finish line in pit lane

Lap	D	Time	Sector 1	Sector 2	Sector 3	T. Spd	Elapsed	Lap	D	Time	Sector 1	Sector 2	Sector 3	T. Spd	Elapsed
41	3	17:44.076	...	2:16.638	1:52.436	239.3	6:03:18.600	22	2	4:00.462	38.692	1:31.273	1:50.497	290.8	5:16:56.271
42	3	3:59.898	38.186	1:31.801	1:49.911	287.7	6:07:18.498	23	2	4:33:39.201	37.446	...	1:50.422	290.0	7:00:35.472
43	3	4:16.210B	37.478	1:31.992	2:06.740	287.7	6:11:34.708	24	2	3:59.290	37.650	1:31.643	1:49.997	293.2	7:04:34.762
44	3	7:12.519	3:39.840	1:33.938	1:58.741	247.0	6:18:47.227	25	2	3:58.275	37.539	1:31.407	1:49.329	288.5	7:08:33.037
45	3	4:00.099	38.038	1:31.932	1:50.129	286.2	6:22:47.326	26	2	3:57.641	37.364	1:31.066	1:49.211	288.5	7:12:30.678
46	3	4:01.629	37.461	1:32.563	1:51.605	286.2	6:26:48.955	27	2	4:39.843B	1:06.833	1:33.641	1:59.369	287.7	7:17:10.521
47	3	3:58.866	37.499	1:31.711	1:49.656	286.9	6:30:47.821	28	2	4:42.169	1:23.278	1:30.407	1:48.484	292.4	7:21:52.690
48	3	4:07.028B	37.958	1:33.003	1:56.067	286.9	6:34:54.849	29	2	3:55.298	37.085	1:30.280	1:47.933	291.6	7:25:47.988
49	2	11:08.900B	6:05.281	2:49.813	2:13.806	78.7	6:46:03.749	30	2	3:56.561	37.569	1:30.372	1:48.620	294.0	7:29:44.549
50	2	19:09.428	...	1:38.725	1:56.605	252.2	7:05:13.177	31	2	5:33.437B	37.388	2:56.572	1:59.477	133.2	7:35:17.986
51	2	4:04.789	38.795	1:34.165	1:51.829	283.9	7:09:17.966	32	1	10:48.588	7:22.639	1:33.431	1:52.518	288.5	7:46:06.574
52	2	4:05.453	37.920	1:32.898	1:54.635	287.7	7:13:23.419	33	1	4:00.434	37.572	1:31.315	1:51.547	291.6	7:50:07.008
53	2	4:37.653B	1:05.172	1:33.937	1:58.544	286.2	7:18:01.072	34	1	3:55.962	37.203	1:30.428	1:48.331	292.4	7:54:02.970
54	2	8:50.801	5:25.726	1:33.468	1:51.607	285.4	7:26:51.873	35	1	4:14.425B	37.416	1:32.632	2:04.377	290.0	7:58:17.395
55	2	4:01.462	38.454	1:32.360	1:50.648	286.2	7:30:53.335	36	1	31:39.773	...	1:32.247	1:50.827	286.2	8:29:57.168
56	2	5:20.804	1:08.341	2:18.253	1:54.210	228.2	7:36:14.139	37	1	3:56.963	37.413	1:30.832	1:48.718	288.5	8:33:54.131
57	2	4:00.535	38.001	1:32.095	1:50.439	286.2	7:40:14.674	38	1	3:56.325	37.137	1:30.915	1:48.273	289.3	8:37:50.456
58	2	4:01.839	37.899	1:32.345	1:51.595	286.9	7:44:16.513	39	1	4:07.031B	37.237	1:31.070	1:58.724	291.6	8:41:57.487
59	2	4:01.256	37.773	1:33.295	1:50.188	290.0	7:48:17.769	40	3	5:54.159	2:10.900	1:43.304	1:59.955	289.3	8:47:51.646
60	2	4:23.287B	38.079	1:32.337	2:12.871	287.7	7:52:41.056	41	3	4:06.290	37.153	1:35.825	1:53.312	290.0	8:51:57.936
61	1	11:05.900	5:18.212	2:22.388	3:25.300	218.5	8:03:46.956	42	3	3:57.411	37.030	1:30.792	1:49.589	290.8	8:55:55.347
62	1	7:22.249	1:01.598	3:01.925	3:18.726	117.3	8:11:09.205	43	3	3:56.300	37.039	1:30.270	1:48.991	290.0	8:59:51.647
63	1	5:14.787B	45.305	1:42.636	2:46.846	281.7	8:16:23.992	44	3	3:55.532	36.995	1:30.277	1:48.260	292.4	9:03:47.179
64	1	5:31.764	1:52.600	1:36.129	2:03.035	286.9	8:21:55.756	90 TF Sport 1. Salih YOLUC 2. Euan ALERS-HANKEY Aston Martin Vantage LMGTE Am							
65	1	4:12.187	39.484	1:35.199	1:57.504	285.4	8:26:07.943								
66	1	4:11.302	39.431	1:34.591	1:57.280	284.7	8:30:19.245	1	2	34:24.872	...	2:03.797	2:10.515	135.6	34:24.872
67	1	4:15.929	39.144	1:36.258	2:00.527	282.5	8:34:35.174	2	2	4:38.495B	42.165	1:47.531	2:08.799	191.1	39:03.367
68	1	4:16.568	40.039	1:36.839	1:59.690	284.7	8:38:51.742	3	2	8:11.849	4:07.079	2:00.619	2:04.151	160.5	47:15.216
69	1	4:20.274	41.601	1:38.003	2:00.670	281.7	8:43:12.016	4	2	4:48.033B	46.606	1:48.894	2:12.533	126.1	52:03.249
70	1	4:27.392	40.540	1:35.523	2:11.329	281.0	8:47:39.408	5	2	9:17.033	5:43.955	1:37.693	1:55.385	272.5	1:01:20.282
71	1	4:20.891	39.567	1:39.196	2:02.128	276.7	8:52:00.299	6	2	4:07.898	39.029	1:35.794	1:53.075	276.0	1:05:28.180
72	1	4:19.648	39.987	1:39.497	2:00.164	281.7	8:56:19.947	7	2	4:05.125	38.410	1:34.467	1:52.248	278.8	1:10:33.305
73	1	4:13.039	40.214	1:35.657	1:57.168	282.5	9:00:32.986	8	2	4:10.671B	38.195	1:33.687	1:58.789	280.3	1:13:43.976
89 Risi Competizione 1. Pipo DERANI 2. Oliver JARVIS							Ferrari 488 GTE EVO LMGTE Pro								
1	1	12:19.074B	...	1:38.175	2:02.620	240.4	2:12:19.074	9	2	10:43.619	7:14.108	1:34.778	1:54.733	278.8	1:24:27.595
2	1	6:51.797	3:26.206	1:33.572	1:52.019	285.4	2:19:10.871	10	2	4:03.851	38.345	1:33.732	1:51.774	281.7	1:28:31.446
3	1	4:00.648	37.916	1:31.764	1:50.968	291.6	2:23:11.519	11	2	6:16.654	38.202	2:00.193	3:38.259	281.0	1:34:48.100
4	1	4:03.747	39.208	1:32.113	1:52.426	288.5	2:27:15.266	12	2	4:16.538B	38.419	1:34.070	2:04.049	279.5	1:39:04.638
5	1	5:17.491B	38.404	1:33.326	3:05.761	290.0	2:32:32.757	13	2	6:25.440	2:53.855	1:35.673	1:55.912	278.8	1:45:30.078
6	1	10:27.339	7:00.025	1:34.321	1:52.993	286.2	2:43:00.096	14	2	4:03.767	38.138	1:34.250	1:51.379	282.5	1:49:33.845
7	1	3:59.945	37.770	1:31.738	1:50.437	289.3	2:47:00.041	15	2	4:02.569	38.523	1:33.316	1:50.730	281.0	1:53:36.414
8	1	4:09.525B	37.630	1:31.650	2:00.245	292.4	2:51:09.566	16	2	8:26.109B	37.822	3:15.597	4:32.690	281.0	2:02:02.523
9	3	7:45.782	4:19.149	1:33.180	1:53.453	268.4	2:58:55.348	17	1	11:47.189	7:57.358	1:41.623	2:08.208	273.9	2:13:49.712
10	3	4:00.018	37.593	1:31.800	1:50.625	290.8	3:02:55.366	18	1	4:44.708	1:08.573	1:39.138	1:56.997	276.7	2:18:34.420
11	3	4:01.131	37.974	1:31.804	1:51.353	291.6	3:06:56.497	19	1	4:14.061	40.906	1:36.891	1:56.264	281.0	2:22:48.481
12	3	3:58.601	37.897	1:31.145	1:49.559	289.3	3:10:55.098	20	1	4:26.085B	39.885	1:38.530	2:07.670	278.8	2:27:14.566
13	3	4:07.240B	37.341	1:30.924	1:58.975	288.5	3:15:02.338	21	3	6:47.027	2:26.739	1:36.288	2:44.000	266.5	2:34:01.593
14	3	12:33.963	9:09.159	1:32.171	1:52.633	286.2	3:27:36.301	22	3	4:11.533B	38.757	1:33.939	1:58.837	283.2	2:38:13.126
15	3	3:58.828	37.659	1:31.465	1:49.704	287.7	3:31:35.129	23	1	8:50.834	5:17.755	1:36.520	1:56.559	276.7	2:47:03.960
16	3	4:01.029	38.360	1:32.541	1:50.128	288.5	3:35:36.158	24	1	4:24.473	38.836	1:39.740	2:05.897	282.5	2:51:28.433
17	3	3:58.032	37.470	1:30.905	1:49.657	291.6	3:39:34.190	25	1	4:11.057	40.361	1:35.449	1:55.247	279.5	2:55:39.490
18	3	4:09.355B	37.682	1:33.982	1:57.691	246.4	3:43:43.545	26	1	4:10.253	39.030	1:37.658	1:53.565	281.7	2:59:49.743
19	2	21:09.330	...	1:37.527	1:54.942	238.8	5:04:52.875	27	1	4:07.936	38.685	1:34.621	1:54.630	281.0	3:03:57.679
20	2	4:02.690	38.376	1:32.998	1:51.316	288.5	5:08:55.565	28	1	4:09.163	39.359	1:35.229	1:54.575	281.7	3:08:06.842
21	2	4:00.244	37.817	1:31.706	1:50.721	290.0	5:12:55.809	29	1	4:05.328	38.385	1:34.336	1:52.607	281.7	3:12:12.170
								30	1	4:04.951	38.423	1:34.044	1:52.484	282.5	3:16:17.121
								31	1	4:16.057B	38.801	1:36.970	2:00.286	283.9	3:20:33.178





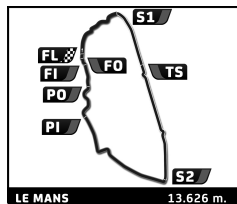
FIA WEC Official Test - 87^o Edition des 24 Heures du Mans Test Session



Sector Analysis

Personal Best Session Best B Crossing the finish line in pit lane

Lap	D	Time	Sector 1	Sector 2	Sector 3	T. Spd	Elapsed	Lap	D	Time	Sector 1	Sector 2	Sector 3	T. Spd	Elapsed
32	3	6:07.289	2:39.184	1:35.035	1:53.070	278.1	3:26:40.467	8	3	4:08.933B	39.812	1:32.257	1:56.864	289.3	1:15:54.388
33	3	4:02.406	38.226	1:32.873	1:51.307	281.0	3:30:42.873	9	3	3:58.524	37.480	1:31.715	1:49.329	289.3	1:26:23.726
34	3	4:07.766B	37.918	1:33.234	1:56.614	280.3	3:34:50.639	10	3	3:58.524	37.480	1:31.715	1:49.329	289.3	1:30:22.250
35	3	5:22.880	1:50.701	1:36.239	1:55.940	283.9	3:40:13.519	11	3	6:19.839B	1:04.561	3:17.618	1:57.660	78.7	1:36:42.089
36	3	4:10.313B	38.005	1:33.149	1:59.159	280.3	3:44:23.832	12	3	8:30.420	5:08.464	1:31.997	1:49.959	286.9	1:45:12.509
37	1	9:13.362	4:34.034	1:35.483	3:03.845	280.3	3:53:37.194	13	3	3:58.690	37.344	1:30.984	1:50.362	292.4	1:49:11.199
38	1	4:07.366	38.992	1:34.601	1:53.773	278.8	3:57:44.560	14	3	3:59.951	37.453	1:31.474	1:51.024	290.8	1:53:11.150
39	1	4:10.536	39.107	1:33.660	1:57.769	281.0	4:01:55.096	15	3	7:40.105B	37.304	2:32.538	4:30.263	289.3	2:00:51.255
40	1	4:16.263B	39.566	1:35.375	2:01.322	281.7	4:06:11.359	16	2	12:38.173	8:59.571	1:38.187	2:00.415	211.3	2:13:29.428
41	3	3:36:09.400	...	1:33.961	2:09.174	278.8	5:42:20.759	17	2	4:33.541	1:07.164	1:33.981	1:52.396	285.4	2:18:02.969
42	3	4:10.547B	38.043	1:32.596	1:59.908	285.4	5:46:31.306	18	2	4:04.291	37.934	1:33.834	1:52.523	290.0	2:22:07.260
43	3	11:11.117	7:03.922	1:33.995	2:33.200	278.1	5:57:42.423	19	2	4:02.857	37.855	1:32.709	1:52.293	290.0	2:26:10.117
44	3	5:30.802	1:25.381	2:14.494	1:50.927	235.2	6:03:13.225	20	2	5:03.019B	38.282	1:32.556	2:52.181	290.8	2:31:13.136
45	3	4:00.188	37.964	1:32.282	1:49.942	283.2	6:07:13.413	21	2	7:26.684	4:01.801	1:33.172	1:51.711	273.2	2:38:39.820
46	3	4:05.411B	37.722	1:31.831	1:55.858	286.2	6:11:18.824	22	2	3:59.230	37.321	1:31.845	1:50.064	290.0	2:42:39.050
47	2	5:46.533	2:21.005	1:33.131	1:52.397	283.2	6:17:05.357	23	2	3:58.869	37.277	1:31.374	1:50.218	290.8	2:46:37.919
48	2	4:08.658	37.728	1:31.948	1:58.982	283.9	6:21:14.015	24	2	4:08.275B	37.350	1:31.522	1:59.403	289.3	2:50:46.194
49	2	4:07.105	37.888	1:31.802	1:57.415	286.2	6:25:21.120	25	1	9:13.615	5:49.252	1:33.146	1:51.217	289.3	2:59:59.809
50	2	4:14.788B	41.293	1:36.533	1:56.962	257.0	6:29:35.908	26	1	3:58.462	37.786	1:31.592	1:49.084	290.0	3:03:58.271
51	1	13:01.286	8:19.944	2:46.951	1:54.391	79.3	6:42:37.194	27	1	3:59.896	39.046	1:31.585	1:49.265	290.0	3:07:58.167
52	1	4:06.200	39.001	1:34.202	1:52.997	283.2	6:46:43.394	28	1	3:58.146	37.326	1:31.463	1:49.357	289.3	3:11:56.313
53	1	4:04.427	38.757	1:33.788	1:51.882	283.9	6:50:47.821	29	1	3:58.577	37.496	1:30.953	1:50.128	290.8	3:15:54.890
54	1	4:06.392	38.263	1:34.359	1:53.770	283.2	6:54:54.213	30	1	3:58.340	37.782	1:32.005	1:48.553	291.6	3:19:53.230
55	1	4:05.745	39.184	1:32.557	1:54.004	284.7	6:58:59.958	31	1	3:56.627	37.138	1:30.958	1:48.531	290.0	3:23:49.857
56	1	4:02.838	38.487	1:32.912	1:51.439	283.2	7:03:02.796	32	1	4:04.616B	37.644	1:31.001	1:55.971	290.8	3:27:54.473
57	1	4:04.069	38.491	1:33.254	1:52.324	283.9	7:07:06.865	33	1	9:15.549	5:54.018	1:31.721	1:49.810	289.3	3:37:10.022
58	1	4:10.979	38.524	1:32.496	1:59.959	283.2	7:11:17.844	34	1	3:56.525	37.037	1:30.723	1:48.765	290.8	3:41:06.547
59	1	4:47.351B	1:10.179	1:34.848	2:02.324	252.2	7:16:05.195	35	1	4:02.182	37.133	1:31.442	1:53.607	289.3	3:45:08.729
60	2	12:22.825	8:52.268	1:33.100	1:57.457	283.2	7:28:28.020	36	1	4:01.074	37.478	1:31.240	1:52.356	289.3	3:49:09.803
61	2	5:16.009	37.733	1:32.606	3:05.670	284.7	7:33:44.029	37	1	5:06.797	37.263	1:30.729	2:58.805	290.0	3:54:16.600
62	2	4:00.052	37.884	1:32.441	1:49.727	283.9	7:37:44.081	38	1	3:55.887	36.925	1:30.684	1:48.278	289.3	3:58:12.487
63	2	3:58.843	37.791	1:31.662	1:49.390	285.4	7:41:42.924	39	1	4:04.012B	37.565	1:30.962	1:55.485	290.0	4:02:16.499
64	2	4:09.255B	38.237	1:33.259	1:57.759	284.7	7:45:52.179	40	3	08:49.761	...	1:32.661	1:50.403	286.2	5:11:06.260
65	1	5:45.156	2:16.562	1:33.478	1:55.116	281.7	7:51:37.335	41	3	4:06.695B	37.565	1:32.140	1:56.990	288.5	5:15:12.955
66	1	4:20.324	38.612	1:34.663	2:07.049	286.2	7:55:57.659	42	3	25:42.236	...	1:32.634	1:51.130	284.7	5:40:55.191
67	1	5:24.111B	42.633	1:59.810	2:41.668	249.8	8:01:21.770	43	3	4:55.780	37.375	1:31.650	2:46.755	288.5	5:45:50.971
68	3	14:52.349	...	1:37.645	2:28.233	227.3	8:16:14.119	44	3	3:57.385	37.093	1:30.746	1:49.546	291.6	5:49:48.356
69	3	4:35.639	39.526	1:37.845	2:18.268	276.7	8:20:49.758	45	3	3:56.908	37.440	1:30.843	1:48.625	293.2	5:53:45.264
70	3	4:05.678	38.802	1:33.538	1:53.338	283.2	8:24:55.436	46	3	5:35.258B	37.209	1:31.289	3:26.760	273.9	5:59:20.522
71	3	4:02.744	37.926	1:30.856	1:53.962	289.3	8:28:58.180	47	3	10:47.529	7:24.043	1:31.405	1:52.081	285.4	6:10:08.051
72	3	4:17.373B	37.752	1:36.766	2:02.855	284.7	8:33:15.553	48	3	3:58.413	37.113	1:31.284	1:50.016	290.0	6:14:06.464
73	1	7:24.934	3:47.701	1:38.906	1:58.327	263.9	8:40:40.487	49	3	3:56.800	37.012	1:30.460	1:49.328	290.0	6:18:03.264
74	1	4:03.801	38.595	1:33.279	1:51.927	283.2	8:44:44.288	50	3	3:57.935	37.130	1:30.693	1:50.112	288.5	6:22:01.199
75	1	4:57.316	39.017	2:17.318	2:00.981	282.5	8:49:41.604	51	3	4:36.796B	40.737	1:47.364	2:08.695	219.4	6:26:37.995
76	1	4:03.186	38.793	1:32.576	1:51.817	286.9	8:53:44.790	52	2	39:40.449	...	1:33.272	1:51.399	278.8	7:06:18.444
77	1	4:01.977	38.522	1:32.514	1:50.941	284.7	8:57:46.767	53	2	3:58.137	37.648	1:31.530	1:48.959	289.3	7:10:16.581
78	1	4:01.956	38.479	1:32.384	1:51.093	287.7	9:01:48.723	54	2	3:56.903	37.122	1:31.120	1:48.661	289.3	7:14:13.484
91	Porsche GT Team						Porsche 911 RSR								
	1. Gianmaria BRUNI						LMGTE Pro								
	2. Richard LIETZ														
	3. Frédéric MAKOWIECKI														
1	3	37:17.193B	...	1:38.480	2:01.910	248.7	37:17.193	55	2	4:02.085	37.507	1:30.980	1:53.598	290.0	7:18:15.569
2	3	14:18.914	...	1:35.595	1:53.201	281.0	51:36.107	56	2	3:58.393	37.295	1:30.650	1:50.448	291.6	7:22:13.962
3	3	4:03.992	37.541	1:32.871	1:53.580	288.5	55:40.099	57	2	3:55.890	37.052	1:30.600	1:48.238	291.6	7:26:09.852
4	3	4:02.767	37.743	1:32.258	1:52.766	290.8	59:42.866	58	2	3:58.344	37.743	1:31.286	1:49.315	290.0	7:30:08.196
5	3	4:01.830	38.072	1:32.668	1:51.090	286.9	1:03:44.696	59	2	5:25.249B	37.511	2:51.871	1:55.867	79.3	7:35:33.445
6	3	4:00.712	37.819	1:32.074	1:50.819	289.3	1:07:45.408	60	2	10:21.143	6:51.274	1:37.735	1:52.134	258.8	7:45:54.588
7	3	4:00.047	37.470	1:31.999	1:50.578	288.5	1:11:45.455	61	2	3:57.399	37.712	1:31.219	1:48.468	288.5	7:49:51.987
								62	2	3:55.197	37.114	1:30.356	1:47.727	289.3	7:53:47.184
								63	2	4:26.997B	37.233	1:31.404	2:18.360	290.8	7:58:14.181
								64	1	19:18.665	...	1:32.696	2:23.635	282.5	8:17:32.846



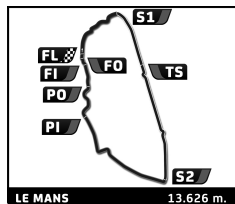
FIA WEC Official Test - 87^e Edition des 24 Heures du Mans Test Session

Sector Analysis



■ Personal Best ■ Session Best B Crossing the finish line in pit lane

Lap	D	Time	Sector 1	Sector 2	Sector 3	T. Spd	Elapsed	Lap	D	Time	Sector 1	Sector 2	Sector 3	T. Spd	Elapsed
65	1	3:57.754	37.238	1:31.398	1:49.118	287.7	8:21:30.600	44	2	3:58.937	37.086	1:31.169	1:50.682	288.5	5:46:28.132
66	1	3:54.769	36.960	1:30.161	1:47.648	290.8	8:25:25.369	45	2	3:55.978	37.196	1:30.501	1:48.281	288.5	5:50:24.110
67	1	3:54.918	37.066	1:30.304	1:47.548	291.6	8:29:20.287	46	2	4:08.326B	37.138	1:32.485	1:58.703	286.2	5:54:32.436
68	1	3:56.492	37.150	1:30.476	1:48.866	291.6	8:33:16.779	47	2	16:32.777	...	1:32.079	1:51.872	286.2	6:11:05.213
69	1	3:57.010	37.033	1:30.205	1:49.772	290.0	8:37:13.789	48	2	3:57.387	37.334	1:31.613	1:48.440	286.9	6:15:02.600
70	1	3:54.676	36.722	1:30.345	1:47.609	289.3	8:41:08.465	49	2	3:55.898	37.062	1:30.796	1:48.040	287.7	6:18:58.498
71	1	3:56.783	37.249	1:30.791	1:48.743	290.0	8:45:05.248	50	2	4:03.288B	37.119	1:31.174	1:54.995	290.0	6:23:01.786
72	1	4:43.698	36.827	2:11.035	1:55.836	290.0	8:49:48.946	51	2	11:26.758	8:06.739	1:31.796	1:48.223	286.2	6:34:28.544
73	1	3:58.230	36.647	1:30.084	1:51.499	292.4	8:53:47.176	52	2	4:10.907	37.384	1:45.426	1:48.097	186.5	6:38:39.451
74	1	3:58.509	36.995	1:30.561	1:50.953	290.0	8:57:45.685	53	2	5:09.799	39.022	2:43.188	1:47.589	79.3	6:43:49.250
75	1	3:54.279	36.736	1:30.134	1:47.409	290.8	9:01:39.964	54	2	3:55.823	37.080	1:30.918	1:47.825	289.3	6:47:45.073
92 Porsche GT Team Porsche 911 RSR LMGT E Pro 1. Michael CHRISTENSEN 3. Laurens VANTHOOR 2. Kevin ESTRE								93 Porsche GT Team Porsche 911 RSR LMGT E Pro 1. Patrick PILET 3. Nicholas TANDY 2. Earl BAMBER							
1	3	49:37.828	...	1:35.441	1:52.323	266.5	49:37.828	58	2	4:02.637B	37.604	1:30.323	1:54.710	289.3	7:03:35.692
2	3	4:00.018	37.521	1:31.870	1:50.627	289.3	53:37.846	59	2	6:35.239	3:15.590	1:31.139	1:48.510	286.2	7:10:10.931
3	3	4:07.499B	37.232	1:31.849	1:58.418	287.7	57:45.345	60	2	3:56.909	37.326	1:30.548	1:49.035	289.3	7:14:07.840
4	3	18:27.470	...	1:32.956	1:56.242	289.3	1:16:12.815	61	2	3:56.819	37.475	1:31.190	1:48.154	290.0	7:18:04.659
5	3	3:58.385	37.381	1:31.583	1:49.421	290.0	1:20:11.200	62	2	3:56.431	37.655	1:30.886	1:47.890	290.8	7:22:01.090
6	3	3:58.819	38.072	1:31.523	1:49.224	289.3	1:24:10.019	63	2	4:03.830B	37.333	1:31.265	1:55.232	290.0	7:26:04.920
7	3	3:58.372	37.312	1:31.654	1:49.406	289.3	1:28:08.391	64	1	11:48.180	8:25.014	1:32.940	1:50.226	285.4	7:37:53.100
8	3	6:22.186B	38.004	1:36.417	4:07.765	289.3	1:34:30.577	65	1	3:57.983	37.612	1:31.027	1:49.344	289.3	7:41:51.083
9	3	8:59.341	5:34.149	1:32.937	1:52.255	286.2	1:43:29.918	66	1	3:56.221	37.369	1:30.612	1:48.240	289.3	7:45:47.304
10	3	3:59.624	37.410	1:32.019	1:50.195	288.5	1:47:29.542	67	1	3:57.971	37.457	1:31.835	1:48.679	291.6	7:49:45.275
11	3	3:59.622	37.877	1:31.649	1:50.096	289.3	1:51:29.164	68	1	4:02.908B	37.363	1:30.493	1:55.052	290.0	7:53:48.183
12	3	6:42.025B	37.591	1:35.926	4:28.508	290.0	1:58:11.189	69	1	24:02.688	...	1:31.639	2:22.109	284.7	8:17:50.871
13	3	17:36.027	...	1:33.438	1:52.584	285.4	2:15:47.216	70	1	3:57.681	37.250	1:30.309	1:50.122	289.3	8:21:48.552
14	3	3:58.656	37.708	1:31.332	1:49.616	288.5	2:19:45.872	71	1	3:55.681	37.119	1:30.425	1:48.137	289.3	8:25:44.233
15	3	3:57.225	37.095	1:31.456	1:48.674	288.5	2:23:43.097	72	1	3:55.392	37.074	1:30.272	1:48.046	288.5	8:29:39.625
16	3	3:57.514	37.317	1:31.272	1:48.925	287.7	2:27:40.611	73	1	4:02.485B	37.143	1:30.760	1:54.582	289.3	8:33:42.110
17	3	5:07.051	37.384	1:31.104	2:58.563	290.8	2:32:47.662	74	1	12:46.784	9:23.431	1:32.603	1:50.750	284.7	8:46:28.894
18	3	3:58.120	37.104	1:30.882	1:50.134	289.3	2:36:45.782	75	1	4:42.881	36.966	2:11.682	1:54.233	288.5	8:51:11.775
19	3	4:09.594	37.192	1:31.644	2:00.758	289.3	2:40:55.376	76	1	3:55.156	36.950	1:30.185	1:48.021	289.3	8:55:06.931
20	3	3:56.718	37.323	1:30.747	1:48.648	290.0	2:44:52.094	77	1	4:00.588	37.312	1:31.701	1:51.575	251.0	8:59:07.519
21	3	3:58.113	37.296	1:31.281	1:49.536	291.6	2:48:50.207	78	1	3:55.378	37.221	1:30.386	1:47.771	289.3	9:03:02.897
22	3	4:35.215	38.414	1:31.584	2:25.217	291.6	2:53:25.422								
23	3	3:58.522	37.283	1:31.266	1:49.973	288.5	2:57:23.944								
24	3	3:57.093	37.139	1:31.032	1:48.922	290.0	3:01:21.037								
25	3	3:57.176	37.156	1:31.654	1:48.366	291.6	3:05:18.213								
26	3	4:01.809B	37.050	1:30.714	1:54.045	290.0	3:09:20.022								
27	2	13:57.858	...	1:35.119	1:52.538	264.5	3:23:17.880								
28	2	4:01.155	37.680	1:32.880	1:50.595	287.7	3:27:19.035								
29	2	4:00.006	37.618	1:32.653	1:49.735	286.9	3:31:19.041								
30	2	3:58.497	37.524	1:31.418	1:49.555	286.9	3:35:17.538								
31	2	4:04.294B	37.874	1:31.466	1:54.954	287.7	3:39:21.832								
32	2	7:31.437	4:03.724	1:31.768	1:55.945	286.2	3:46:53.269								
33	2	4:01.236	37.974	1:32.024	1:51.238	286.9	3:50:54.505								
34	2	4:16.254	37.227	1:31.291	2:07.736	287.7	3:55:10.759								
35	2	3:59.643	37.444	1:33.483	1:48.716	290.0	3:59:10.402								
36	2	3:56.401	37.117	1:31.121	1:48.163	287.7	4:03:06.803								
37	2	4:04.100B	37.334	1:31.835	1:54.931	287.7	4:07:10.903								
38	2	00:20.822	...	1:31.487	1:48.348	286.2	5:07:31.725								
39	2	3:56.873	37.102	1:30.963	1:48.808	288.5	5:11:28.598								
40	2	3:57.475	37.474	1:30.835	1:49.166	289.3	5:15:26.073								
41	2	5:06.774	37.184	1:31.099	2:58.491	288.5	5:20:32.847								
42	2	7:21.342B	1:01.120	3:03.525	3:16.697	106.7	5:27:54.189								
43	2	14:35.006	...	1:31.706	1:59.648	288.5	5:42:29.195								



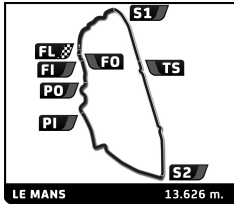
FIA WEC Official Test - 87^e Edition des 24 Heures du Mans Test Session

Sector Analysis



■ Personal Best ■ Session Best ■ Crossing the finish line in pit lane

Lap	D	Time	Sector 1	Sector 2	Sector 3	T. Spd	Elapsed	Lap	D	Time	Sector 1	Sector 2	Sector 3	T. Spd	Elapsed	
20	2	4:00.546	38.027	1:32.341	1:50.178	289.3	1:51:50.079	77	3	24:49.992	...	1:34.483	1:50.085	283.2	8:21:51.407	
21	2	6:40.740 B	37.642	1:32.989	4:30.109	289.3	1:58:30.819	78	3	3:55.299	36.883	1:30.381	1:48.035	290.8	8:25:46.706	
22	2	18:18.802	...	1:32.475	1:49.411	286.2	2:16:49.621	79	3	3:55.034	36.686	1:30.424	1:47.924	289.3	8:29:41.740	
23	2	3:58.171	37.248	1:31.647	1:49.276	287.7	2:20:47.792	80	3	3:54.911	36.771	1:30.130	1:48.010	291.6	8:33:36.651	
24	2	3:59.227	37.758	1:31.831	1:49.638	289.3	2:24:47.019	81	3	3:57.370	37.937	1:31.823	1:47.610	267.1	8:37:34.021	
25	2	4:06.195 B	37.707	1:31.504	1:56.984	289.3	2:28:53.214	82	3	3:55.953	37.312	1:30.219	1:48.422	278.8	8:41:29.974	
26	2	20:32.834	...	1:31.442	1:50.760	288.5	2:49:26.048	83	3	3:54.915	37.271	1:30.031	1:47.613	291.6	8:45:24.889	
27	2	4:30.202	37.182	1:31.169	2:21.851	289.3	2:53:56.250	84	3	4:48.745	37.232	2:12.202	1:59.311	292.4	8:50:13.634	
28	2	3:56.805	37.106	1:31.013	1:48.686	289.3	2:57:53.055	85	3	3:54.239	36.980	1:30.097	1:47.162	290.0	8:54:07.873	
29	2	4:02.205 B	37.109	1:30.938	1:54.158	290.0	3:01:55.260	86	3	3:54.233	36.840	1:30.093	1:47.300	289.3	8:58:02.106	
30	1	6:05.392	2:38.150	1:33.162	1:54.080	283.2	3:08:00.652	87	3	4:01.638 B	36.928	1:29.664	1:55.046	292.4	9:02:03.744	
31	1	3:59.162	37.611	1:31.631	1:49.920	288.5	3:11:59.814	94 Porsche GT Team							Porsche 911 RSR	
32	1	4:00.801	38.241	1:31.392	1:51.168	290.0	3:16:00.615	1.Sven MÜLLER							3.Dennis OLSEN	LMGTE Pro
33	1	4:01.355	37.776	1:33.332	1:50.247	267.8	3:20:01.970	2.Mathieu JAMINET								
34	1	4:02.206	37.712	1:32.029	1:52.465	289.3	3:24:04.176	1	2	:03:33.300 B	...	4:18.055	4:35.125	78.8	2:03:33.300	
35	1	3:58.033	37.364	1:31.326	1:49.343	288.5	3:28:02.209	2	2	11:04.505	7:27.701	1:36.785	2:00.019	235.2	2:14:37.805	
36	1	3:57.709	37.270	1:31.140	1:49.299	289.3	3:31:59.918	3	2	4:35.175	1:08.234	1:34.667	1:52.274	240.9	2:19:12.980	
37	1	4:06.337 B	37.777	1:31.883	1:56.677	269.8	3:36:06.255	4	2	4:04.235	38.395	1:33.421	1:52.419	290.0	2:23:17.215	
38	1	8:28.899	5:00.760	1:32.590	1:55.549	286.2	3:44:35.154	5	2	4:02.416	38.422	1:32.762	1:51.232	285.4	2:27:19.631	
39	1	3:59.192	37.443	1:32.000	1:49.749	287.7	3:48:34.346	6	2	5:12.349	37.784	1:34.138	3:00.427	278.1	2:32:31.980	
40	1	5:08.941	36.996	1:32.040	2:59.905	289.3	3:53:43.287	7	2	4:02.222	38.021	1:32.705	1:51.496	288.5	2:36:34.202	
41	1	3:57.291	37.374	1:30.977	1:48.940	288.5	3:57:40.578	8	2	4:11.025 B	38.232	1:34.789	1:58.004	288.5	2:40:45.227	
42	1	3:56.844	37.358	1:30.987	1:48.499	289.3	4:01:37.422	9	2	14:14.969	...	1:33.361	2:08.404	287.7	2:55:00.196	
43	1	4:02.015 B	37.044	1:30.624	1:54.347	289.3	4:05:39.437	10	2	3:59.897	37.615	1:32.138	1:50.144	290.0	2:59:00.093	
44	1	17:15.938	...	1:37.735	2:20.932	288.5	5:22:55.375	11	2	3:57.840	37.603	1:31.135	1:49.102	291.6	3:02:57.933	
45	1	7:21.263 B	40.646	2:58.175	3:42.442	123.6	5:30:16.638	12	2	4:05.276 B	37.489	1:31.407	1:56.380	291.6	3:07:03.209	
46	1	6:17.451	1:12.234	2:35.842	2:29.375	158.4	5:36:34.089	13	2	14:44.126	...	1:32.646	1:50.398	286.9	3:21:47.335	
47	1	3:57.907	37.452	1:31.119	1:49.336	290.8	5:40:31.996	14	2	3:58.792	37.433	1:31.828	1:49.531	288.5	3:25:46.127	
48	1	5:07.129	37.233	1:31.090	2:58.806	290.0	5:45:39.125	15	2	4:03.607 B	37.168	1:31.154	1:55.285	288.5	3:29:49.734	
49	1	3:57.056	37.015	1:30.530	1:49.511	290.0	5:49:36.181	16	2	5:10.577	1:47.876	1:32.665	1:50.036	286.2	3:35:00.311	
50	1	3:56.811	37.127	1:30.441	1:49.243	291.6	5:53:32.992	17	2	3:58.506	37.487	1:31.338	1:49.681	288.5	3:38:58.817	
51	1	5:19.251	36.967	1:30.529	3:11.755	288.5	5:58:52.243	18	2	4:00.432	38.326	1:31.302	1:50.804	287.7	3:42:59.249	
52	1	4:39.862	1:17.683	1:31.352	1:50.827	290.0	6:03:32.105	19	2	4:08.572 B	37.305	1:31.404	1:59.863	288.5	3:47:07.821	
53	1	3:56.493	37.375	1:30.593	1:48.525	290.8	6:07:28.598	20	1	6:37.299	1:54.374	1:38.717	3:04.208	288.5	3:53:45.120	
54	1	3:55.358	36.914	1:30.266	1:48.178	290.0	6:11:23.956	21	1	4:02.892	38.222	1:33.047	1:51.623	288.5	3:57:48.012	
55	1	3:58.350	37.404	1:30.451	1:50.495	290.0	6:15:22.306	22	1	4:00.730	37.936	1:32.080	1:50.714	289.3	4:01:48.742	
56	1	3:57.752	37.202	1:30.462	1:50.088	290.0	6:19:20.058	23	1	4:05.944 B	37.412	1:31.511	1:57.021	288.5	4:05:54.686	
57	1	3:55.238	37.192	1:30.345	1:47.701	290.0	6:23:15.296	24	1	:01:51.064 B	...	1:33.117	1:57.311	283.2	5:07:45.750	
58	1	4:03.087 B	37.021	1:30.647	1:55.419	288.5	6:27:18.383	25	1	5:53.479	2:31.874	1:31.857	1:49.748	286.9	5:13:39.229	
59	2	8:24.288	5:02.220	1:31.796	1:50.272	289.3	6:35:42.671	26	1	3:58.326	37.493	1:30.992	1:49.841	289.3	5:17:37.555	
60	2	5:57.888	1:25.181	2:43.892	1:48.815	78.8	6:41:40.559	27	1	5:08.800	37.325	1:31.514	2:59.961	288.5	5:22:46.355	
61	2	4:32.482	39.832	2:03.377	1:49.273	260.7	6:46:13.041	28	1	7:25.941 B	39.454	3:03.344	3:43.143	116.4	5:30:12.296	
62	2	3:57.001	37.006	1:30.603	1:49.392	291.6	6:50:10.042	29	1	10:31.614	7:07.757	1:32.518	1:51.339	279.5	5:40:43.910	
63	2	3:59.208	38.207	1:31.658	1:49.343	288.5	6:54:09.250	30	1	5:03.494	37.863	1:32.175	2:53.456	277.4	5:45:47.404	
64	2	3:56.020	37.059	1:30.753	1:48.208	288.5	6:58:05.270	31	1	3:59.214	37.383	1:31.877	1:49.954	290.8	5:49:46.618	
65	2	3:56.761	37.142	1:30.697	1:48.922	289.3	7:02:02.031	32	1	3:57.127	37.306	1:30.905	1:48.916	289.3	5:53:43.745	
66	2	3:56.137	37.010	1:30.479	1:48.648	290.0	7:05:58.168	33	1	5:36.105 B	37.445	1:31.827	3:26.833	283.2	5:59:19.850	
67	2	3:54.978	37.010	1:30.483	1:47.485	289.3	7:09:53.146	34	1	5:12.769	1:50.932	1:32.060	1:49.777	283.9	6:04:32.619	
68	2	4:05.765 B	37.664	1:30.770	1:57.331	289.3	7:13:58.911	35	1	3:59.504	37.306	1:31.269	1:50.929	287.7	6:08:32.123	
69	2	8:46.695	5:28.022	1:30.679	1:47.994	289.3	7:22:45.606	36	1	3:57.579	37.363	1:30.976	1:49.240	289.3	6:12:29.702	
70	2	3:54.559	36.930	1:30.115	1:47.514	290.0	7:26:40.165	37	1	3:57.313	37.537	1:31.203	1:48.573	288.5	6:16:27.015	
71	2	4:03.723 B	37.127	1:29.988	1:56.608	291.6	7:30:43.888	38	1	3:56.515	37.365	1:30.793	1:48.357	290.0	6:20:23.530	
72	2	5:46.038	2:12.766	1:36.428	1:56.844	286.9	7:36:29.926	39	1	4:05.499 B	37.590	1:31.357	1:56.552	291.6	6:24:29.029	
73	2	3:59.167	37.347	1:30.572	1:51.248	291.6	7:40:29.093	40	3	5:46.673	2:21.746	1:32.724	1:52.203	288.5	6:30:15.702	
74	2	4:01.337 B	37.160	1:30.450	1:53.727	291.6	7:44:30.430	41	3	4:02.044	39.275	1:31.765	1:51.004	291.6	6:34:17.746	
75	3	8:13.238	4:51.486	1:31.909	1:49.843	286.9	7:52:43.668	42	3	4:00.242	37.999	1:31.992	1:50.251	290.0	6:38:17.988	
76	3	4:17.747 B	37.070	1:30.964	2:09.713	290.0	7:57:01.415	43	3	5:24.024	49.607	2:44.318	1:50.099	79.0	6:43:42.012	



FIA WEC
Official Test - 87^o Edition des 24 Heures du Mans
Test Session

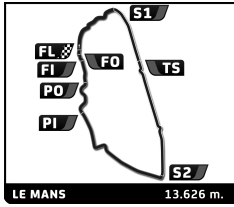
Sector Analysis



■ Personal Best ■ Session Best B Crossing the finish line in pit lane

Lap	D	Time	Sector 1	Sector 2	Sector 3	T. Spd	Elapsed	Lap	D	Time	Sector 1	Sector 2	Sector 3	T. Spd	Elapsed
44	3	3:59.010	37.434	1:32.202	1:49.374	290.0	6:47:41.022	24	1	3:59.228	37.719	1:31.354	1:50.155	292.4	1:49:44.677
45	3	4:06.514 B	37.767	1:31.366	1:57.381	292.4	6:51:47.536	25	1	24:14.066 B	37.574	1:31.530	...	293.2	2:13:58.743
46	3	5:03.918	1:42.469	1:31.732	1:49.717	286.2	6:56:51.454	26	2	3:32:21.696	...	1:52.549	1:50.558	275.3	6:46:20.439
47	3	3:57.420	37.153	1:30.899	1:49.368	289.3	7:00:48.874	27	2	3:58.750	37.479	1:31.204	1:50.067	291.6	6:50:19.189
48	3	3:57.517	37.226	1:30.954	1:49.337	289.3	7:04:46.391	28	2	3:59.213	37.350	1:31.753	1:50.110	294.0	6:54:18.402
49	3	3:57.459	37.134	1:30.951	1:49.374	292.4	7:08:43.850	29	2	3:56.479	37.138	1:30.581	1:48.760	291.6	6:58:14.881
50	3	3:58.785	37.359	1:30.831	1:50.595	292.4	7:12:42.635	30	2	3:56.289	37.058	1:30.803	1:48.428	291.6	7:02:11.170
51	3	4:25.959	1:06.213	1:30.904	1:48.842	290.8	7:17:08.594	31	2	3:55.829	36.904	1:30.970	1:47.955	293.2	7:06:06.999
52	3	3:57.617	37.719	1:30.969	1:48.929	291.6	7:21:06.211	32	2	3:55.374	36.984	1:30.510	1:47.880	291.6	7:10:02.373
53	3	3:56.354	37.107	1:30.852	1:48.395	290.0	7:25:02.565	33	2	3:55.640	37.196	1:30.472	1:47.972	290.0	7:13:58.013
54	3	3:56.417	37.368	1:30.830	1:48.219	289.3	7:28:58.982	34	2	4:11.255	52.337	1:30.792	1:48.126	290.8	7:18:09.268
55	3	5:14.108	37.289	1:42.393	2:54.426	290.8	7:34:13.090	35	2	4:02.723 B	37.206	1:31.179	1:54.338	293.2	7:22:11.991
56	3	3:58.385	38.352	1:30.626	1:49.407	291.6	7:38:11.475	36	2	7:29.680	4:10.095	1:30.872	1:48.713	290.0	7:29:41.671
57	3	3:56.658	37.206	1:30.292	1:49.160	292.4	7:42:08.133	37	2	5:19.413	37.476	2:52.168	1:49.769	292.4	7:35:01.084
58	3	3:55.072	37.226	1:29.649	1:48.197	294.8	7:46:03.205	38	2	3:56.253	37.371	1:30.486	1:48.396	291.6	7:38:57.337
59	3	4:04.444 B	37.264	1:30.567	1:56.613	289.3	7:50:07.649	39	2	4:02.835 B	37.127	1:30.987	1:54.721	291.6	7:43:00.172
60	2	7:50.053	3:50.642	1:32.066	2:27.345	287.7	7:57:57.702	40	3	5:52.222	2:26.403	1:32.843	1:52.976	288.5	7:48:52.394
61	2	7:39.307	56.607	3:00.470	3:42.230	132.7	8:05:37.009	41	3	4:00.339	38.081	1:31.610	1:50.648	291.6	7:52:52.733
62	2	7:04.240	57.842	2:59.078	3:07.320	166.2	8:12:41.249	42	3	4:04.999	37.475	1:30.960	1:56.564	290.8	7:56:57.732
63	2	4:35.244	38.616	1:32.032	2:24.596	290.0	8:17:16.493	43	3	6:49.424 B	38.948	2:41.236	3:29.240	118.0	8:03:47.156
64	2	3:58.085	37.832	1:30.861	1:49.392	290.8	8:21:14.578	44	3	20:11.788	...	1:32.254	1:50.891	286.9	8:23:58.944
65	2	3:56.293	36.991	1:30.479	1:48.823	294.0	8:25:10.871	45	3	3:58.352	37.537	1:30.886	1:49.929	289.3	8:27:57.296
66	2	3:54.996	37.013	1:29.960	1:48.023	292.4	8:29:05.867	46	3	3:56.943	37.317	1:30.673	1:48.953	292.4	8:31:54.239
67	2	4:00.540	38.011	1:32.639	1:49.890	290.8	8:33:06.407	47	3	4:04.495 B	37.297	1:30.373	1:56.825	290.8	8:35:58.734
68	2	3:56.450	37.667	1:30.446	1:48.337	290.0	8:37:02.857	48	1	5:04.447	1:40.503	1:34.208	1:49.736	234.2	8:41:03.181
69	2	3:56.474	37.236	1:30.991	1:48.247	289.3	8:40:59.331	49	1	3:55.237	36.853	1:29.653	1:48.731	292.4	8:44:58.418
70	2	3:55.002	37.083	1:29.883	1:48.036	290.0	8:44:54.333	50	1	5:51.925 B	1:26.694	2:19.476	2:05.755	281.0	8:50:50.343
71	2	4:44.922	36.970	2:12.225	1:55.727	292.4	8:49:39.255	97 Aston Martin Racing Aston Martin Vantage AMR							
72	2	3:56.408	36.993	1:30.673	1:48.742	291.6	8:53:35.663	1.Alexander LYNN 3.Jonathan ADAM							
73	2	3:55.433	37.135	1:30.139	1:48.159	290.0	8:57:31.096	2.Maxime MARTIN 4.Ross GUNN							
74	2	4:01.341 B	37.008	1:29.908	1:54.425	291.6	9:01:32.437	1 4 5:50.791 1:03.400 2:33.224 2:14.167 125.5 5:50.791							
95 Aston Martin Racing Aston Martin Vantage AMR								2 4 4:33.465 45.793 1:49.083 1:58.589 243.6 10:24.256							
1.Marco SØRENSEN 3.Darren TURNER								3 4 4:23.151 B 40.012 1:39.129 2:04.010 163.7 14:47.407							
2.Nicki THIIIM 4.Ross GUNN								4 4 8:18.156 4:49.103 1:35.791 1:53.262 257.6 23:05.563							
1	3	5:38.545	1:33.587	1:58.116	2:06.842	159.6	5:38.545	5 4 4:02.687 38.008 1:32.961 1:51.718 292.4 27:08.250							
2	3	4:19.530	41.900	1:40.304	1:57.326	157.5	9:58.075	6 4 4:01.557 37.768 1:32.431 1:51.358 294.0 31:09.807							
3	3	4:14.073 B	39.503	1:33.942	2:00.628	290.8	14:12.148	7 4 4:14.171 42.238 1:37.696 1:54.237 238.8 35:23.978							
4	3	8:46.594	5:14.396	1:38.308	1:53.890	285.4	22:58.742	8 4 4:03.452 38.006 1:32.963 1:52.483 290.8 39:27.430							
5	3	4:04.475	38.621	1:32.865	1:52.989	290.0	27:03.217	9 4 4:06.076 38.503 1:33.820 1:53.753 287.7 43:33.506							
6	3	4:02.974	38.456	1:32.462	1:52.056	292.4	31:06.191	10 4 4:06.528 38.477 1:33.420 1:54.631 291.6 47:40.034							
7	3	4:02.045	37.864	1:32.501	1:51.680	290.8	35:08.236	11 4 4:05.053 38.726 1:33.417 1:52.910 291.6 51:45.087							
8	3	4:04.604	39.066	1:32.905	1:52.633	291.6	39:12.840	12 4 4:03.921 38.162 1:33.001 1:52.758 290.0 55:49.008							
9	3	4:03.794	37.987	1:33.184	1:52.623	290.8	43:16.634	13 4 4:06.215 38.644 1:34.846 1:52.725 290.0 59:55.223							
10	3	4:07.982	38.629	1:32.856	1:56.497	290.8	47:24.616	14 4 4:11.917 B 38.389 1:33.734 1:59.794 283.9 1:04:07.140							
11	3	4:05.126	38.632	1:32.872	1:53.622	292.4	51:29.742	15 4 7:51.225 4:25.480 1:34.355 1:51.390 286.9 1:11:58.365							
12	3	4:06.215	38.408	1:33.827	1:53.980	290.8	55:35.957	16 4 4:05.704 37.645 1:32.301 1:55.758 293.2 1:16:04.069							
13	3	4:05.876	38.557	1:32.844	1:54.475	290.0	59:41.833	17 4 4:02.107 38.070 1:32.444 1:51.593 293.2 1:20:06.176							
14	3	4:15.533 B	40.894	1:33.449	2:01.190	290.0	1:03:57.366	18 4 4:00.270 37.691 1:32.124 1:50.455 292.4 1:24:06.446							
15	1	7:35.200	4:08.630	1:34.318	1:52.252	281.7	1:11:32.566	19 4 4:00.233 37.748 1:32.106 1:50.379 292.4 1:28:06.679							
16	1	4:00.995	37.797	1:31.990	1:51.208	290.8	1:15:33.561	20 4 6:15.156 37.801 1:32.872 4:04.483 291.6 1:34:21.835							
17	1	4:00.957	37.938	1:32.001	1:51.018	291.6	1:19:34.518	21 4 4:02.178 38.661 1:32.551 1:50.966 290.0 1:38:24.013							
18	1	4:00.596	37.870	1:32.346	1:50.380	291.6	1:23:35.114	22 4 4:00.491 37.671 1:32.243 1:50.577 294.0 1:42:24.504							
19	1	4:00.631	37.841	1:31.885	1:50.905	292.4	1:27:35.745	23 4 4:00.315 37.654 1:31.754 1:50.907 292.4 1:46:24.819							
20	1	5:34.979	40.920	1:32.848	3:21.211	287.7	1:33:10.724	24 4 3:59.418 37.658 1:31.675 1:50.085 292.4 1:50:24.237							
21	1	4:33.135	1:08.179	1:33.638	1:51.318	288.5	1:37:43.859	25 4 3:59.170 37.664 1:31.537 1:49.969 292.4 1:54:23.407							
22	1	4:01.076	37.866	1:32.552	1:50.658	291.6	1:41:44.935	26 4 9:40.556 B 1:00.451 4:18.436 4:21.669 79.5 2:04:03.963							
23	1	4:00.514	37.815	1:32.123	1:50.576	290.8	1:45:45.449	27 3 10:20.668 6:50.179 1:33.919 1:56.570 283.9 2:14:24.631							





FIA WEC Official Test - 87^e Edition des 24 Heures du Mans Test Session

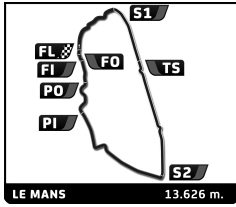
Sector Analysis



Personal Best Session Best B Crossing the finish line in pit lane

Table with columns: Lap, D, Time, Sector 1, Sector 2, Sector 3, T. Spd, Elapsed. Contains two main data sections for various drivers and teams, including a detailed view for driver 98 (Aston Martin Racing).





FIA WEC

Official Test - 87^e Edition des 24 Heures du Mans

Test Session

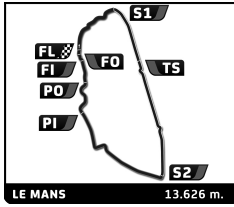
Sector Analysis



Personal Best Session Best B Crossing the finish line in pit lane

Lap	D	Time	Sector 1	Sector 2	Sector 3	T. Spd	Elapsed	Lap	D	Time	Sector 1	Sector 2	Sector 3	T. Spd	Elapsed	
42	1	4:03.206	38.486	1:33.641	1:51.079	284.7	3:24:43.972	99 Dempsey - Proton Racing Porsche 911 RSR 1.Tracy KROHN 3.Patrick LONG 2.Niclas JÖNSSON LMGT E Am	1	2	27:48.515 B	...	2:18.064	2:31.888	189.5	27:48.515
43	1	4:34.571 B	38.205	1:33.106	2:23.260	288.5	3:29:18.543		2	2	10:23.955	6:11.178	2:00.067	2:12.710	200.0	38:12.470
44	3	6:41.588	3:09.874	1:35.503	1:56.211	283.2	3:36:00.131		3	2	4:31.827	43.624	1:45.189	2:03.014	234.7	42:44.297
45	3	4:05.351	39.602	1:34.310	1:51.439	281.0	3:40:05.482		4	2	4:21.757	40.335	1:39.844	2:01.578	247.0	47:06.054
46	3	4:02.371	37.951	1:33.440	1:50.980	283.9	3:44:07.853		5	2	4:28.563 B	40.577	1:37.489	2:10.497	278.1	51:34.617
47	3	4:03.417	38.018	1:34.469	1:50.930	282.5	3:48:11.270		6	2	16:43.733	...	2:03.814	2:16.626	211.3	1:08:18.350
48	3	5:01.922	37.795	1:32.901	2:51.226	284.7	3:53:13.192		7	2	4:43.573	46.559	1:54.313	2:02.701	196.3	1:13:01.923
49	3	4:01.079	37.927	1:32.766	1:50.386	282.5	3:57:14.271		8	2	4:36.139 B	40.447	1:38.897	2:16.795	276.0	1:17:38.062
50	3	3:59.976	37.709	1:32.623	1:49.644	283.2	4:01:14.247		9	1	16:52.437	...	1:41.712	4:08.620	272.5	1:34:30.499
51	3	4:06.410 B	37.809	1:32.329	1:56.272	285.4	4:05:20.657		10	1	4:28.602	44.445	1:40.675	2:03.482	276.0	1:38:59.101
52	1	00:52.302	...	1:35.990	1:53.518	280.3	5:06:12.959		11	1	4:22.314	43.153	1:38.917	2:00.244	275.3	1:43:21.415
53	1	4:04.316	38.479	1:33.506	1:52.331	284.7	5:10:17.275		12	1	4:22.057	42.002	1:39.136	2:00.919	276.7	1:47:43.472
54	1	4:02.724	38.125	1:33.001	1:51.598	285.4	5:14:19.999		13	1	4:31.270 B	42.451	1:38.818	2:10.001	278.8	1:52:14.742
55	1	4:28.103 B	37.938	1:32.940	2:17.225	286.2	5:18:48.102		14	1	20:51.117	...	1:40.039	2:03.409	236.7	2:13:05.859
56	1	21:26.710	...	1:36.816	2:00.532	281.0	5:40:14.812		15	1	4:47.428	1:07.208	1:41.336	1:58.884	281.7	2:17:53.287
57	1	5:15.737	39.512	1:35.702	3:00.523	283.2	5:45:30.549		16	1	4:17.841	41.742	1:36.769	1:59.330	280.3	2:22:11.128
58	1	4:09.142	38.988	1:34.436	1:55.718	283.2	5:49:39.691		17	1	4:18.174	42.802	1:37.531	1:57.841	265.1	2:26:29.302
59	1	4:02.882	38.411	1:33.261	1:51.210	288.5	5:53:42.573		18	1	5:30.331 B	40.811	1:37.242	3:12.278	281.7	2:31:59.633
60	1	5:37.045	38.107	1:33.465	3:25.473	286.2	5:59:19.618		19	1	12:05.546	8:26.831	1:38.380	2:00.335	281.0	2:44:05.179
61	1	4:28.870	1:02.872	1:33.936	1:52.062	284.7	6:03:48.488		20	1	4:17.790	41.419	1:38.005	1:58.366	277.4	2:48:22.969
62	1	4:03.110	38.576	1:33.160	1:51.374	285.4	6:07:51.598		21	1	4:47.017	40.821	1:36.459	2:29.737	283.9	2:53:09.986
63	1	4:04.659	38.272	1:32.619	1:53.768	286.9	6:11:56.257		22	1	4:20.511	41.069	1:37.278	2:02.164	279.5	2:57:30.497
64	1	4:09.405 B	38.527	1:32.296	1:58.582	286.9	6:16:05.662		23	1	4:19.858 B	40.865	1:35.947	2:03.046	286.9	3:01:50.355
65	3	7:18.272	3:50.167	1:35.698	1:52.407	274.6	6:23:23.934		24	3	9:59.714	6:29.714	1:35.702	1:54.298	248.7	3:11:50.069
66	3	4:00.073	37.724	1:32.033	1:50.316	286.9	6:27:24.007		25	3	4:05.352	38.910	1:33.629	1:52.813	281.7	3:15:55.421
67	3	4:00.046	37.689	1:32.449	1:49.908	285.4	6:31:24.053		26	3	4:02.902	38.213	1:32.862	1:51.827	285.4	3:19:58.323
68	3	4:01.033	37.827	1:32.399	1:50.807	285.4	6:35:25.086		27	3	4:00.962	37.705	1:32.682	1:50.575	282.5	3:23:59.285
69	3	5:13.249	40.001	2:43.004	1:50.244	80.2	6:40:38.335		28	3	4:11.025 B	37.684	1:33.293	2:00.048	283.9	3:28:10.310
70	3	5:13.726	39.281	2:42.579	1:51.866	80.2	6:45:52.061		29	3	7:29.273	4:04.686	1:33.684	1:50.903	284.7	3:35:39.583
71	3	3:58.792	37.607	1:31.950	1:49.235	286.2	6:49:50.853		30	3	3:59.774	37.668	1:32.205	1:49.901	284.7	3:39:39.357
72	3	4:09.068 B	38.134	1:33.215	1:57.719	284.7	6:53:59.921		31	3	4:10.219 B	38.833	1:33.383	1:58.003	275.3	3:43:49.576
73	3	5:26.472	2:00.559	1:33.845	1:52.068	283.9	6:59:26.393		32	3	10:40.524	6:05.419	1:33.762	3:01.343	279.5	3:54:30.100
74	3	3:59.743	37.753	1:32.417	1:49.573	284.7	7:03:26.136		33	3	4:02.264	37.742	1:32.697	1:51.825	281.0	3:58:32.364
75	3	3:59.391	37.720	1:32.635	1:49.036	285.4	7:07:25.527		34	3	4:00.312	37.532	1:32.401	1:50.379	281.7	4:02:32.676
76	3	3:59.023	37.598	1:31.785	1:49.640	286.9	7:11:24.550		35	3	4:05.761 B	37.789	1:32.162	1:55.810	281.7	4:06:38.437
77	3	4:38.012	1:09.161	1:33.035	1:55.816	286.2	7:16:02.562		36	1	16:21.144	...	1:41.058	2:08.723	281.7	5:22:59.581
78	3	4:00.039	37.761	1:31.701	1:50.577	286.9	7:20:02.601		37	1	7:20.706 B	40.798	2:56.602	3:43.306	119.9	5:30:20.287
79	3	3:59.882	37.855	1:32.093	1:49.934	286.9	7:24:02.483		38	1	6:16.492	1:12.485	2:34.182	2:29.825	141.6	5:36:36.779
80	3	4:05.649 B	37.618	1:32.293	1:55.738	286.9	7:28:08.132		39	1	4:15.835	40.938	1:37.205	1:57.692	277.4	5:40:52.614
81	2	9:22.009	5:54.046	1:34.452	1:53.511	283.9	7:37:30.141		40	1	5:06.643	40.192	1:36.005	2:50.446	281.7	5:45:59.257
82	2	3:59.685	37.677	1:32.295	1:49.713	285.4	7:41:29.826		41	1	4:11.779	40.303	1:35.661	1:55.815	284.7	5:50:11.036
83	2	3:58.400	37.713	1:31.498	1:49.189	286.9	7:45:28.226		42	1	4:10.703	39.656	1:35.350	1:55.697	283.2	5:54:21.739
84	2	4:01.372	37.849	1:32.738	1:50.785	281.7	7:49:29.598		43	1	6:27.627 B	39.756	1:47.767	4:00.104	281.0	6:00:49.366
85	2	3:59.762	37.956	1:32.110	1:49.696	286.9	7:53:29.360		44	1	7:48.130	4:11.100	1:38.612	1:58.418	276.0	6:08:37.496
86	2	4:31.225	37.472	1:31.656	2:22.097	289.3	7:58:00.585		45	1	4:11.431	39.835	1:35.941	1:55.655	279.5	6:12:48.927
87	2	7:42.610 B	54.794	3:00.687	3:47.129	128.5	8:05:43.195		46	1	4:09.144	39.927	1:34.675	1:54.542	280.3	6:16:58.071
88	2	13:37.686	9:30.879	1:37.736	2:29.071	259.4	8:19:20.881		47	1	4:08.966	39.464	1:35.022	1:54.480	280.3	6:21:07.037
89	2	4:16.118 B	39.145	1:34.989	2:01.984	283.9	8:23:36.999		48	1	4:11.211	39.991	1:35.145	1:56.075	285.4	6:25:18.248
90	2	7:47.842	4:19.279	1:36.878	1:51.685	256.4	8:31:24.841		49	1	4:07.161	39.019	1:34.642	1:53.500	281.7	6:29:25.409
91	2	3:59.786	37.515	1:32.015	1:50.256	287.7	8:35:24.627		50	1	4:06.324	38.756	1:34.341	1:53.227	281.7	6:33:31.733
92	2	4:01.347	38.239	1:32.342	1:50.766	285.4	8:39:25.974		51	1	4:13.698 B	38.914	1:34.772	2:00.012	281.0	6:37:45.431
93	2	3:58.292	37.333	1:31.723	1:49.236	286.2	8:43:24.266		52	2	10:08.839	6:36.076	1:36.464	1:56.299	281.0	6:47:54.270
94	2	4:03.112	37.580	1:31.053	1:54.479	288.5	8:47:27.378		53	2	4:04.568	38.710	1:34.042	1:51.816	281.0	6:51:58.838
95	2	4:16.825	39.059	1:46.417	1:51.349	271.8	8:51:44.203		54	2	4:04.708	38.194	1:33.424	1:53.090	281.7	6:56:03.546
96	2	3:58.586	37.985	1:31.498	1:49.103	290.0	8:55:42.789									
97	2	4:05.354 B	37.460	1:31.488	1:56.406	286.9	8:59:48.143									





FIA WEC

Official Test - 87^e Edition des 24 Heures du Mans

Test Session

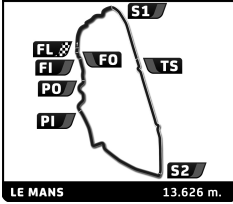


Sector Analysis

■ Personal Best ■ Session Best **B** Crossing the finish line in pit lane

Lap	D	Time	Sector 1	Sector 2	Sector 3	T. Spd	Elapsed	Lap	D	Time	Sector 1	Sector 2	Sector 3	T. Spd	Elapsed
55	2	4:02.689	38.021	1:32.699	1:51.969	283.9	7:00:06.235								
56	2	4:01.974	37.855	1:32.988	1:51.131	286.2	7:04:08.209								
57	2	4:05.010	37.882	1:36.560	1:50.568	284.7	7:08:13.219								
58	2	4:07.897 B	38.070	1:32.683	1:57.144	283.2	7:12:21.116								
59	2	6:46.690	3:20.206	1:33.191	1:53.293	281.0	7:19:07.806								
60	2	4:01.605	38.069	1:32.723	1:50.813	281.7	7:23:09.411								
61	2	4:08.635 B	38.079	1:33.381	1:57.175	280.3	7:27:18.046								
62	2	14:05.961	...	1:33.601	1:52.540	278.1	7:41:24.007								
63	2	4:02.131	38.135	1:32.835	1:51.161	281.0	7:45:26.138								
64	2	4:11.133 B	38.967	1:33.155	1:59.011	281.7	7:49:37.271								
65	1	14:07.032	8:17.588	2:25.343	3:24.101	265.1	8:03:44.303								
66	1	7:23.741	1:02.726	3:01.992	3:19.023	132.6	8:11:08.044								
67	1	4:46.104	41.614	1:36.884	2:27.606	282.5	8:15:54.148								

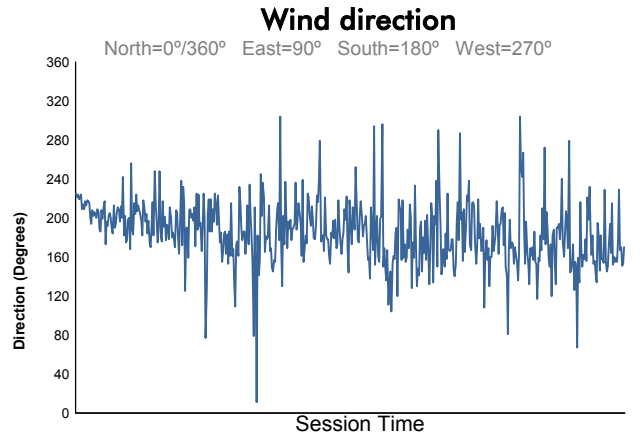
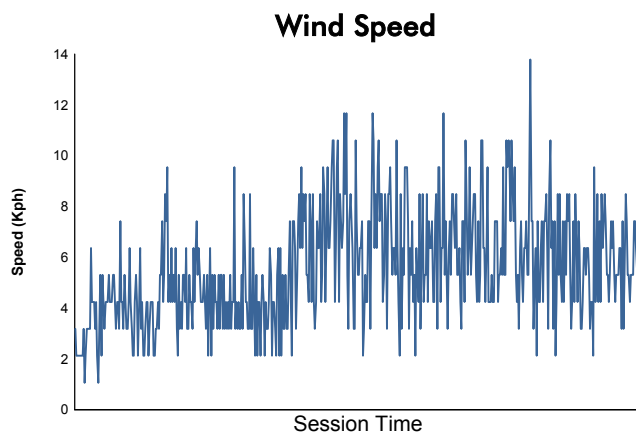
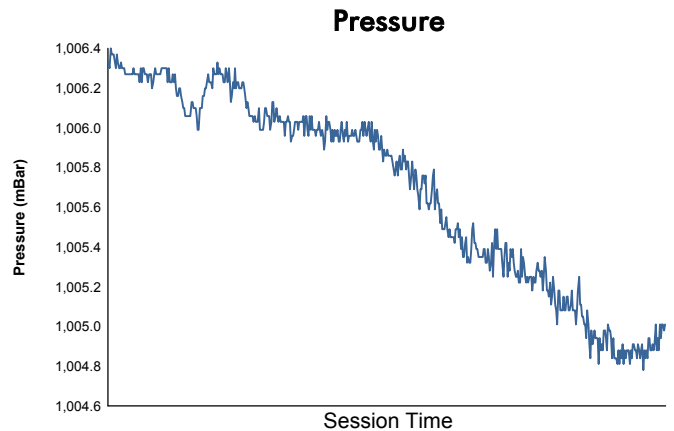
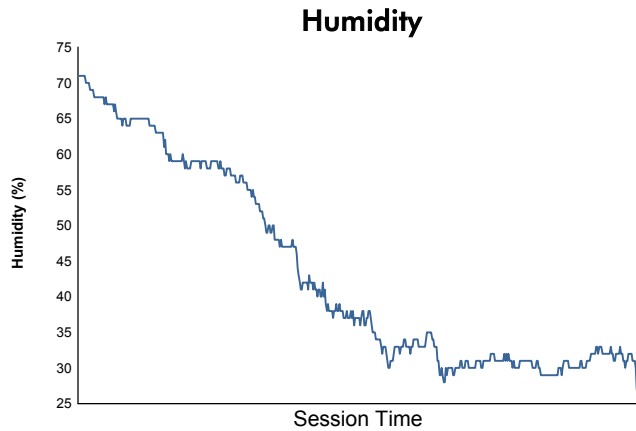
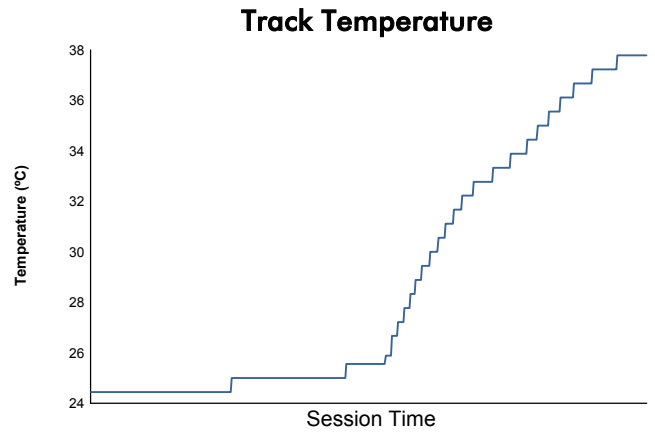
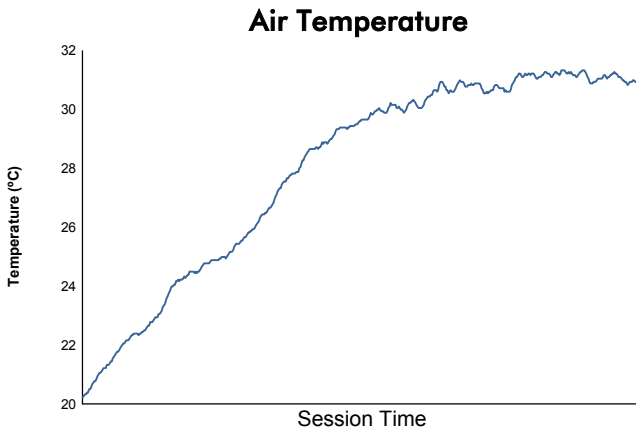




FIA WEC Official Test - 87^e Edition des 24 Heures du Mans Test Session



Weather Report



Track Status: **DRY**