

FIA WEC

87^e Edition des 24 Heures du Mans

Qualifying Practice 2

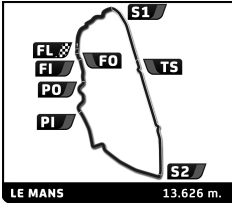
Provisional Classification



No	Team	Drivers	Car	Cl	Ty	Time	Lap Total	Gap	Kph				
1	7	Toyota Gazoo Racing	M. CONWAY / K. KOBAYASHI / J. LOPEZ	Toyota TS050 - Hybrid	LMP1	H	M	3:15.497	2	27	-	-	250.9
2	8	Toyota Gazoo Racing	S. BUEMI / K. NAKAJIMA / F. ALONSO	Toyota TS050 - Hybrid	LMP1	H	M	3:15.908	2	25	+0.411	+0.411	250.4
3	11	SMP Racing	V. PETROV / M. ALESHIN / S. VANDOORNE	BR Engineering BR1 - AER	LMP1	M	M	3:16.953	2	9	+1.456	+1.045	249.1
4	1	Rebellion Racing	N. JANI / A. LOTTERER / B. SENNA	Rebellion R13 - Gibson	LMP1	M	M	3:17.313	6	21	+1.816	+0.360	248.6
5	17	SMP Racing	S. SARRAZIN / E. ORUDZHEV / S. SIROTKIN	BR Engineering BR1 - AER	LMP1	M	M	3:17.437	2	12	+1.940	+0.124	248.5
6	3	Rebellion Racing	T. LAURENT / N. BERTHON / G. MENEZES	Rebellion R13 - Gibson	LMP1	M	M	3:18.884	3	4	+3.387	+1.447	246.6
7	10	DragonSpeed	H. HEDMAN / B. HANLEY / R. VAN DER ZANDE	BR Engineering BR1 - Gibson	LMP1	M	M	3:23.672	3	16	+8.175	+4.788	240.8
8	4	Bykolles Racing Team	T. DILLMANN / O. WEBB / P. RUBERTI	Enso CLM P1/01 - Gibson	LMP1	M	M	3:23.726	5	8	+8.229	+0.054	240.8
9	31	DragonSpeed	R. GONZALEZ / P. MALDONADO / A. DAVIDSON	Oreca 07 - Gibson	LMP2	M	M	3:26.490	2	22	+10.993	+2.764	237.6
10	38	Jackie Chan DC Racing	H. TUNG / S. RICHELMI / G. AUBRY	Oreca 07 - Gibson	LMP2	D	M	3:27.021	3	20	+11.324	+0.331	237.2
11	28	TDS Racing	F. FERRODO / M. VAXIVIERE / L. DUVAL	Oreca 07 - Gibson	LMP2	D	M	3:27.896	11	20	+11.599	+0.275	236.9
12	29	Racing Team Nederland	F. VAN EERD / G. VAN DER GARDE / N. DE VRIES	Dallara P217 - Gibson	LMP2	M	M	3:27.107	2	22	+11.610	+0.011	236.9
13	22	United Autosports	P. HANSON / F. ALBUQUERQUE / P. DI RESTA	Ligier JSP217 - Gibson	LMP2	M	M	3:27.356	2	19	+11.859	+0.249	236.6
14	23	Panis Barthez Competition	R. BINDER / J. CANAL / W. STEVENS	Ligier JSP217 - Gibson	LMP2	D	M	3:27.790	2	20	+12.293	+0.434	236.1
15	48	Idec Sport	P. LAFARGUE / P. CHATIN / M. ROJAS	Oreca 07 - Gibson	LMP2	M	M	3:27.804	17	19	+12.307	+0.014	236.1
16	39	Graff	T. GOMMENDY / Y. CAPILLAIRE / J. HIRSCHI	Oreca 07 - Gibson	LMP2	M	M	3:28.426	10	20	+12.929	+0.622	235.4
17	25	Algarve Pro Racing	D. ZOLLINGER / A. PIZZITOLA / J. FALB	Oreca 07 - Gibson	LMP2	D	M	3:28.457	3	22	+12.960	+0.031	235.3
18	36	Signatech Alpine Matmut	N. LAPIERRE / A. NEGRÃO / P. THIRIET	Alpine A470 - Gibson	LMP2	M	M	3:28.471	5	12	+12.974	+0.014	235.3
19	37	Jackie Chan DC Racing	D. HEINEMEIER-HANSSON / J. KING / R. TAYLOR	Oreca 07 - Gibson	LMP2	D	M	3:28.569	16	21	+13.072	+0.098	235.2
20	26	G-Drive Racing	R. RUSINOV / J. VAN UITERT / J. VERGNE	Aurus 01 - Gibson	LMP2	D	M	3:28.713	19	21	+13.216	+0.144	235.0
21	32	United Autosports	R. CULLEN / A. BRUNDLE / W. OWEN	Ligier JSP217 - Gibson	LMP2	M	M	3:28.779	2	17	+13.282	+0.066	235.0
22	47	Cetilar R. Villorba Corse	R. LACORTE / G. SERNAGIOTTO / A. BELICCHI	Dallara P217 - Gibson	LMP2	M	M	3:28.942	2	14	+13.445	+0.163	234.8
23	43	RLR M Sport / Tower Events	J. FARANO / A. MAINI / N. NATO	Oreca 07 - Gibson	LMP2	D	M	3:29.137	4	23	+13.640	+0.195	234.6
24	20	High Class Racing	A. FJORDBACH / D. ANDERSEN / M. BECHE	Oreca 07 - Gibson	LMP2	D	M	3:29.633	2	20	+14.136	+0.496	234.0
25	30	Duqueine Engineering	N. JAMIN / P. RAGUES / R. DUMAS	Oreca 07 - Gibson	LMP2	M	M	3:30.353	12	21	+14.856	+0.720	233.2
26	34	Inter Europol Competition	J. SMIECHOWSKI / J. WINSLOW / N. MOORE	Ligier JSP217 - Gibson	LMP2	M	M	3:30.823	2	23	+15.326	+0.470	232.7
27	50	Larbre Competition	E. CREED / R. RICCI / N. BOULLE	Ligier JSP217 - Gibson	LMP2	M	M	3:36.144	18	22	+20.647	+5.321	226.9
28	49	ARC Bratislava	M. KONOPKA / H. ENQVIST / K. TERESCHENKO	Ligier JSP217 - Gibson	LMP2	D	M	3:44.799	5	8	+29.302	+8.655	218.2
29	92	Porsche GT Team	M. CHRISTENSEN / K. ESTRE / L. VANTHOON	Porsche 911 RSR	LMGTE Pro	M	M	3:49.388	16	18	+33.891	+4.589	213.8
30	63	Corvette Racing	J. MAGNUSSEN / A. GARCIA / M. ROCKENFELLER	Chevrolet Corvette C7.R	LMGTE Pro	M	M	3:49.424	20	21	+33.927	+0.036	213.8
31	91	Porsche GT Team	R. LIETZ / G. BRUNI / F. MAKOWIECKI	Porsche 911 RSR	LMGTE Pro	M	M	3:49.921	17	18	+34.424	+0.497	213.3
32	93	Porsche GT Team	P. PILET / E. BAMBER / N. TANDY	Porsche 911 RSR	LMGTE Pro	M	M	3:50.171	2	20	+34.674	+0.250	213.1
33	69	Ford Chip Ganassi Team USA	R. BRISCOE / R. WESTBROOK / S. DIXON	Ford GT	LMGTE Pro	M	M	3:50.339	13	20	+34.842	+0.168	213.0
34	68	Ford Chip Ganassi Team USA	J. HAND / D. MÜLLER / S. BOURDAIS	Ford GT	LMGTE Pro	M	M	3:50.486	17	18	+34.989	+0.147	212.8
35	71	AF Corse	D. RIGON / S. BIRD / M. MOLINA	Ferrari 488 GTE EVO	LMGTE Pro	M	M	3:50.623	20	21	+35.126	+0.137	212.7
36	94	Porsche GT Team	S. MÜLLER / M. JAMINET / D. OLSEN	Porsche 911 RSR	LMGTE Pro	M	M	3:50.810	20	22	+35.313	+0.187	212.5
37	64	Corvette Racing	O. GAVIN / T. MILNER / M. FÄSSLER	Chevrolet Corvette C7.R	LMGTE Pro	M	M	3:51.011	22	22	+35.514	+0.201	212.3
38	51	AF Corse	A. PIER GUIDI / J. CALADO / D. SERRA	Ferrari 488 GTE EVO	LMGTE Pro	M	M	3:51.019	17	19	+35.522	+0.008	212.3
39	81	BMW Team MTEK	N. CATSBURG / M. TOMCZYK / P. ENG	BMW M8 GTE	LMGTE Pro	M	M	3:51.353	14	17	+35.856	+0.334	212.0
40	66	Ford Chip Ganassi Team UK	S. MÜCKE / O. PLA / B. JOHNSON	Ford GT	LMGTE Pro	M	M	3:51.601	9	16	+36.104	+0.248	211.8
41	82	BMW Team MTEK	A. FARFUS / A. DA COSTA / J. KROHN	BMW M8 GTE	LMGTE Pro	M	M	3:51.818	16	20	+36.321	+0.217	211.6
42	95	Aston Martin Racing	N. THIIM / M. SØRENSEN / D. TURNER	Aston Martin Vantage AMR	LMGTE Pro	M	M	3:51.948	6	9	+36.451	+0.130	211.5
43	97	Aston Martin Racing	M. MARTIN / A. LYNN / J. ADAM	Aston Martin Vantage AMR	LMGTE Pro	M	M	3:52.283	20	21	+36.786	+0.335	211.2
44	54	Spirit of Race	T. FLOHR / F. CASTELLACCI / G. FISICHELLA	Ferrari 488 GTE	LMGTE Am	M	M	3:52.826	19	19	+37.329	+0.543	210.7
45	67	Ford Chip Ganassi Team UK	A. PRIAULX / H. TINCKNELL / J. BOMARITO	Ford GT	LMGTE Pro	M	M	3:52.831	6	23	+37.334	+0.005	210.7
46	89	Risi Competizione	P. DERANI / O. JARVIS / J. GOUNON	Ferrari 488 GTE EVO	LMGTE Pro	M	M	3:53.244	12	19	+37.747	+0.413	210.3
47	57	Car Guy Racing	T. KIMURA / K. COZZOLINO / C. LEDOGAR	Ferrari 488 GTE	LMGTE Am	M	M	3:53.474	22	22	+37.977	+0.230	210.1
48	85	Keating Motorsports	B. KEATING / J. BLEEKEMOLEN / F. FRAGA	Ford GT	LMGTE Am	M	M	3:53.492	3	12	+37.995	+0.018	210.1
49	86	Gulf Racing	M. WAINWRIGHT / B. BARKER / T. PRENING	Porsche 911 RSR	LMGTE Am	M	M	3:53.571	10	18	+38.074	+0.079	210.0
50	60	Kessel Racing	C. SCHIAVONI / S. PIANEZZOLA / A. PICCINI	Ferrari 488 GTE	LMGTE Am	M	M	3:53.990	19	22	+38.493	+0.419	209.6
51	77	Dempsey - Proton Racing	M. CAMPBELL / C. RIED / J. ANDLAUER	Porsche 911 RSR	LMGTE Am	M	M	3:54.008	19	20	+38.511	+0.018	209.6
52	88	Dempsey - Proton Racing	S. HOSHINO / G. RODA JR / M. CAIROLI	Porsche 911 RSR	LMGTE Am	M	M	3:54.107	20	20	+38.610	+0.099	209.5
53	62	WeatherTech Racing	C. MACNEIL / T. VILANDER / R. SMITH	Ferrari 488 GTE	LMGTE Am	M	M	3:54.350	20	23	+38.853	+0.243	209.3
54	83	Kessel Racing	M. GOSTNER / R. FREY / M. GATTING	Ferrari 488 GTE	LMGTE Am	M	M	3:54.363	15	21	+38.866	+0.013	209.3
55	90	TF Sport	S. YOLUC / E. HANKEY / C. EASTWOOD	Aston Martin Vantage	LMGTE Am	M	M	3:54.542	18	19	+39.045	+0.179	209.1
56	78	Proton Competition	L. PRETTE / P. PRETTE / Y. ABRIL	Porsche 911 RSR	LMGTE Am	M	M	3:54.942	15	17	+39.445	+0.400	208.8
57	56	Team Project 1	J. BERGMEISTER / P. LINDSEY / E. PERFETTI	Porsche 911 RSR	LMGTE Am	M	M	3:55.011	4	20	+39.514	+0.069	208.7
58	70	MR Racing	M. ISHIKAWA / O. BERETTA / E. CHEEVER	Ferrari 488 GTE	LMGTE Am	M	M	3:55.906	20	21	+40.409	+0.895	207.9
59	61	Clearwater Racing	L. PEREZ-COMPANC / M. GRIFFIN / M. CRESSONI	Ferrari 488 GTE	LMGTE Am	M	M	3:56.120	21	24	+40.623	+0.214	207.7
60	98	Aston Martin Racing	P. DALLA LANA / P. LAMY / M. LAUDA	Aston Martin Vantage	LMGTE Am	M	M	3:56.136	7	21	+40.639	+0.016	207.7
61	84	JMW Motorsport	J. SEGAL / R. BAPTISTA / W. LU	Ferrari 488 GTE	LMGTE Am	M	M	3:56.154	4	16	+40.657	+0.018	207.7
62	99	Dempsey - Proton Racing	P. LONG / T. KROHN / N. JONSSON	Porsche 911 RSR	LMGTE Am	M	M						

Fastest Lap	Lap 2	Kamui KOBAYASHI	3:15.497	250.9 Kph
-------------	-------	-----------------	-----------------	-----------





FIA WEC
87^e Edition des 24 Heures du Mans
Qualifying Practice 2
Provisional Classification



No	Team	Drivers	Car	Cl	Ty	Time	Lap Total	Gap	Kph
Circuit Best Laps by Class									
LMP1		Kazuki NAKAJIMA	14/06/2018	3:15.377	251.1 Kph				
LMP2		Paul Loup CHATIN	14/06/2018	3:24.842	239.5 Kph				
LMGTE Pro		Gianmaria BRUNI	13/06/2018	3:47.504	215.6 Kph				
LMGTE Am		Matteo CAIROLI	13/06/2018	3:50.728	212.6 Kph				
Circuit Race Records by Class									
LMP1		Sébastien BUEMI	16/06/2018	3:17.658	248.2 Kph				
LMP2		Nathanaël BERTHON	17/06/2018	3:27.200	236.7 Kph				
LMGTE Pro		Jan MAGNUSSEN	17/06/2018	3:49.448	213.8 Kph				
LMGTE Am		Benjamin BARKER	16/06/2018	3:52.600	210.9 Kph				

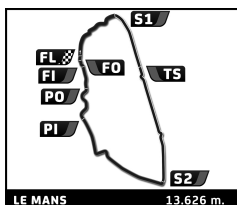
CAR N° 70 - DRIVER ISHIKAWA SOME LAPTIMES DELETED DUE TO STEWARDS DECISION N°58

Published at:

Track Temp: **24.44 °C** Air Temp: **19.44 °C** Track Status: **DRY**

Race Director	Timekeeper





FIA WEC

87^e Edition des 24 Heures du Mans

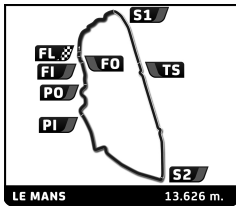
Qualifying Practice 2

Provisional Classification by Class



No Team	Drivers	Car	Ty	Time	Lap Total	Gap	Kph
LMP1							
1	7 Toyota Gazoo Racing	M. CONWAY / K. KOBAYASHI / J. LOPEZ	Toyota TS050 - Hybrid	H M	3:15.497	2 27	250.9
2	8 Toyota Gazoo Racing	S. BUEMI / K. NAKAJIMA / F. ALONSO	Toyota TS050 - Hybrid	H M	3:15.908	2 25 +0.411 +0.411	250.4
3	11 SMP Racing	V. PETROV / M. ALESHIN / S. VANDOORNE	BR Engineering BR1 - AER	M	3:16.953	2 9 +1.456 +1.045	249.1
4	1 Rebellion Racing	N. JANI / A. LOTTERER / B. SENNA	Rebellion R13 - Gibson	M	3:17.313	6 21 +1.816 +0.360	248.6
5	17 SMP Racing	S. SARRAZIN / E. ORUDZHEV / S. SIROTKIN	BR Engineering BR1 - AER	M	3:17.437	2 12 +1.940 +0.124	248.5
6	3 Rebellion Racing	T. LAURENT / N. BERTHON / G. MENEZES	Rebellion R13 - Gibson	M	3:18.884	3 4 +3.387 +1.447	246.6
7	10 DragonSpeed	H. HEDMAN / B. HANLEY / R. VAN DER ZANDE	BR Engineering BR1 - Gibson	M	3:23.672	3 16 +8.175 +4.788	240.8
8	4 Bykolles Racing Team	T. DILLMANN / O. WEBB / P. RUBERTI	Enso CLM P1/01 - Gibson	M	3:23.726	5 8 +8.229 +0.054	240.8
LMP2							
1	31 DragonSpeed	R. GONZALEZ / P. MALDONADO / A. DAVIDSON	Oreca 07 - Gibson	M	3:26.490	2 22	237.6
2	38 Jackie Chan DC Racing	H. TUNG / S. RICHELMI / G. AUBRY	Oreca 07 - Gibson	D	3:26.821	3 20 +0.331 +0.331	237.2
3	28 TDS Racing	F. PERRODO / M. VAXIVIERE / L. DUVAL	Oreca 07 - Gibson	D	3:27.096	11 20 +0.606 +0.275	236.9
4	29 Racing Team Nederland	F. VAN EERD / G. VAN DER GARDE / N. DE VRIES	Dallara P217 - Gibson	M	3:27.107	2 22 +0.617 +0.011	236.9
5	22 United Autosports	P. HANSON / F. ALBUQUERQUE / P. DI RESTA	Ligier JSP217 - Gibson	M	3:27.356	2 19 +0.866 +0.249	236.6
6	23 Paris Barthez Competition	R. BINDER / J. CANAL / W. STEVENS	Ligier JSP217 - Gibson	D	3:27.790	2 20 +1.300 +0.434	236.1
7	48 Idec Sport	P. LAFARGUE / P. CHATIN / M. ROJAS	Oreca 07 - Gibson	M	3:27.804	17 19 +1.314 +0.014	236.1
8	39 Graff	T. GOMMENDY / V. CAPILLAIRE / J. HIRSCHI	Oreca 07 - Gibson	M	3:28.426	10 20 +1.936 +0.622	235.4
9	25 Algarve Pro Racing	D. ZOLLINGER / A. PIZZITOLA / J. FALB	Oreca 07 - Gibson	D	3:28.457	3 22 +1.967 +0.031	235.3
10	36 Signatech Alpine Matmut	N. LAPIERRE / A. NEGRÃO / P. THIRIET	Alpine A470 - Gibson	M	3:28.471	5 12 +1.981 +0.014	235.3
11	37 Jackie Chan DC Racing	D. HEINEMEIER-HANSSON / J. KING / R. TAYLOR	Oreca 07 - Gibson	D	3:28.569	16 21 +2.079 +0.098	235.2
12	26 G-Drive Racing	R. RUSINOV / J. VAN UITER / J. VERGNE	Aurus 01 - Gibson	D	3:28.713	19 21 +2.223 +0.144	235.0
13	32 United Autosports	R. CULLEN / A. BRUNDLE / W. OWEN	Ligier JSP217 - Gibson	M	3:28.779	2 17 +2.289 +0.066	235.0
14	47 Cetilar R. Villorba Corse	R. LACORTE / G. SERNAGIOTTO / A. BELICCHI	Dallara P217 - Gibson	M	3:28.942	2 14 +2.452 +0.163	234.8
15	43 RLR M Sport / Tower Events	J. FARANO / A. MAINI / N. NATO	Oreca 07 - Gibson	D	3:29.137	4 23 +2.647 +0.195	234.6
16	20 High Class Racing	A. FJORDBACH / D. ANDERSEN / M. BECHE	Oreca 07 - Gibson	D	3:29.633	2 20 +3.143 +0.496	234.0
17	30 Duqueine Engineering	N. JAMIN / P. RAGUES / R. DUMAS	Oreca 07 - Gibson	M	3:30.353	12 21 +3.863 +0.720	233.2
18	34 Inter Europol Competition	J. SMIECHOWSKI / J. WINSLOW / N. MOORE	Ligier JSP217 - Gibson	M	3:30.823	2 23 +4.333 +0.470	232.7
19	50 Larbre Competition	E. CREED / R. RICCI / N. BOULLE	Ligier JSP217 - Gibson	M	3:36.144	18 22 +9.654 +5.321	226.9
20	49 ARC Bratislava	M. KONOPKA / H. ENQVIST / K. TERESCHENKO	Ligier JSP217 - Gibson	D	3:44.799	5 8 +18.309 +8.655	218.2
LMCTE Pro							
1	92 Porsche GT Team	M. CHRISTENSEN / K. ESTRE / L. VANTHOOR	Porsche 911 RSR	M	3:49.388	16 18	213.8
2	63 Corvette Racing	J. MAGNUSSEN / A. GARCIA / M. ROCKENFELLER	Chevrolet Corvette C7.R	M	3:49.424	20 21 +0.036 +0.036	213.8
3	91 Porsche GT Team	R. LIETZ / G. BRUNI / F. MAKOWIECKI	Porsche 911 RSR	M	3:49.921	17 18 +0.533 +0.497	213.3
4	93 Porsche GT Team	P. PILET / E. BAMBER / N. TANDY	Porsche 911 RSR	M	3:50.171	2 20 +0.783 +0.250	213.1
5	69 Ford Chip Ganassi Team USA	R. BRISCOE / R. WESTBROOK / S. DIXON	Ford GT	M	3:50.339	13 20 +0.951 +0.168	213.0
6	68 Ford Chip Ganassi Team USA	J. HAND / D. MÜLLER / S. BOURDAIS	Ford GT	M	3:50.486	17 18 +1.098 +0.147	212.8
7	71 AF Corse	D. RIGON / S. BIRD / M. MOLINA	Ferrari 488 GTE EVO	M	3:50.623	20 21 +1.235 +0.137	212.7
8	94 Porsche GT Team	S. MÜLLER / M. JAMINET / D. OLSEN	Porsche 911 RSR	M	3:50.810	20 22 +1.422 +0.187	212.5
9	64 Corvette Racing	O. GAVIN / T. MILNER / M. FÄSSLER	Chevrolet Corvette C7.R	M	3:51.011	22 22 +1.623 +0.201	212.3
10	51 AF Corse	A. PIER GUIDI / J. CALADO / D. SERRA	Ferrari 488 GTE EVO	M	3:51.019	17 19 +1.631 +0.008	212.3
11	81 BMW Team MTEK	N. CATSBURG / M. TOMCZYK / P. ENG	BMW M8 GTE	M	3:51.353	14 17 +1.965 +0.334	212.0
12	66 Ford Chip Ganassi Team UK	S. MÜCKE / O. PLA / B. JOHNSON	Ford GT	M	3:51.601	9 16 +2.213 +0.248	211.8
13	82 BMW Team MTEK	A. FARFUS / A. DA COSTA / J. KROHN	BMW M8 GTE	M	3:51.818	16 20 +2.430 +0.217	211.6
14	95 Aston Martin Racing	N. THIM / M. SØRENSEN / D. TURNER	Aston Martin Vantage AMR	M	3:51.948	6 9 +2.560 +0.130	211.5
15	97 Aston Martin Racing	M. MARTIN / A. LYNN / J. ADAM	Aston Martin Vantage AMR	M	3:52.283	20 21 +2.895 +0.335	211.2
16	67 Ford Chip Ganassi Team UK	A. PRIAULX / H. TINCKNELL / J. BOMARITO	Ford GT	M	3:52.831	6 23 +3.443 +0.548	210.7
17	89 Risi Competizione	P. DERANI / O. JARVIS / J. GOUNON	Ferrari 488 GTE EVO	M	3:53.244	12 19 +3.856 +0.413	210.3





FIA WEC

87^e Edition des 24 Heures du Mans

Qualifying Practice 2

Provisional Classification by Class



No Team	Drivers	Car	Ty	Time	Lap Total	Gap	Kph
LMGTE Am							
1	54 Spirit of Race	T. FLOHR / F. CASTELLACCI / G. FISICHELLA	Ferrari 488 GTE	M	3:52.826	19 19	210.7
2	57 Car Guy Racing	T. KIMURA / K. COZZOLINO / C. LEDOGAR	Ferrari 488 GTE	M	3:53.474	22 22 +0.648 +0.648	210.1
3	85 Keating Motorsports	B. KEATING / J. BLEEKEMOLEN / F. FRAGA	Ford GT	M	3:53.492	3 12 +0.666 +0.018	210.1
4	86 Gulf Racing	M. WAINWRIGHT / B. BARKER / T. PREINING	Porsche 911 RSR	M	3:53.571	10 18 +0.745 +0.079	210.0
5	60 Kessel Racing	C. SCHIAYONI / S. PIANEZZOLA / A. PICCINI	Ferrari 488 GTE	M	3:53.990	19 22 +1.164 +0.419	209.6
6	77 Dempsey - Proton Racing	M. CAMPBELL / C. RIED / J. ANDLAUER	Porsche 911 RSR	M	3:54.008	19 20 +1.182 +0.018	209.6
7	88 Dempsey - Proton Racing	S. HOSHINO / G. RODA JR / M. CAIROLI	Porsche 911 RSR	M	3:54.107	20 20 +1.281 +0.099	209.5
8	62 WeatherTech Racing	C. MACNEIL / T. VILANDER / R. SMITH	Ferrari 488 GTE	M	3:54.350	20 23 +1.524 +0.243	209.3
9	83 Kessel Racing	M. GOSTNER / R. FREY / M. GATTING	Ferrari 488 GTE	M	3:54.363	15 21 +1.537 +0.013	209.3
10	90 TF Sport	S. YOLUC / E. HANKEY / C. EASTWOOD	Aston Martin Vantage	M	3:54.542	18 19 +1.716 +0.179	209.1
11	78 Proton Competition	L. PRETTE / P. PRETTE / V. ABRIL	Porsche 911 RSR	M	3:54.942	15 17 +2.116 +0.400	208.8
12	56 Team Project 1	J. BERGMEISTER / P. LINDSEY / E. PERFETTI	Porsche 911 RSR	M	3:55.011	4 20 +2.185 +0.069	208.7
13	70 MR Racing	M. ISHIKAWA / O. BERETTA / E. CHEEVER	Ferrari 488 GTE	M	3:55.906	20 21 +3.080 +0.895	207.9
14	61 Clearwater Racing	L. PEREZ-COMPANC / M. GRIFFIN / M. CRESSONI	Ferrari 488 GTE	M	3:56.120	21 24 +3.294 +0.214	207.7
15	98 Aston Martin Racing	P. DALLA LANA / P. LAMY / M. LAUDA	Aston Martin Vantage	M	3:56.136	7 21 +3.310 +0.016	207.7
16	84 JMW Motorsport	J. SEGAL / R. BAPTISTA / W. LU	Ferrari 488 GTE	M	3:56.154	4 16 +3.328 +0.018	207.7
17	99 Dempsey - Proton Racing	P. LONG / T. KROHN / N. JÖNSSON	Porsche 911 RSR	M			

Circuit Best Laps by Class

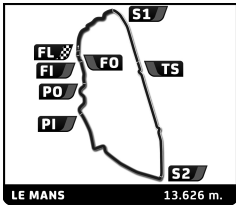
LMP1	Kazuki NAKAJIMA	14/06/2018	3:15.377	251.1 Kph
LMP2	Paul Loup CHATIN	14/06/2018	3:24.842	239.5 Kph
LMGTE Pro	Gianmaria BRUNI	13/06/2018	3:47.504	215.6 Kph
LMGTE Am	Matteo CAIROLI	13/06/2018	3:50.728	212.6 Kph

CAR N° 70 - DRIVER ISHIKAWA SOME LAPTIMES DELETED DUE TO STEWARDS DECISION N°58

Published at:

Track Temp: **24.44 °C** Air Temp: **19.44 °C** Track Status: **DRY**

Race Director	Timekeeper
---------------	------------



FIA WEC

87^e Edition des 24 Heures du Mans

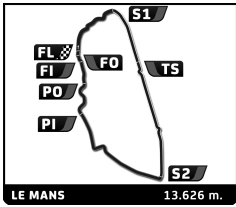
After Qualifying Practice 2

Provisional Classification by Fastest Lap



No	Team	Car	Class	Driver	Time	Laps	Gap	Kph	Session
1	7 Toyota Gazoo Racing	Toyota TS050 - Hybrid	LMP1 H	Kamui KOBAYASHI	3:15.497	33		250.9	Qualifying Practice 2
2	8 Toyota Gazoo Racing	Toyota TS050 - Hybrid	LMP1 H	Kazuki NAKAJIMA	3:15.908	38	0.411	250.4	Qualifying Practice 2
3	11 SMP Racing	BR Engineering BR1 - AER	LMP1	Mikhail ALESHIN	3:16.953	20	1.456	249.1	Qualifying Practice 2
4	1 Rebellion Racing	Rebellion R13 - Gibson	LMP1	Neel JANI	3:17.313	28	1.816	248.6	Qualifying Practice 2
5	17 SMP Racing	BR Engineering BR1 - AER	LMP1	Stéphane SARRAZIN	3:17.437	21	1.940	248.5	Qualifying Practice 2
6	3 Rebellion Racing	Rebellion R13 - Gibson	LMP1	Thomas LAURENT	3:18.884	24	3.387	246.6	Qualifying Practice 2
7	10 DragonSpeed	BR Engineering BR1 - Gibson	LMP1	Ben HANLEY	3:20.200	13	4.703	245.0	Qualifying Practice 1
8	4 Bykolles Racing Team	Enso CLM P1/01 - Gibson	LMP1	Tom DILLMANN	3:23.726	31	8.229	240.8	Qualifying Practice 2
9	31 DragonSpeed	Oreca 07 - Gibson	LMP2	Pastor MALDONADO	3:26.490	23	10.993	237.6	Qualifying Practice 2
10	38 Jackie Chan DC Racing	Oreca 07 - Gibson	LMP2	Stéphane RICHELMI	3:26.821	24	11.324	237.2	Qualifying Practice 2
11	36 Signatech Alpine Matmut	Alpine A470 - Gibson	LMP2	Nicolas LAPIERRE	3:26.935	16	11.438	237.0	Qualifying Practice 1
12	28 TDS Racing	Oreca 07 - Gibson	LMP2	Mathieu VAXIVIERE	3:27.096	24	11.599	236.9	Qualifying Practice 2
13	29 Racing Team Nederland	Dallara P217 - Gibson	LMP2	Nyck DE VRIES	3:27.107	24	11.610	236.9	Qualifying Practice 2
14	22 United Autosports	Ligier JSP217 - Gibson	LMP2	Filipe ALBUQUERQUE	3:27.338	20	11.841	236.6	Qualifying Practice 1
15	23 Panis Barthez Competition	Ligier JSP217 - Gibson	LMP2	William STEVENS	3:27.790	20	12.293	236.1	Qualifying Practice 2
16	48 Idec Sport	Oreca 07 - Gibson	LMP2	Paul Loup CHATIN	3:27.804	20	12.307	236.1	Qualifying Practice 2
17	39 Graff	Oreca 07 - Gibson	LMP2	Tristan GOMMENDY	3:28.426	27	12.929	235.4	Qualifying Practice 2
18	25 Algarve Pro Racing	Oreca 07 - Gibson	LMP2	Andrea PIZZITOLA	3:28.457	24	12.960	235.3	Qualifying Practice 2
19	37 Jackie Chan DC Racing	Oreca 07 - Gibson	LMP2	Ricky TAYLOR	3:28.569	34	13.072	235.2	Qualifying Practice 2
20	30 Duqueine Engineering	Oreca 07 - Gibson	LMP2	Nicolas JAMIN	3:28.653	25	13.156	235.1	Qualifying Practice 1
21	26 G-Drive Racing	Aurus 01 - Gibson	LMP2	Jean-Eric VERGNE	3:28.713	21	13.216	235.0	Qualifying Practice 2
22	32 United Autosports	Ligier JSP217 - Gibson	LMP2	Will OWEN	3:28.779	24	13.282	235.0	Qualifying Practice 2
23	47 Ceilar R. Villorba Corse	Dallara P217 - Gibson	LMP2	Giorgio SERNAGIOTTO	3:28.942	23	13.445	234.8	Qualifying Practice 2
24	43 RLR M Sport / Tower Events	Oreca 07 - Gibson	LMP2	Norman NATO	3:29.137	22	13.640	234.6	Qualifying Practice 2
25	20 High Class Racing	Oreca 07 - Gibson	LMP2	Anders FJORBACH	3:29.633	22	14.136	234.0	Qualifying Practice 2
26	34 Inter Europol Competition	Ligier JSP217 - Gibson	LMP2	Nigel MOORE	3:30.744	27	15.247	232.8	Qualifying Practice 1
27	49 ARC Bratislava	Ligier JSP217 - Gibson	LMP2	Konstantin TERESCHENKO	3:35.480	18	19.983	227.6	Qualifying Practice 1
28	50 Larbre Competition	Ligier JSP217 - Gibson	LMP2	Nicholas BOULLE	3:36.144	30	20.647	226.9	Qualifying Practice 2
29	92 Porsche GT Team	Porsche 911 RSR	LMGTE Pro	Michael CHRISTENSEN	3:49.388	21	33.891	213.8	Qualifying Practice 2
30	63 Corvette Racing	Chevrolet Corvette C7.R	LMGTE Pro	Antonio GARCIA	3:49.424	25	33.927	213.8	Qualifying Practice 2
31	67 Ford Chip Ganassi Team UK	Ford GT	LMGTE Pro	Harry TINCKNELL	3:49.530	25	34.033	213.7	Qualifying Practice 1
32	93 Porsche GT Team	Porsche 911 RSR	LMGTE Pro	Nick TANDY	3:49.558	23	34.061	213.7	Qualifying Practice 1
33	91 Porsche GT Team	Porsche 911 RSR	LMGTE Pro	Gianmaria BRUNI	3:49.921	13	34.424	213.3	Qualifying Practice 2
34	97 Aston Martin Racing	Aston Martin Vantage AMR	LMGTE Pro	Alexander LYNN	3:50.037	19	34.540	213.2	Qualifying Practice 1
35	94 Porsche GT Team	Porsche 911 RSR	LMGTE Pro	Mathieu JAMINET	3:50.278	34	34.781	213.0	Qualifying Practice 1
36	69 Ford Chip Ganassi Team USA	Ford GT	LMGTE Pro	Richard WESTBROOK	3:50.339	31	34.842	213.0	Qualifying Practice 2
37	68 Ford Chip Ganassi Team USA	Ford GT	LMGTE Pro	Joey HAND	3:50.486	17	34.989	212.8	Qualifying Practice 2
38	71 AF Corse	Ferrari 488 GTE EVO	LMGTE Pro	Sam BIRD	3:50.623	18	35.126	212.7	Qualifying Practice 2
39	95 Aston Martin Racing	Aston Martin Vantage AMR	LMGTE Pro	Nicki THILM	3:50.812	22	35.315	212.5	Qualifying Practice 1
40	64 Corvette Racing	Chevrolet Corvette C7.R	LMGTE Pro	Tommy MILNER	3:51.011	29	35.514	212.3	Qualifying Practice 2
41	51 AF Corse	Ferrari 488 GTE EVO	LMGTE Pro	James CALADO	3:51.019	20	35.522	212.3	Qualifying Practice 2
42	81 BMW Team MTEK	BMW M8 GTE	LMGTE Pro	Nicky CATSBURG	3:51.353	28	35.856	212.0	Qualifying Practice 2
43	66 Ford Chip Ganassi Team UK	Ford GT	LMGTE Pro	Stefan MÜCKE	3:51.601	28	36.104	211.8	Qualifying Practice 2
44	82 BMW Team MTEK	BMW M8 GTE	LMGTE Pro	Augusto FARFUS	3:51.818	30	36.321	211.6	Qualifying Practice 2
45	88 Dempsey - Proton Racing	Porsche 911 RSR	LMGTE Am	Matteo CAIROLI	3:52.454	27	36.957	211.0	Qualifying Practice 1
46	56 Team Project 1	Porsche 911 RSR	LMGTE Am	Jörg BERGMEISTER	3:52.750	27	37.253	210.8	Qualifying Practice 1
47	54 Spirit of Race	Ferrari 488 GTE	LMGTE Am	Giancarlo FISICHELLA	3:52.826	24	37.329	210.7	Qualifying Practice 2
48	89 Risi Competizione	Ferrari 488 GTE EVO	LMGTE Pro	Pipo DERANI	3:52.997	22	37.500	210.5	Qualifying Practice 1
49	77 Dempsey - Proton Racing	Porsche 911 RSR	LMGTE Am	Julien ANDLAUER	3:53.408	20	37.911	210.2	Qualifying Practice 1
50	57 Car Guy Racing	Ferrari 488 GTE	LMGTE Am	Côme LEDOGAR	3:53.474	31	37.977	210.1	Qualifying Practice 2
51	85 Keating Motorsports	Ford GT	LMGTE Am	Jeroen BLEEKEMOLEN	3:53.492	22	37.995	210.1	Qualifying Practice 2
52	98 Aston Martin Racing	Aston Martin Vantage	LMGTE Am	Pedro LAMY	3:53.530	17	38.033	210.1	Qualifying Practice 1
53	86 Gulf Racing	Porsche 911 RSR	LMGTE Am	Benjamin BARKER	3:53.571	30	38.074	210.0	Qualifying Practice 2
54	90 TF Sport	Aston Martin Vantage	LMGTE Am	Charles EASTWOOD	3:53.974	23	38.477	209.7	Qualifying Practice 1
55	60 Kessel Racing	Ferrari 488 GTE	LMGTE Am	Andrea PICCINI	3:53.990	21	38.493	209.6	Qualifying Practice 2
56	78 Proton Competition	Porsche 911 RSR	LMGTE Am	Vincent ABRIL	3:54.324	22	38.827	209.3	Qualifying Practice 1
57	62 WeatherTech Racing	Ferrari 488 GTE	LMGTE Am	Toni VILANDER	3:54.350	31	38.853	209.3	Qualifying Practice 2
58	83 Kessel Racing	Ferrari 488 GTE	LMGTE Am	Michelle GATTING	3:54.363	20	38.866	209.3	Qualifying Practice 2
59	84 JMW Motorsport	Ferrari 488 GTE	LMGTE Am	Jeffrey SEGAL	3:54.513	25	39.016	209.2	Qualifying Practice 1
60	70 MR Racing	Ferrari 488 GTE	LMGTE Am	Olivier BERETTA	3:54.737	14	39.240	209.0	Qualifying Practice 1





FIA WEC

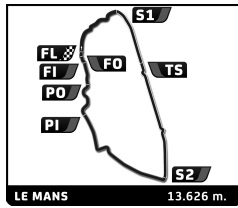
87^e Edition des 24 Heures du Mans
After Qualifying Practice 2

Provisional Classification by Fastest Lap



No	Team	Car	Class	Driver	Time	Laps	Gap	Kph	Session
61	61 Clearwater Racing	Ferrari 488 GTE	LMGTE Am	Matthew GRIFFIN	3:56.072	27	40.575	207.8	Qualifying Practice 1
62	99 Dempsey - Proton Racing	Porsche 911 RSR	LMGTE Am	Patrick LONG	4:00.472	8	44.975	204.0	Free Practice





FIA WEC

87^e Edition des 24 Heures du Mans

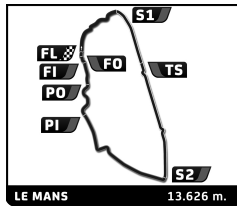
Qualifying Practice 2

Provisional Classification by Driver Fastest Lap



No	Team	Car	Class	Driver	Time	Lap	Total	Gap	Kph		
1	7	Toyota Gazoo Racing	Toyota TS050 - Hybrid	LMP1 H	Kamui KOBAYASHI	3:15.497	2	11		250.9	
2	8	Toyota Gazoo Racing	Toyota TS050 - Hybrid	LMP1 H	Kazuki NAKAJIMA	3:15.908	2	12	0.411	250.4	
3	11	SMP Racing	BR Engineering BR1 - AER	LMP1	Mikhail ALESHIN	3:16.953	2	3	1.456	1.045	249.1
4	1	Rebellion Racing	Rebellion R13 - Gibson	LMP1	Neel JANI	3:17.313	6	8	1.816	0.360	248.6
5	17	SMP Racing	BR Engineering BR1 - AER	LMP1	Stéphane SARRAZIN	3:17.437	2	3	1.940	0.124	248.5
6	3	Rebellion Racing	Rebellion R13 - Gibson	LMP1	Thomas LAURENT	3:18.884	3	4	3.387	1.447	246.6
7	17	SMP Racing	BR Engineering BR1 - AER	LMP1	Sergey SIROTKIN	3:19.097	4	5	3.600	0.213	246.4
8	8	Toyota Gazoo Racing	Toyota TS050 - Hybrid	LMP1 H	Sébastien BUEMI	3:19.153	4	6	3.656	0.056	246.3
9	11	SMP Racing	BR Engineering BR1 - AER	LMP1	Vitaly PETROV	3:19.220	2	3	3.723	0.067	246.2
10	8	Toyota Gazoo Racing	Toyota TS050 - Hybrid	LMP1 H	Fernando ALONSO	3:19.290	5	7	3.793	0.070	246.1
11	17	SMP Racing	BR Engineering BR1 - AER	LMP1	Egor ARUDZHEV	3:20.246	3	4	4.749	0.956	245.0
12	7	Toyota Gazoo Racing	Toyota TS050 - Hybrid	LMP1 H	Jose Maria LOPEZ	3:20.312	7	8	4.815	0.066	244.9
13	7	Toyota Gazoo Racing	Toyota TS050 - Hybrid	LMP1 H	Mike CONWAY	3:21.594	2	8	6.097	1.282	243.3
14	1	Rebellion Racing	Rebellion R13 - Gibson	LMP1	André LOTTERER	3:21.646	7	8	6.149	0.052	243.3
15	1	Rebellion Racing	Rebellion R13 - Gibson	LMP1	Bruno SENNA	3:22.858	5	5	7.361	1.212	241.8
16	10	DragonSpeed	BR Engineering BR1 - Gibson	LMP1	Renger VAN DER ZANDE	3:23.672	3	5	8.175	0.814	240.8
17	4	Bykolles Racing Team	Enso CLM P1/01 - Gibson	LMP1	Tom DILLMANN	3:23.726	5	8	8.229	0.054	240.8
18	11	SMP Racing	BR Engineering BR1 - AER	LMP1	Stefel VANDOORNE	3:24.789	2	3	9.292	1.063	239.5
19	31	DragonSpeed	Oreca 07 - Gibson	LMP2	Pastor MALDONADO	3:26.490	2	6	10.993	1.701	237.6
20	38	Jackie Chan DC Racing	Oreca 07 - Gibson	LMP2	Stéphane RICHELMI	3:26.821	3	4	11.324	0.331	237.2
21	28	TDS Racing	Oreca 07 - Gibson	LMP2	Mathieu VAXIVIERE	3:27.096	11	12	11.599	0.275	236.9
22	29	Racing Team Nederland	Dallara P217 - Gibson	LMP2	Nyck DE VRIES	3:27.107	2	6	11.610	0.011	236.9
23	22	United Autosports	Ligier JSP217 - Gibson	LMP2	Filipe ALBUQUERQUE	3:27.356	2	3	11.859	0.249	236.6
24	23	Panis Barthez Competition	Ligier JSP217 - Gibson	LMP2	William STEVENS	3:27.790	2	3	12.293	0.434	236.1
25	48	Idec Sport	Oreca 07 - Gibson	LMP2	Paul Loup CHATIN	3:27.804	4	6	12.307	0.014	236.1
26	48	Idec Sport	Oreca 07 - Gibson	LMP2	Memo ROJAS	3:28.172	5	8	12.675	0.368	235.6
27	39	Graff	Oreca 07 - Gibson	LMP2	Tristan GOMMENDY	3:28.426	6	9	12.929	0.254	235.4
28	25	Algarve Pro Racing	Oreca 07 - Gibson	LMP2	Andrea PIZZITOLA	3:28.457	3	9	12.960	0.031	235.3
29	36	Signatech Alpine Matmut	Alpine A470 - Gibson	LMP2	André NEGRÃO	3:28.471	5	10	12.974	0.014	235.3
30	37	Jackie Chan DC Racing	Oreca 07 - Gibson	LMP2	Ricky TAYLOR	3:28.569	6	7	13.072	0.098	235.2
31	38	Jackie Chan DC Racing	Oreca 07 - Gibson	LMP2	Gabriel AUBRY	3:28.641	9	10	13.144	0.072	235.1
32	29	Racing Team Nederland	Dallara P217 - Gibson	LMP2	Giedo VAN DER GARDE	3:28.665	4	5	13.168	0.024	235.1
33	26	G-Drive Racing	Aurus 01 - Gibson	LMP2	Jean-Eric VERGNE	3:28.713	2	4	13.216	0.048	235.0
34	32	United Autosports	Ligier JSP217 - Gibson	LMP2	Will OWEN	3:28.779	2	5	13.282	0.066	235.0
35	47	Cetilar R. Villorba Corse	Dallara P217 - Gibson	LMP2	Giorgio SERNAGIOTTO	3:28.942	2	6	13.445	0.163	234.8
36	28	TDS Racing	Oreca 07 - Gibson	LMP2	Loïc DUVAL	3:29.092	2	3	13.595	0.150	234.6
37	43	RLR M Sport / Tower Events	Oreca 07 - Gibson	LMP2	Norman NATO	3:29.137	4	5	13.640	0.045	234.6
38	26	G-Drive Racing	Aurus 01 - Gibson	LMP2	Job VAN UITERT	3:29.221	7	9	13.724	0.084	234.5
39	37	Jackie Chan DC Racing	Oreca 07 - Gibson	LMP2	Jordan KING	3:29.611	3	8	14.114	0.390	234.0
40	20	High Class Racing	Oreca 07 - Gibson	LMP2	Anders FJORDBACH	3:29.633	2	5	14.136	0.022	234.0
41	39	Graff	Oreca 07 - Gibson	LMP2	Jonathan HIRSCHI	3:29.719	2	4	14.222	0.086	233.9
42	26	G-Drive Racing	Aurus 01 - Gibson	LMP2	Roman RUSINOV	3:30.106	4	8	14.609	0.387	233.5
43	39	Graff	Oreca 07 - Gibson	LMP2	Vincent CAPILLAIRE	3:30.196	6	7	14.699	0.090	233.4
44	20	High Class Racing	Oreca 07 - Gibson	LMP2	Mathias BECHE	3:30.277	4	4	14.780	0.081	233.3
45	30	Duqueine Engineering	Oreca 07 - Gibson	LMP2	Romain DUMAS	3:30.353	6	7	14.856	0.076	233.2
46	10	DragonSpeed	BR Engineering BR1 - Gibson	LMP1	Henrik HEDMAN	3:30.473	9	10	14.976	0.120	233.1
47	34	Inter Europol Competition	Ligier JSP217 - Gibson	LMP2	Nigel MOORE	3:30.823	2	6	15.326	0.350	232.7
48	31	DragonSpeed	Oreca 07 - Gibson	LMP2	Anthony DAVIDSON	3:30.860	7	10	15.363	0.037	232.6
49	30	Duqueine Engineering	Oreca 07 - Gibson	LMP2	Pierre RAGUES	3:30.902	5	6	15.405	0.042	232.6
50	43	RLR M Sport / Tower Events	Oreca 07 - Gibson	LMP2	Arjun MAINI	3:31.079	7	9	15.582	0.177	232.4
51	22	United Autosports	Ligier JSP217 - Gibson	LMP2	Paul DI RESTA	3:31.142	5	8	15.645	0.063	232.3
52	30	Duqueine Engineering	Oreca 07 - Gibson	LMP2	Nicolas JAMIN	3:31.310	7	8	15.813	0.168	232.1
53	22	United Autosports	Ligier JSP217 - Gibson	LMP2	Philip HANSON	3:31.879	7	8	16.382	0.569	231.5
54	25	Algarve Pro Racing	Oreca 07 - Gibson	LMP2	David ZOLLINGER	3:31.927	5	6	16.430	0.048	231.5
55	37	Jackie Chan DC Racing	Oreca 07 - Gibson	LMP2	David HENNINGER-HANSSON	3:31.987	5	6	16.490	0.060	231.4
56	38	Jackie Chan DC Racing	Oreca 07 - Gibson	LMP2	Ho-Pin TUNG	3:32.100	2	6	16.603	0.113	231.3
57	48	Idec Sport	Oreca 07 - Gibson	LMP2	Paul LAFARGUE	3:32.250	3	5	16.753	0.150	231.1
58	23	Panis Barthez Competition	Ligier JSP217 - Gibson	LMP2	Julien CANAL	3:32.599	3	9	17.102	0.349	230.7
59	34	Inter Europol Competition	Ligier JSP217 - Gibson	LMP2	James WINSLOW	3:33.500	10	10	18.003	0.901	229.8
60	31	DragonSpeed	Oreca 07 - Gibson	LMP2	Roberto GONZALEZ	3:33.596	3	6	18.099	0.096	229.7
61	23	Panis Barthez Competition	Ligier JSP217 - Gibson	LMP2	René BINDER	3:34.614	6	8	19.117	1.018	228.6
62	50	Larbre Competition	Ligier JSP217 - Gibson	LMP2	Nicholas BOULLE	3:36.144	6	10	20.647	1.530	226.9
63	50	Larbre Competition	Ligier JSP217 - Gibson	LMP2	Romano RICCI	3:36.593	6	7	21.096	0.449	226.5
64	32	United Autosports	Ligier JSP217 - Gibson	LMP2	Alex BRUNDLE	3:36.623	3	4	21.126	0.030	226.4
65	28	TDS Racing	Oreca 07 - Gibson	LMP2	François PERODO	3:37.232	2	5	21.735	0.609	225.8
66	47	Cetilar R. Villorba Corse	Dallara P217 - Gibson	LMP2	Roberto LACORTE	3:37.351	3	8	21.854	0.119	225.7





FIA WEC

87^e Edition des 24 Heures du Mans

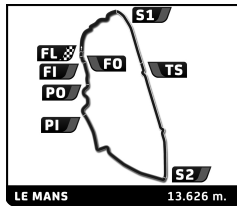
Qualifying Practice 2

Provisional Classification by Driver Fastest Lap



No	Team	Car	Class	Driver	Time	Lap	Total	Gap	Kph	
67	34 Inter Europol Competition	Ligier JSP217 - Gibson	LMP2	Jakub SMIECHOWSKI	3:37.786	2	7	22.289	0.435	225.2
68	25 Algarve Pro Racing	Oreca 07 - Gibson	LMP2	John FALB	3:37.902	2	7	22.405	0.116	225.1
69	32 United Autosports	Ligier JSP217 - Gibson	LMP2	Ryan CULLEN	3:37.952	6	8	22.455	0.050	225.1
70	50 Larbre Competition	Ligier JSP217 - Gibson	LMP2	Erwin CREED	3:39.167	4	5	23.670	1.215	223.8
71	29 Racing Team Nederland	Dallara P217 - Gibson	LMP2	Frits VAN EERD	3:40.239	5	11	24.742	1.072	222.7
72	43 RLR M Sport / Tower Events	Oreca 07 - Gibson	LMP2	John FARANO	3:40.995	6	9	25.498	0.756	222.0
73	20 High Class Racing	Oreca 07 - Gibson	LMP2	Dennis ANDERSEN	3:43.887	10	11	28.390	2.892	219.1
74	49 ARC Bratislava	Ligier JSP217 - Gibson	LMP2	Miro KONOPKA	3:44.799	5	8	29.302	0.912	218.2
75	92 Porsche GT Team	Porsche 911 RSR	LMGTE Pro	Michael CHRISTENSEN	3:49.388	3	5	33.891	4.589	213.8
76	63 Corvette Racing	Chevrolet Corvette C7.R	LMGTE Pro	Antonio GARCIA	3:49.424	9	10	33.927	0.036	213.8
77	91 Porsche GT Team	Porsche 911 RSR	LMGTE Pro	Gianmaria BRUNI	3:49.921	4	5	34.424	0.497	213.3
78	93 Porsche GT Team	Porsche 911 RSR	LMGTE Pro	Patrick PILET	3:50.171	2	11	34.674	0.250	213.1
79	69 Ford Chip Ganassi Team USA	Ford GT	LMGTE Pro	Richard WESTBROOK	3:50.339	13	14	34.842	0.168	213.0
80	68 Ford Chip Ganassi Team USA	Ford GT	LMGTE Pro	Joey HAND	3:50.486	8	9	34.989	0.147	212.8
81	71 AF Corse	Ferrari 488 GTE EVO	LMGTE Pro	Sam BIRD	3:50.623	6	7	35.126	0.137	212.7
82	92 Porsche GT Team	Porsche 911 RSR	LMGTE Pro	Laurens VANTHOOR	3:50.649	5	13	35.152	0.026	212.7
83	94 Porsche GT Team	Porsche 911 RSR	LMGTE Pro	Mathieu JAMINET	3:50.810	5	7	35.313	0.161	212.5
84	64 Corvette Racing	Chevrolet Corvette C7.R	LMGTE Pro	Tommy MILNER	3:51.011	11	11	35.514	0.201	212.3
85	51 AF Corse	Ferrari 488 GTE EVO	LMGTE Pro	James CALADO	3:51.019	4	6	35.522	0.008	212.3
86	68 Ford Chip Ganassi Team USA	Ford GT	LMGTE Pro	Dirk MÜLLER	3:51.185	8	9	35.688	0.166	212.2
87	51 AF Corse	Ferrari 488 GTE EVO	LMGTE Pro	Daniel SERRA	3:51.226	7	9	35.729	0.041	212.1
88	81 BMW Team MTEK	BMW M8 GTE	LMGTE Pro	Nicky CATSBURG	3:51.353	2	5	35.856	0.127	212.0
89	66 Ford Chip Ganassi Team UK	Ford GT	LMGTE Pro	Stefan MÜCKE	3:51.601	9	10	36.104	0.248	211.8
90	82 BMW Team MTEK	BMW M8 GTE	LMGTE Pro	Augusto FARFUS	3:51.818	6	7	36.321	0.217	211.6
91	93 Porsche GT Team	Porsche 911 RSR	LMGTE Pro	Nick TANDY	3:51.864	4	5	36.367	0.046	211.6
92	95 Aston Martin Racing	Aston Martin Vantage AMR	LMGTE Pro	Marco SØRENSEN	3:51.948	6	9	36.451	0.084	211.5
93	63 Corvette Racing	Chevrolet Corvette C7.R	LMGTE Pro	Mike ROCKENFELLER	3:52.120	10	11	36.623	0.172	211.3
94	93 Porsche GT Team	Porsche 911 RSR	LMGTE Pro	Earl BAMBER	3:52.221	2	4	36.724	0.101	211.2
95	97 Aston Martin Racing	Aston Martin Vantage AMR	LMGTE Pro	Alexander LYNN	3:52.283	3	4	36.786	0.062	211.2
96	71 AF Corse	Ferrari 488 GTE EVO	LMGTE Pro	Davide RIGON	3:52.418	4	6	36.921	0.135	211.1
97	69 Ford Chip Ganassi Team USA	Ford GT	LMGTE Pro	Ryan BRISCOE	3:52.439	3	6	36.942	0.021	211.0
98	94 Porsche GT Team	Porsche 911 RSR	LMGTE Pro	Sven MÜLLER	3:52.456	3	15	36.959	0.017	211.0
99	97 Aston Martin Racing	Aston Martin Vantage AMR	LMGTE Pro	Jonathan ADAM	3:52.504	10	12	37.007	0.048	211.0
100	97 Aston Martin Racing	Aston Martin Vantage AMR	LMGTE Pro	Maxime MARTIN	3:52.513	3	5	37.016	0.009	211.0
101	91 Porsche GT Team	Porsche 911 RSR	LMGTE Pro	Richard LIETZ	3:52.744	4	13	37.247	0.231	210.8
102	64 Corvette Racing	Chevrolet Corvette C7.R	LMGTE Pro	Marcel FÄSSLER	3:52.808	10	11	37.311	0.064	210.7
103	54 Spirit of Race	Ferrari 488 GTE	LMGTE Am	Giancarlo FISICHELLA	3:52.826	11	11	37.329	0.018	210.7
104	67 Ford Chip Ganassi Team UK	Ford GT	LMGTE Pro	Andy PRIAULX	3:52.831	6	7	37.334	0.005	210.7
105	67 Ford Chip Ganassi Team UK	Ford GT	LMGTE Pro	Harry TINKNELL	3:52.838	5	8	37.341	0.007	210.7
106	71 AF Corse	Ferrari 488 GTE EVO	LMGTE Pro	Miguel MOLINA	3:52.886	5	8	37.389	0.048	210.6
107	82 BMW Team MTEK	BMW M8 GTE	LMGTE Pro	Jesse KROHN	3:53.175	9	9	37.678	0.289	210.4
108	89 Risi Competizione	Ferrari 488 GTE EVO	LMGTE Pro	Jules GOUNON	3:53.244	12	13	37.747	0.069	210.3
109	67 Ford Chip Ganassi Team UK	Ford GT	LMGTE Pro	Jonathan BOMARITO	3:53.425	2	8	37.928	0.181	210.1
110	57 Car Guy Racing	Ferrari 488 GTE	LMGTE Am	Côme LEDOGAR	3:53.474	11	11	37.977	0.049	210.1
111	85 Keating Motorsports	Ford GT	LMGTE Am	Jeroen BLEEKEMOLEN	3:53.492	3	4	37.995	0.018	210.1
112	86 Gulf Racing	Porsche 911 RSR	LMGTE Am	Benjamin BARKER	3:53.571	10	11	38.074	0.079	210.0
113	81 BMW Team MTEK	BMW M8 GTE	LMGTE Pro	Martin TOMCZYK	3:53.738	11	12	38.241	0.167	209.9
114	60 Kessel Racing	Ferrari 488 GTE	LMGTE Am	Andrea PICCINI	3:53.990	6	7	38.493	0.252	209.6
115	77 Dempsey - Proton Racing	Porsche 911 RSR	LMGTE Am	Julien ANDLAUER	3:54.008	4	5	38.511	0.018	209.6
116	66 Ford Chip Ganassi Team UK	Ford GT	LMGTE Pro	Olivier PLA	3:54.020	2	4	38.523	0.012	209.6
117	88 Dempsey - Proton Racing	Porsche 911 RSR	LMGTE Am	Matteo CAIROLI	3:54.107	7	7	38.610	0.087	209.5
118	62 WeatherTech Racing	Ferrari 488 GTE	LMGTE Am	Toni VILANDER	3:54.350	6	9	38.853	0.243	209.3
119	83 Kessel Racing	Ferrari 488 GTE	LMGTE Am	Michelle GATTING	3:54.363	3	4	38.866	0.013	209.3
120	90 TF Sport	Aston Martin Vantage	LMGTE Am	Charles EASTWOOD	3:54.542	8	9	39.045	0.179	209.1
121	82 BMW Team MTEK	BMW M8 GTE	LMGTE Pro	Antonio Felix DA COSTA	3:54.684	2	4	39.187	0.142	209.0
122	85 Keating Motorsports	Ford GT	LMGTE Am	Felipe FRAGA	3:54.907	5	6	39.410	0.223	208.8
123	78 Proton Competition	Porsche 911 RSR	LMGTE Am	Vincent ABRIL	3:54.942	3	5	39.445	0.035	208.8
124	56 Team Project 1	Porsche 911 RSR	LMGTE Am	Jörg BERGMEISTER	3:55.011	4	13	39.514	0.069	208.7
125	90 TF Sport	Aston Martin Vantage	LMGTE Am	Euan HANKEY	3:55.544	5	6	40.047	0.533	208.3
126	70 MR Racing	Ferrari 488 GTE	LMGTE Am	Olivier BERETTA	3:55.906	2	3	40.409	0.362	207.9
127	61 Clearwater Racing	Ferrari 488 GTE	LMGTE Am	Matteo CRESSONI	3:56.120	4	7	40.623	0.214	207.7
128	98 Aston Martin Racing	Aston Martin Vantage	LMGTE Am	Mathias LAUDA	3:56.136	7	10	40.639	0.016	207.7
129	77 Dempsey - Proton Racing	Porsche 911 RSR	LMGTE Am	Matt CAMPBELL	3:56.145	3	9	40.648	0.009	207.7
130	61 Clearwater Racing	Ferrari 488 GTE	LMGTE Am	Matthew GRIFFIN	3:56.147	5	7	40.650	0.002	207.7
131	84 JMW Motorsport	Ferrari 488 GTE	LMGTE Am	Jeffrey SEGAL	3:56.154	4	5	40.657	0.007	207.7
132	84 JMW Motorsport	Ferrari 488 GTE	LMGTE Am	Rodrigo BAPTISTA	3:56.463	5	6	40.966	0.309	207.4





FIA WEC

87^e Edition des 24 Heures du Mans

Qualifying Practice 2

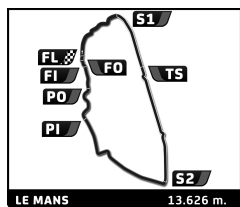
Provisional Classification by Driver Fastest Lap



No	Team	Car	Class	Driver	Time	Lap	Total	Gap	Kph
133	98 Aston Martin Racing	Aston Martin Vantage	LMGTE Am	Paul DALLA LANA	3:56.543	9	11	41.046 0.080	207.4
134	89 Risi Competizione	Ferrari 488 GTE EVO	LMGTE Pro	Pipo DERANI	3:56.564	5	6	41.067 0.021	207.4
135	70 MR Racing	Ferrari 488 GTE	LMGTE Am	Edward CHEEVER	3:56.803	3	8	41.306 0.239	207.1
136	60 Kessel Racing	Ferrari 488 GTE	LMGTE Am	Sergio PIANEZZOLA	3:57.729	6	7	42.232 0.926	206.3
137	56 Team Project 1	Porsche 911 RSR	LMGTE Am	Patrick LINDSEY	3:58.249	3	4	42.752 0.520	205.9
138	83 Kessel Racing	Ferrari 488 GTE	LMGTE Am	Rahel FREY	3:58.748	5	6	43.251 0.499	205.5
139	54 Spirit of Race	Ferrari 488 GTE	LMGTE Am	Thomas FLOHR	3:58.912	7	8	43.415 0.164	205.3
140	88 Dempsey - Proton Racing	Porsche 911 RSR	LMGTE Am	Giorgio RODA JR	3:59.252	4	6	43.755 0.340	205.0
141	56 Team Project 1	Porsche 911 RSR	LMGTE Am	Egidio PERFETTI	3:59.253	2	3	43.756 0.001	205.0
142	84 JMW Motorsport	Ferrari 488 GTE	LMGTE Am	Wei LU	3:59.698	4	5	44.201 0.445	204.6
143	61 Clearwater Racing	Ferrari 488 GTE	LMGTE Am	Luis PEREZ-COMPANC	3:59.797	5	10	44.300 0.099	204.6
144	77 Dempsey - Proton Racing	Porsche 911 RSR	LMGTE Am	Christian RIED	4:01.487	4	6	45.990 1.690	203.1
145	78 Proton Competition	Porsche 911 RSR	LMGTE Am	Louis PRETTE	4:02.059	2	6	46.562 0.572	202.7
146	90 TF Sport	Aston Martin Vantage	LMGTE Am	Salih YOLUC	4:02.895	3	4	47.398 0.836	202.0
147	83 Kessel Racing	Ferrari 488 GTE	LMGTE Am	Manuela GOSTNER	4:03.884	4	11	48.387 0.989	201.1
148	70 MR Racing	Ferrari 488 GTE	LMGTE Am	Motoaki ISHIKAWA	4:03.971	9	10	48.474 0.087	201.1
149	62 WeatherTech Racing	Ferrari 488 GTE	LMGTE Am	Robert SMITH	4:04.604	6	14	49.107 0.633	200.5
150	86 Gulf Racing	Porsche 911 RSR	LMGTE Am	Michael WAINWRIGHT	4:04.947	7	7	49.450 0.343	200.3
151	57 Car Guy Racing	Ferrari 488 GTE	LMGTE Am	Takeshi KIMURA	4:05.475	3	11	49.978 0.528	199.8
152	78 Proton Competition	Porsche 911 RSR	LMGTE Am	Philippe PRETTE	4:06.004	5	6	50.507 0.529	199.4
153	88 Dempsey - Proton Racing	Porsche 911 RSR	LMGTE Am	Satoshi HOSHINO	4:06.262	6	7	50.765 0.258	199.2
154	60 Kessel Racing	Ferrari 488 GTE	LMGTE Am	Claudio SCHIAVONI	4:12.412	5	8	56.915 6.150	194.3
51	AF Corse	Ferrari 488 GTE EVO	LMGTE Pro	Alessandro PIER GUIDI			4		
36	Signatech Alpine Matmut	Alpine A470 - Gibson	LMP2	Nicolas LAPIERRE			2		
66	Ford Chip Ganassi Team UK	Ford GT	LMGTE Pro	Billy JOHNSON			2		
85	Keating Motorsports	Ford GT	LMGTE Am	Ben KEATING			2		
10	DragonSpeed	BR Engineering BR1 - Gibson	LMP1	Ben HANLEY			1		
3	Rebellion Racing	Rebellion R13 - Gibson	LMP1	Nathanaël BERTHON					
3	Rebellion Racing	Rebellion R13 - Gibson	LMP1	Gustavo MENEZES					
4	Bykolles Racing Team	Enso CLM P1/01 - Gibson	LMP1	Oliver WEBB					
4	Bykolles Racing Team	Enso CLM P1/01 - Gibson	LMP1	Paolo RUBERTI					
36	Signatech Alpine Matmut	Alpine A470 - Gibson	LMP2	Pierre THIRIET					
47	Cetilar R. Villorba Corse	Dallara P217 - Gibson	LMP2	Andrea BELICCHI					
49	ARC Bratislava	Ligier JSP217 - Gibson	LMP2	Henning ENQVIST					
49	ARC Bratislava	Ligier JSP217 - Gibson	LMP2	Konstantin TERESCHENKO					
54	Spirit of Race	Ferrari 488 GTE	LMGTE Am	Francesco CASTELLACCI					
57	Car Guy Racing	Ferrari 488 GTE	LMGTE Am	Kei COZZOLINO					
62	WeatherTech Racing	Ferrari 488 GTE	LMGTE Am	Cooper MACNEIL					
63	Corvette Racing	Chevrolet Corvette C7.R	LMGTE Pro	Jan MAGNUSSEN					
64	Corvette Racing	Chevrolet Corvette C7.R	LMGTE Pro	Oliver GAVIN					
68	Ford Chip Ganassi Team USA	Ford GT	LMGTE Pro	Sébastien BOURDAIS					
69	Ford Chip Ganassi Team USA	Ford GT	LMGTE Pro	Scott DIXON					
81	BMW Team MTEK	BMW M8 GTE	LMGTE Pro	Philipp ENG					
86	Gulf Racing	Porsche 911 RSR	LMGTE Am	Thomas PREINING					
89	Risi Competizione	Ferrari 488 GTE EVO	LMGTE Pro	Oliver JARVIS					
91	Porsche GT Team	Porsche 911 RSR	LMGTE Pro	Frédéric MAKOWIECKI					
92	Porsche GT Team	Porsche 911 RSR	LMGTE Pro	Kevin ESTRE					
94	Porsche GT Team	Porsche 911 RSR	LMGTE Pro	Dennis OLSEN					
95	Aston Martin Racing	Aston Martin Vantage AMR	LMGTE Pro	Nicki THIIM					
95	Aston Martin Racing	Aston Martin Vantage AMR	LMGTE Pro	Darren TURNER					
98	Aston Martin Racing	Aston Martin Vantage	LMGTE Am	Pedro LAMY					
99	Dempsey - Proton Racing	Porsche 911 RSR	LMGTE Am	Patrick LONG					
99	Dempsey - Proton Racing	Porsche 911 RSR	LMGTE Am	Niclas JÖNSSON					
99	Dempsey - Proton Racing	Porsche 911 RSR	LMGTE Am	Tracy KROHN					

Track Temp: 24.44 °C Air Temp: 19.44 °C Track Status: **DRY**





FIA WEC

87^e Edition des 24 Heures du Mans

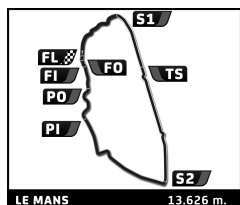
After Qualifying Practice 2



Provisional Classification by Driver Fastest Lap

No	Team	Car	Class	Driver	Time	Laps	Gap	Kph	Session
1	7 Toyota Gazoo Racing	Toyota TS050 - Hybrid	LMP1 H	Kamui KOBAYASHI	3:15.497	33		250.9	Qualifying Practice 2
2	8 Toyota Gazoo Racing	Toyota TS050 - Hybrid	LMP1 H	Kazuki NAKAJIMA	3:15.908	38	0.411	250.4	Qualifying Practice 2
3	11 SMP Racing	BR Engineering BR1 - AER	LMP1	Mikhail ALESHIN	3:16.953	20		1.456 249.1	Qualifying Practice 2
4	1 Rebellion Racing	Rebellion R13 - Gibson	LMP1	Neel JANI	3:17.313	28	1.816	248.6	Qualifying Practice 2
5	17 SMP Racing	BR Engineering BR1 - AER	LMP1	Stéphane SARRAZIN	3:17.437	21	1.940	248.5	Qualifying Practice 2
6	17 SMP Racing	BR Engineering BR1 - AER	LMP1	Egor ORUDZHEV	3:17.633	23	2.136	248.2	Qualifying Practice 1
7	3 Rebellion Racing	Rebellion R13 - Gibson	LMP1	Thomas LAURENT	3:18.884	24	3.387	246.6	Qualifying Practice 2
8	17 SMP Racing	BR Engineering BR1 - AER	LMP1	Sergey SIROTKIN	3:19.097	22	3.600	246.4	Qualifying Practice 2
9	8 Toyota Gazoo Racing	Toyota TS050 - Hybrid	LMP1 H	Sébastien BUEMI	3:19.153	30	3.656	246.3	Qualifying Practice 2
10	11 SMP Racing	BR Engineering BR1 - AER	LMP1	Vitaly PETROV	3:19.220	16	3.723	246.2	Qualifying Practice 2
11	8 Toyota Gazoo Racing	Toyota TS050 - Hybrid	LMP1 H	Fernando ALONSO	3:19.290	34	3.793	246.1	Qualifying Practice 2
12	11 SMP Racing	BR Engineering BR1 - AER	LMP1	Stoffel VANDOOORNE	3:19.931	22	4.434	245.4	Free Practice
13	3 Rebellion Racing	Rebellion R13 - Gibson	LMP1	Gustavo MENEZES	3:19.960	16	4.463	245.3	Free Practice
14	10 DragonSpeed	BR Engineering BR1 - Gibson	LMP1	Ben HANLEY	3:20.200	13	4.703	245.0	Qualifying Practice 1
15	7 Toyota Gazoo Racing	Toyota TS050 - Hybrid	LMP1 H	Jose Maria LOPEZ	3:20.312	34	4.815	244.9	Qualifying Practice 2
16	7 Toyota Gazoo Racing	Toyota TS050 - Hybrid	LMP1 H	Mike CONWAY	3:21.253	33	5.756	243.7	Qualifying Practice 1
17	1 Rebellion Racing	Rebellion R13 - Gibson	LMP1	André LOTTERER	3:21.257	24	5.760	243.7	Free Practice
18	3 Rebellion Racing	Rebellion R13 - Gibson	LMP1	Nathanaël BERTHON	3:22.445	17	6.948	242.3	Qualifying Practice 1
19	1 Rebellion Racing	Rebellion R13 - Gibson	LMP1	Bruno SENNA	3:22.858	26	7.361	241.8	Qualifying Practice 2
20	10 DragonSpeed	BR Engineering BR1 - Gibson	LMP1	Renger VAN DER ZANDE	3:23.672	13	8.175	240.8	Qualifying Practice 2
21	4 Bykolles Racing Team	Enso CLM P1/01 - Gibson	LMP1	Tom DILLMANN	3:23.726	31	8.229	240.8	Qualifying Practice 2
22	31 DragonSpeed	Oreca 07 - Gibson	LMP2	Pastor MALDONADO	3:26.490	23	10.993	237.6	Qualifying Practice 2
23	38 Jackie Chan DC Racing	Oreca 07 - Gibson	LMP2	Stéphane RICHELMI	3:26.821	24	11.324	237.2	Qualifying Practice 2
24	36 Signatech Alpine Matmut	Alpine A470 - Gibson	LMP2	Nicolas LAPIERRE	3:26.935	16	11.438	237.0	Qualifying Practice 1
25	28 TDS Racing	Oreca 07 - Gibson	LMP2	Mathieu VAXIVIERE	3:27.096	24	11.599	236.9	Qualifying Practice 2
26	29 Racing Team Nederland	Dallara P217 - Gibson	LMP2	Nyck DE VRIES	3:27.107	24	11.610	236.9	Qualifying Practice 2
27	22 United Autosports	Ligier JSP217 - Gibson	LMP2	Filipe ALBUQUERQUE	3:27.338	20	11.841	236.6	Qualifying Practice 1
28	23 Panis Barthez Competition	Ligier JSP217 - Gibson	LMP2	William STEVENS	3:27.790	20	12.293	236.1	Qualifying Practice 2
29	48 Idec Sport	Oreca 07 - Gibson	LMP2	Paul Loup CHATIN	3:27.804	20	12.307	236.1	Qualifying Practice 2
30	48 Idec Sport	Oreca 07 - Gibson	LMP2	Memo ROJAS	3:28.172	26	12.675	235.6	Qualifying Practice 2
31	39 Graff	Oreca 07 - Gibson	LMP2	Tristan GOMMENDY	3:28.426	27	12.929	235.4	Qualifying Practice 2
32	25 Algarve Pro Racing	Oreca 07 - Gibson	LMP2	Andrea PIZZITOLA	3:28.457	24	12.960	235.3	Qualifying Practice 2
33	36 Signatech Alpine Matmut	Alpine A470 - Gibson	LMP2	André NEGRÃO	3:28.471	25	12.974	235.3	Qualifying Practice 2
34	37 Jackie Chan DC Racing	Oreca 07 - Gibson	LMP2	Ricky TAYLOR	3:28.569	34	13.072	235.2	Qualifying Practice 2
35	38 Jackie Chan DC Racing	Oreca 07 - Gibson	LMP2	Gabriel AUBRY	3:28.641	24	13.144	235.1	Qualifying Practice 2
36	30 Duqueine Engineering	Oreca 07 - Gibson	LMP2	Nicolas JAMIN	3:28.653	25	13.156	235.1	Qualifying Practice 1
37	29 Racing Team Nederland	Dallara P217 - Gibson	LMP2	Giedo VAN DER GARDE	3:28.665	18	13.168	235.1	Qualifying Practice 2
38	26 G-Drive Racing	Aurus 01 - Gibson	LMP2	Jean-Eric VERGNE	3:28.713	21	13.216	235.0	Qualifying Practice 2
39	38 Jackie Chan DC Racing	Oreca 07 - Gibson	LMP2	Ho-Pin TUNG	3:28.738	27	13.241	235.0	Qualifying Practice 1
40	32 United Autosports	Ligier JSP217 - Gibson	LMP2	Will OWEN	3:28.779	24	13.282	235.0	Qualifying Practice 2
41	28 TDS Racing	Oreca 07 - Gibson	LMP2	Loïc DUVAL	3:28.840	17	13.343	234.9	Qualifying Practice 1
42	47 Cetilar R. Villorba Corse	Dallara P217 - Gibson	LMP2	Giorgio SERNAGIOTTO	3:28.942	23	13.445	234.8	Qualifying Practice 2
43	39 Graff	Oreca 07 - Gibson	LMP2	Jonathan HIRSCHI	3:28.959	18	13.462	234.8	Free Practice
44	43 RLR M Sport / Tower Events	Oreca 07 - Gibson	LMP2	Norman NATO	3:29.137	22	13.640	234.6	Qualifying Practice 2
45	26 G-Drive Racing	Aurus 01 - Gibson	LMP2	Job VAN UITER	3:29.221	37	13.724	234.5	Qualifying Practice 2
46	32 United Autosports	Ligier JSP217 - Gibson	LMP2	Alex BRUNDLE	3:29.583	23	14.086	234.1	Qualifying Practice 1
47	37 Jackie Chan DC Racing	Oreca 07 - Gibson	LMP2	Jordan KING	3:29.611	31	14.114	234.0	Qualifying Practice 2
48	20 High Class Racing	Oreca 07 - Gibson	LMP2	Anders FJORBACH	3:29.633	22	14.136	234.0	Qualifying Practice 2
49	4 Bykolles Racing Team	Enso CLM P1/01 - Gibson	LMP1	Oliver WEBB	3:29.754	13	14.257	233.9	Qualifying Practice 1
50	26 G-Drive Racing	Aurus 01 - Gibson	LMP2	Roman RUSINOV	3:30.020	16	14.523	233.6	Qualifying Practice 1
51	39 Graff	Oreca 07 - Gibson	LMP2	Vincent CAPILLAIRE	3:30.196	17	14.699	233.4	Qualifying Practice 2
52	20 High Class Racing	Oreca 07 - Gibson	LMP2	Mathias BECHE	3:30.277	24	14.780	233.3	Qualifying Practice 2
53	30 Duqueine Engineering	Oreca 07 - Gibson	LMP2	Romain DUMAS	3:30.353	28	14.856	233.2	Qualifying Practice 2
54	10 DragonSpeed	BR Engineering BR1 - Gibson	LMP1	Henrik HEDMAN	3:30.473	14	14.976	233.1	Qualifying Practice 2
55	34 Inter Europol Competition	Ligier JSP217 - Gibson	LMP2	Nigel MOORE	3:30.744	27	15.247	232.8	Qualifying Practice 1
56	31 DragonSpeed	Oreca 07 - Gibson	LMP2	Anthony DAVIDSON	3:30.860	18	15.363	232.6	Qualifying Practice 2
57	30 Duqueine Engineering	Oreca 07 - Gibson	LMP2	Pierre RAGUES	3:30.902	18	15.405	232.6	Qualifying Practice 2
58	43 RLR M Sport / Tower Events	Oreca 07 - Gibson	LMP2	Arjun MAINI	3:31.079	15	15.582	232.4	Qualifying Practice 2
59	22 United Autosports	Ligier JSP217 - Gibson	LMP2	Paul DI RESTA	3:31.142	25	15.645	232.3	Qualifying Practice 2





FIA WEC

87^e Edition des 24 Heures du Mans

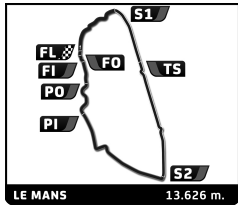
After Qualifying Practice 2



Provisional Classification by Driver Fastest Lap

No	Team	Car	Class	Driver	Time	Laps	Gap	Kph	Session
60	22 United Autosports	Ligier JSP217 - Gibson	LMP2	Philip HANSON	3:31.879	28	16.382	231.5	Qualifying Practice 2
61	25 Algarve Pro Racing	Oreca 07 - Gibson	LMP2	David ZOLLINGER	3:31.927	24	16.430	231.5	Qualifying Practice 2
62	37 Jackie Chan DC Racing	Oreca 07 - Gibson	LMP2	David HEINEMAYER-HANSSON	3:31.987	21	16.490	231.4	Qualifying Practice 2
63	48 Idec Sport	Oreca 07 - Gibson	LMP2	Paul LAFARGUE	3:32.250	25	16.753	231.1	Qualifying Practice 2
64	23 Panis Barthez Competition	Ligier JSP217 - Gibson	LMP2	Julien CANAL	3:32.599	25	17.102	230.7	Qualifying Practice 2
65	36 Signatech Alpine Matmut	Alpine A470 - Gibson	LMP2	Pierre THIRIET	3:33.309	17	17.812	230.0	Free Practice
66	34 Inter Europol Competition	Ligier JSP217 - Gibson	LMP2	James WILLSLOW	3:33.500	25	18.003	229.8	Qualifying Practice 2
67	47 Cetilar R. Villorba Corse	Dallara P217 - Gibson	LMP2	Andrea BELICCHI	3:33.526	12	18.029	229.7	Free Practice
68	31 DragonSpeed	Oreca 07 - Gibson	LMP2	Roberto GONZALEZ	3:33.596	16	18.099	229.7	Qualifying Practice 2
69	4 Bykolles Racing Team	Enso CLM P1/01 - Gibson	LMP1	Paolo RUBERTI	3:33.703	17	18.206	229.5	Free Practice
70	32 United Autosports	Ligier JSP217 - Gibson	LMP2	Ryan CULLEN	3:34.091	28	18.594	229.1	Free Practice
71	23 Panis Barthez Competition	Ligier JSP217 - Gibson	LMP2	René BINDER	3:34.614	30	19.117	228.6	Qualifying Practice 2
72	49 ARC Bratislava	Ligier JSP217 - Gibson	LMP2	Konstantin TERESCHENKO	3:35.480	18	19.983	227.6	Qualifying Practice 1
73	50 Larbre Competition	Ligier JSP217 - Gibson	LMP2	Nicholas BUILLE	3:36.144	30	20.647	226.9	Qualifying Practice 2
74	50 Larbre Competition	Ligier JSP217 - Gibson	LMP2	Romano ROULLÉ	3:36.593	22	21.096	226.5	Qualifying Practice 2
75	47 Cetilar R. Villorba Corse	Dallara P217 - Gibson	LMP2	Roberto LACORTE	3:36.863	22	21.366	226.2	Free Practice
76	49 ARC Bratislava	Ligier JSP217 - Gibson	LMP2	Henning ENQVIST	3:36.901	22	21.404	226.2	Qualifying Practice 1
77	25 Algarve Pro Racing	Oreca 07 - Gibson	LMP2	John FALB	3:37.011	28	21.514	226.0	Free Practice
78	28 TDS Racing	Oreca 07 - Gibson	LMP2	François PERRODO	3:37.232	21	21.735	225.8	Qualifying Practice 2
79	34 Inter Europol Competition	Ligier JSP217 - Gibson	LMP2	Jakub SMIECHOWSKI	3:37.786	14	22.289	225.2	Qualifying Practice 2
80	50 Larbre Competition	Ligier JSP217 - Gibson	LMP2	Erwin CREED	3:38.171	13	22.674	224.8	Free Practice
81	29 Racing Team Nederland	Dallara P217 - Gibson	LMP2	Frits VAN EERD	3:40.239	38	24.742	222.7	Qualifying Practice 2
82	43 RLR M Sport / Tower Events	Oreca 07 - Gibson	LMP2	John FARANO	3:40.995	34	25.498	222.0	Qualifying Practice 2
83	20 High Class Racing	Oreca 07 - Gibson	LMP2	Dennis ANDERSEN	3:43.887	25	28.390	219.1	Qualifying Practice 2
84	49 ARC Bratislava	Ligier JSP217 - Gibson	LMP2	Miro KONOPKA	3:44.799	28	29.302	218.2	Qualifying Practice 2
85	92 Porsche GT Team	Porsche 911 RSR	LMGTE Pro	Michael CHRISTENSEN	3:49.388	21	33.891	213.8	Qualifying Practice 2
86	63 Corvette Racing	Chevrolet Corvette C7.R	LMGTE Pro	Antonio GARCIA	3:49.424	25	33.927	213.8	Qualifying Practice 2
87	67 Ford Chip Ganassi Team UK	Ford GT	LMGTE Pro	Harry TINCKNELL	3:49.530	25	34.033	213.7	Qualifying Practice 1
88	93 Porsche GT Team	Porsche 911 RSR	LMGTE Pro	Nick TANDY	3:49.558	23	34.061	213.7	Qualifying Practice 1
89	91 Porsche GT Team	Porsche 911 RSR	LMGTE Pro	Gianmaria BRUNI	3:49.921	13	34.424	213.3	Qualifying Practice 2
90	97 Aston Martin Racing	Aston Martin Vantage AMR	LMGTE Pro	Alexander LYNN	3:50.037	19	34.540	213.2	Qualifying Practice 1
91	91 Porsche GT Team	Porsche 911 RSR	LMGTE Pro	Frédéric MAKOWIECKI	3:50.099	15	34.602	213.2	Qualifying Practice 1
92	93 Porsche GT Team	Porsche 911 RSR	LMGTE Pro	Patrick PILET	3:50.171	24	34.674	213.1	Qualifying Practice 2
93	94 Porsche GT Team	Porsche 911 RSR	LMGTE Pro	Mathieu JAMINET	3:50.278	34	34.781	213.0	Qualifying Practice 1
94	69 Ford Chip Ganassi Team USA	Ford GT	LMGTE Pro	Richard WESTBROOK	3:50.339	31	34.842	213.0	Qualifying Practice 2
95	68 Ford Chip Ganassi Team USA	Ford GT	LMGTE Pro	Joey HAND	3:50.486	17	34.989	212.8	Qualifying Practice 2
96	71 AF Corse	Ferrari 488 GTE EVO	LMGTE Pro	Sam BIRD	3:50.623	18	35.126	212.7	Qualifying Practice 2
97	92 Porsche GT Team	Porsche 911 RSR	LMGTE Pro	Laurens VANTHOOR	3:50.649	26	35.152	212.7	Qualifying Practice 2
98	95 Aston Martin Racing	Aston Martin Vantage AMR	LMGTE Pro	Nicki THIMM	3:50.812	22	35.315	212.5	Qualifying Practice 1
99	64 Corvette Racing	Chevrolet Corvette C7.R	LMGTE Pro	Tommy MILNER	3:51.011	29	35.514	212.3	Qualifying Practice 2
100	51 AF Corse	Ferrari 488 GTE EVO	LMGTE Pro	James CALADO	3:51.019	20	35.523	212.3	Qualifying Practice 2
101	68 Ford Chip Ganassi Team USA	Ford GT	LMGTE Pro	Dirk MÜLLER	3:51.185	15	35.688	212.2	Qualifying Practice 2
102	51 AF Corse	Ferrari 488 GTE EVO	LMGTE Pro	Daniel SERRA	3:51.226	23	35.729	212.1	Qualifying Practice 2
103	81 BMW Team MTEK	BMW M8 GTE	LMGTE Pro	Nefek CATSBURG	3:51.353	28	35.856	212.0	Qualifying Practice 2
104	66 Ford Chip Ganassi Team UK	Ford GT	LMGTE Pro	Stefan MÜCKE	3:51.601	28	36.104	211.8	Qualifying Practice 2
105	82 BMW Team MTEK	BMW M8 GTE	LMGTE Pro	Augusto FARFUS	3:51.818	30	36.321	211.6	Qualifying Practice 2
106	95 Aston Martin Racing	Aston Martin Vantage AMR	LMGTE Pro	Marco SØRENSEN	3:51.948	21	36.451	211.5	Qualifying Practice 2
107	63 Corvette Racing	Chevrolet Corvette C7.R	LMGTE Pro	Jan MAGNUSSEN	3:52.109	28	36.612	211.3	Qualifying Practice 1
108	63 Corvette Racing	Chevrolet Corvette C7.R	LMGTE Pro	Mathe Rockenfeller	3:52.120	25	36.623	211.3	Qualifying Practice 2
109	93 Porsche GT Team	Porsche 911 RSR	LMGTE Pro	Earl BAMBER	3:52.221	18	36.724	211.2	Qualifying Practice 2
110	71 AF Corse	Ferrari 488 GTE EVO	LMGTE Pro	Davide RIGON	3:52.418	25	36.921	211.1	Qualifying Practice 2
111	69 Ford Chip Ganassi Team USA	Ford GT	LMGTE Pro	Ryan BRISCOE	3:52.439	20	36.942	211.0	Qualifying Practice 2
112	88 Dempsey - Proton Racing	Porsche 911 RSR	LMGTE Am	Matteo CAIROLI	3:52.454	27	36.957	211.0	Qualifying Practice 1
113	94 Porsche GT Team	Porsche 911 RSR	LMGTE Pro	Sven MÜLLER	3:52.456	25	36.959	211.0	Qualifying Practice 2
114	64 Corvette Racing	Chevrolet Corvette C7.R	LMGTE Pro	Oliver GAVIN	3:52.490	13	36.993	211.0	Qualifying Practice 1
115	97 Aston Martin Racing	Aston Martin Vantage AMR	LMGTE Pro	Jonathan ADAM	3:52.504	32	37.007	211.0	Qualifying Practice 2
116	97 Aston Martin Racing	Aston Martin Vantage AMR	LMGTE Pro	Maxime MARTIN	3:52.513	26	37.016	211.0	Qualifying Practice 2
117	91 Porsche GT Team	Porsche 911 RSR	LMGTE Pro	Richard LIETZ	3:52.744	40	37.247	210.8	Qualifying Practice 2
118	56 Team Project 1	Porsche 911 RSR	LMGTE Am	Jörg BERGMEISTER	3:52.750	27	37.253	210.8	Qualifying Practice 1





FIA WEC

87^e Edition des 24 Heures du Mans

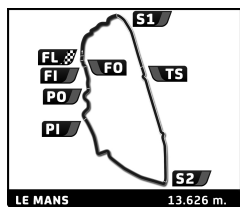
After Qualifying Practice 2



Provisional Classification by Driver Fastest Lap

No	Team	Car	Class	Driver	Time	Laps	Gap	Kph	Session
119	64 Corvette Racing	Chevrolet Corvette C7.R	LMGTE Pro	Marcel FÄSSLER	3:52.808	28	37.311	210.7	Qualifying Practice 2
120	54 Spirit of Race	Ferrari 488 GTE	LMGTE Am	Giancarlo FISICHELLA	3:52.826	24	37.329	210.7	Qualifying Practice 2
121	67 Ford Chip Ganassi Team UK	Ford GT	LMGTE Pro	Andy PRIAULX	3:52.831	13	37.334	210.7	Qualifying Practice 2
122	92 Porsche GT Team	Porsche 911 RSR	LMGTE Pro	Kevin ESTRE	3:52.840	16	37.343	210.7	Qualifying Practice 1
123	71 AF Corse	Ferrari 488 GTE EVO	LMGTE Pro	Miguel MOLINA	3:52.886	21	37.389	210.6	Qualifying Practice 2
124	81 BMW Team MTEK	BMW M8 GTE	LMGTE Pro	Philipp ENG	3:52.894	17	37.397	210.6	Qualifying Practice 1
125	89 Risi Competizione	Ferrari 488 GTE EVO	LMGTE Pro	Pipo DERANI	3:52.997	22	37.500	210.5	Qualifying Practice 1
126	82 BMW Team MTEK	BMW M8 GTE	LMGTE Pro	Jesse KROHN	3:53.175	25	37.678	210.4	Qualifying Practice 2
127	89 Risi Competizione	Ferrari 488 GTE EVO	LMGTE Pro	Jules GOUNON	3:53.244	22	37.747	210.3	Qualifying Practice 2
128	68 Ford Chip Ganassi Team USA	Ford GT	LMGTE Pro	Sébastien BOURDAIS	3:53.322	22	37.825	210.2	Qualifying Practice 1
129	69 Ford Chip Ganassi Team USA	Ford GT	LMGTE Pro	Scott DIXON	3:53.368	13	37.871	210.2	Qualifying Practice 1
130	77 Dempsey - Proton Racing	Porsche 911 RSR	LMGTE Am	Julien ANDLAUER	3:53.408	20	37.911	210.2	Qualifying Practice 1
131	67 Ford Chip Ganassi Team UK	Ford GT	LMGTE Pro	Jonathan BOMARITO	3:53.425	25	37.928	210.1	Qualifying Practice 2
132	89 Risi Competizione	Ferrari 488 GTE EVO	LMGTE Pro	Oliver JARVIS	3:53.426	12	37.929	210.1	Qualifying Practice 1
133	51 AF Corse	Ferrari 488 GTE EVO	LMGTE Pro	Alessandro PIER GUIDI	3:53.467	22	37.970	210.1	Qualifying Practice 1
134	57 Car Guy Racing	Ferrari 488 GTE	LMGTE Am	Côme LEDOGAR	3:53.474	31	37.977	210.1	Qualifying Practice 2
135	85 Keating Motorsports	Ford GT	LMGTE Am	Jeroen BLEEKEMOLEN	3:53.492	22	37.995	210.1	Qualifying Practice 2
136	94 Porsche GT Team	Porsche 911 RSR	LMGTE Pro	Dennis OLSEN	3:53.498	9	38.001	210.1	Qualifying Practice 1
137	82 BMW Team MTEK	BMW M8 GTE	LMGTE Pro	Antonio Felix DA COSTA	3:53.498	18	38.001	210.1	Qualifying Practice 1
138	98 Aston Martin Racing	Aston Martin Vantage	LMGTE Am	Pedro LAMY	3:53.530	17	38.033	210.1	Qualifying Practice 1
139	86 Gulf Racing	Porsche 911 RSR	LMGTE Am	Benjamin BARKER	3:53.571	30	38.074	210.0	Qualifying Practice 2
140	81 BMW Team MTEK	BMW M8 GTE	LMGTE Pro	Martin TOMCZYK	3:53.738	26	38.241	209.9	Qualifying Practice 2
141	66 Ford Chip Ganassi Team UK	Ford GT	LMGTE Pro	Olivier PLA	3:53.793	12	38.296	209.8	Qualifying Practice 1
142	95 Aston Martin Racing	Aston Martin Vantage AMR	LMGTE Pro	Darren TURNER	3:53.904	20	38.407	209.7	Free Practice
143	90 TF Sport	Aston Martin Vantage	LMGTE Am	Charles EASTWOOD	3:53.974	23	38.477	209.7	Qualifying Practice 1
144	60 Kessel Racing	Ferrari 488 GTE	LMGTE Am	Andrea PICCINI	3:53.990	21	38.493	209.6	Qualifying Practice 2
145	78 Proton Competition	Porsche 911 RSR	LMGTE Am	Vincent ABRIL	3:54.324	22	38.827	209.3	Qualifying Practice 1
146	62 WeatherTech Racing	Ferrari 488 GTE	LMGTE Am	Toni VILANDER	3:54.350	31	38.853	209.3	Qualifying Practice 2
147	83 Kessel Racing	Ferrari 488 GTE	LMGTE Am	Michelle GATTING	3:54.363	20	38.866	209.3	Qualifying Practice 2
148	84 JMW Motorsport	Ferrari 488 GTE	LMGTE Am	Jeffrey SEGAL	3:54.513	25	39.016	209.2	Qualifying Practice 1
149	70 MR Racing	Ferrari 488 GTE	LMGTE Am	Olivier BERETTA	3:54.737	14	39.240	209.0	Qualifying Practice 1
150	85 Keating Motorsports	Ford GT	LMGTE Am	Felipe FRAGA	3:54.907	11	39.410	208.8	Qualifying Practice 2
151	86 Gulf Racing	Porsche 911 RSR	LMGTE Am	Thomas PREINING	3:55.033	14	39.536	208.7	Qualifying Practice 1
152	77 Dempsey - Proton Racing	Porsche 911 RSR	LMGTE Am	Matt CAMPBELL	3:55.304	23	39.807	208.5	Free Practice
153	90 TF Sport	Aston Martin Vantage	LMGTE Am	Euan HANKEY	3:55.544	17	40.047	208.3	Qualifying Practice 2
154	61 Clearwater Racing	Ferrari 488 GTE	LMGTE Am	Matthew GRIFFIN	3:56.072	27	40.575	207.8	Qualifying Practice 1
155	61 Clearwater Racing	Ferrari 488 GTE	LMGTE Am	Matteo CRESSONI	3:56.120	12	40.623	207.7	Qualifying Practice 2
156	98 Aston Martin Racing	Aston Martin Vantage	LMGTE Am	Mathias LAUDA	3:56.136	30	40.639	207.7	Qualifying Practice 2
157	84 JMW Motorsport	Ferrari 488 GTE	LMGTE Am	Rodrigo BAPTISTA	3:56.463	18	40.966	207.4	Qualifying Practice 2
158	78 Proton Competition	Porsche 911 RSR	LMGTE Am	Louis PRETTE	3:56.480	17	40.983	207.4	Qualifying Practice 1
159	98 Aston Martin Racing	Aston Martin Vantage	LMGTE Am	Paul DALLA LANA	3:56.543	31	41.046	207.4	Qualifying Practice 2
160	70 MR Racing	Ferrari 488 GTE	LMGTE Am	Edward CHEEVER	3:56.803	33	41.306	207.1	Qualifying Practice 2
161	66 Ford Chip Ganassi Team UK	Ford GT	LMGTE Pro	Billy JOHNSON	3:56.950	11	41.453	207.0	Free Practice
162	54 Spirit of Race	Ferrari 488 GTE	LMGTE Am	Francesco CASTELLACCI	3:57.319	16	41.822	206.7	Free Practice
163	57 Car Guy Racing	Ferrari 488 GTE	LMGTE Am	Kei COZZOLINO	3:57.447	12	41.950	206.6	Qualifying Practice 1
164	83 Kessel Racing	Ferrari 488 GTE	LMGTE Am	Rahel FREY	3:57.715	27	42.218	206.4	Qualifying Practice 1
165	60 Kessel Racing	Ferrari 488 GTE	LMGTE Am	Sergio PIANEZZOLA	3:57.729	27	42.232	206.3	Qualifying Practice 2
166	56 Team Project 1	Porsche 911 RSR	LMGTE Am	Patrick LINDSEY	3:58.249	19	42.752	205.9	Qualifying Practice 2
167	54 Spirit of Race	Ferrari 488 GTE	LMGTE Am	Thomas FLOHR	3:58.912	26	43.415	205.3	Qualifying Practice 2
168	88 Dempsey - Proton Racing	Porsche 911 RSR	LMGTE Am	Giorgio RODA JR	3:59.252	27	43.755	205.0	Qualifying Practice 2
169	56 Team Project 1	Porsche 911 RSR	LMGTE Am	Egidio PERFETTI	3:59.253	20	43.756	205.0	Qualifying Practice 2
170	84 JMW Motorsport	Ferrari 488 GTE	LMGTE Am	Wei LU	3:59.698	17	44.201	204.6	Qualifying Practice 2
171	61 Clearwater Racing	Ferrari 488 GTE	LMGTE Am	Luis PEREZ-COMPANC	3:59.797	28	44.300	204.6	Qualifying Practice 2
172	62 WeatherTech Racing	Ferrari 488 GTE	LMGTE Am	Cooper MACNEIL	4:00.206	14	44.709	204.2	Qualifying Practice 1
173	99 Dempsey - Proton Racing	Porsche 911 RSR	LMGTE Am	Patrick LONG	4:00.472	8	44.975	204.0	Free Practice
174	90 TF Sport	Aston Martin Vantage	LMGTE Am	Salih YOLUC	4:01.213	25	45.716	203.4	Qualifying Practice 1
175	85 Keating Motorsports	Ford GT	LMGTE Am	Ben KEATING	4:01.327	17	45.830	203.3	Free Practice
176	77 Dempsey - Proton Racing	Porsche 911 RSR	LMGTE Am	Christian RIED	4:01.487	20	45.990	203.1	Qualifying Practice 2
177	83 Kessel Racing	Ferrari 488 GTE	LMGTE Am	Manuela GOSTNER	4:03.884	30	48.387	201.1	Qualifying Practice 2





FIA WEC

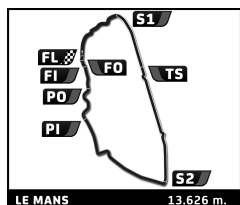
87^e Edition des 24 Heures du Mans
After Qualifying Practice 2

Provisional Classification by Driver Fastest Lap



No	Team	Car	Class	Driver	Time	Laps	Gap	Kph	Session
178	70 MR Racing	Ferrari 488 GTE	LMGTE Am	Motoaki ISHIKAWA	4:03.971	27	48.474	201.1	Qualifying Practice 2
179	62 WeatherTech Racing	Ferrari 488 GTE	LMGTE Am	Robert SMITH	4:04.604	21	49.107	200.5	Qualifying Practice 2
180	86 Gulf Racing	Porsche 911 RSR	LMGTE Am	Michael WAINWRIGHT	4:04.947	18	49.450	200.3	Qualifying Practice 2
181	57 Car Guy Racing	Ferrari 488 GTE	LMGTE Am	Takeshi KIMURA	4:05.475	29	49.978	199.8	Qualifying Practice 2
182	78 Proton Competition	Porsche 911 RSR	LMGTE Am	Philippe PRETTE	4:06.004	19	50.507	199.4	Qualifying Practice 2
183	88 Dempsey - Proton Racing	Porsche 911 RSR	LMGTE Am	Satoshi HOSHINO	4:06.262	18	50.765	199.2	Qualifying Practice 2
184	60 Kessel Racing	Ferrari 488 GTE	LMGTE Am	Claudio SCHIAVONI	4:12.412	23	56.915	194.3	Qualifying Practice 2
185	99 Dempsey - Proton Racing	Porsche 911 RSR	LMGTE Am	Niclas JÖNSSON					
186	99 Dempsey - Proton Racing	Porsche 911 RSR	LMGTE Am	Tracy KROHN		0			





FIA WEC

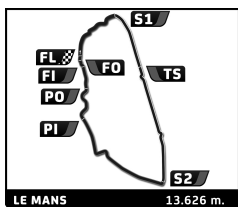
87^o Edition des 24 Heures du Mans After Qualifying Practice 2

Provisional Classification by Driver And Class Fastest Lap



No	Team	Car	Class	Driver	Time	Laps	Gap	Kph	Session
LMP1									
1	7 Toyota Gazoo Racing	Toyota TS050 - Hybrid	LMP1 H	Kamui KOBAYASHI	3:15.497	33		250.9	Qualifying Practice 2
2	8 Toyota Gazoo Racing	Toyota TS050 - Hybrid	LMP1 H	Kazuki NAKAJIMA	3:15.908	38	0.411	250.4	Qualifying Practice 2
3	11 SMP Racing	BR Engineering BR1 - AER	LMP1	Mikhail ALESHIN	3:16.953	20	1.456	249.1	Qualifying Practice 2
4	1 Rebellion Racing	Rebellion R13 - Gibson	LMP1	Neel JANI	3:17.313	28	1.816	248.6	Qualifying Practice 2
5	17 SMP Racing	BR Engineering BR1 - AER	LMP1	Stéphane SARRAZIN	3:17.437	21	1.940	248.5	Qualifying Practice 2
6	17 SMP Racing	BR Engineering BR1 - AER	LMP1	Egor ORUDZHEV	3:17.633	23	2.136	248.2	Qualifying Practice 1
7	3 Rebellion Racing	Rebellion R13 - Gibson	LMP1	Thomas LAURENT	3:18.884	24	3.387	248.6	Qualifying Practice 2
8	17 SMP Racing	BR Engineering BR1 - AER	LMP1	Sergey SIROTKIN	3:19.097	22	3.600	246.4	Qualifying Practice 2
9	8 Toyota Gazoo Racing	Toyota TS050 - Hybrid	LMP1 H	Sébastien BUEMI	3:19.153	30	3.656	246.3	Qualifying Practice 2
10	11 SMP Racing	BR Engineering BR1 - AER	LMP1	Vitaly PETROV	3:19.220	16	3.723	246.2	Qualifying Practice 2
11	8 Toyota Gazoo Racing	Toyota TS050 - Hybrid	LMP1 H	Fernando ALONSO	3:19.290	34	3.793	246.1	Qualifying Practice 2
12	11 SMP Racing	BR Engineering BR1 - AER	LMP1	Stoffel VANDOORNE	3:19.931	22	4.434	245.4	Free Practice
13	3 Rebellion Racing	Rebellion R13 - Gibson	LMP1	Gustavo MENEZES	3:19.960	16	4.463	245.3	Free Practice
14	10 DragonSpeed	BR Engineering BR1 - Gibson	LMP1	Ben HANLEY	3:20.200	13	4.703	245.0	Qualifying Practice 1
15	7 Toyota Gazoo Racing	Toyota TS050 - Hybrid	LMP1 H	Jose Maria LOPEZ	3:20.312	34	4.815	244.9	Qualifying Practice 2
16	7 Toyota Gazoo Racing	Toyota TS050 - Hybrid	LMP1 H	Mike CONWAY	3:21.253	33	5.756	243.7	Qualifying Practice 1
17	1 Rebellion Racing	Rebellion R13 - Gibson	LMP1	André LOTTERER	3:21.257	24	5.760	243.7	Free Practice
18	3 Rebellion Racing	Rebellion R13 - Gibson	LMP1	Nathanaël BERTHON	3:22.445	17	6.948	242.3	Qualifying Practice 1
19	1 Rebellion Racing	Rebellion R13 - Gibson	LMP1	Bruno SENNA	3:22.858	26	7.361	241.8	Qualifying Practice 2
20	10 DragonSpeed	BR Engineering BR1 - Gibson	LMP1	Renger VAN DER ZANDE	3:23.672	13	8.175	240.8	Qualifying Practice 2
21	4 Bykolles Racing Team	Enso CLM P1/01 - Gibson	LMP1	Tom DILLMANN	3:23.726	31	8.229	240.8	Qualifying Practice 2
22	4 Bykolles Racing Team	Enso CLM P1/01 - Gibson	LMP1	Oliver WEBB	3:29.754	13	14.257	233.1	Qualifying Practice 1
23	10 DragonSpeed	BR Engineering BR1 - Gibson	LMP1	Henrik HEDMAN	3:30.473	14	14.976	233.1	Qualifying Practice 2
24	4 Bykolles Racing Team	Enso CLM P1/01 - Gibson	LMP1	Paolo RUBERTI	3:33.703	17	18.206	229.5	Free Practice
LMP2									
1	31 DragonSpeed	Oreca 07 - Gibson	LMP2	Pastor MALDONADO	3:26.490	23		237.6	Qualifying Practice 2
2	38 Jackie Chan DC Racing	Oreca 07 - Gibson	LMP2	Stéphane RICHELMI	3:26.821	24	0.331	237.2	Qualifying Practice 2
3	36 Signatech Alpine Matmut	Alpine A470 - Gibson	LMP2	Nicolas LAPIERRE	3:26.935	16	0.445	237.0	Qualifying Practice 1
4	28 TDS Racing	Oreca 07 - Gibson	LMP2	Mathieu VAXIVIERE	3:27.096	24	0.606	236.9	Qualifying Practice 2
5	29 Racing Team Nederland	Dallara P217 - Gibson	LMP2	Nyck DE VRIES	3:27.107	24	0.617	236.9	Qualifying Practice 2
6	22 United Autosports	Ligier JSP217 - Gibson	LMP2	Filipe ALBUQUERQUE	3:27.338	20	0.848	236.6	Qualifying Practice 1
7	23 Paris Barthez Competition	Ligier JSP217 - Gibson	LMP2	William STEVENS	3:27.790	20	1.300	236.1	Qualifying Practice 2
8	48 Idec Sport	Oreca 07 - Gibson	LMP2	Paul Loup CHATIN	3:27.804	20	1.314	236.1	Qualifying Practice 2
9	48 Idec Sport	Oreca 07 - Gibson	LMP2	Memo ROJAS	3:28.172	26	1.682	235.6	Qualifying Practice 2
10	39 Graff	Oreca 07 - Gibson	LMP2	Tristan GOMMENDY	3:28.426	27	1.936	235.4	Qualifying Practice 2
11	25 Algarve Pro Racing	Oreca 07 - Gibson	LMP2	Andrea PIZZITOLA	3:28.457	24	1.967	235.3	Qualifying Practice 2
12	36 Signatech Alpine Matmut	Alpine A470 - Gibson	LMP2	André NEGRÃO	3:28.471	25	1.981	235.3	Qualifying Practice 2
13	37 Jackie Chan DC Racing	Oreca 07 - Gibson	LMP2	Ricky TAYLOR	3:28.569	34	2.079	235.2	Qualifying Practice 2
14	38 Jackie Chan DC Racing	Oreca 07 - Gibson	LMP2	Gabriel AUBRY	3:28.641	24	2.151	235.1	Qualifying Practice 2
15	30 Duqueine Engineering	Oreca 07 - Gibson	LMP2	Nicolas JAMIN	3:28.653	25	2.163	235.1	Qualifying Practice 1
16	29 Racing Team Nederland	Dallara P217 - Gibson	LMP2	Giedo VAN DER GARDE	3:28.665	18	2.175	235.1	Qualifying Practice 2
17	26 G-Drive Racing	Aurus 01 - Gibson	LMP2	Jean-Eric VERGNE	3:28.713	21	2.223	235.0	Qualifying Practice 2
18	38 Jackie Chan DC Racing	Oreca 07 - Gibson	LMP2	Ho-Pin TUNG	3:28.738	27	2.248	235.0	Qualifying Practice 1
19	32 United Autosports	Ligier JSP217 - Gibson	LMP2	Will OWEN	3:28.779	24	2.289	235.0	Qualifying Practice 2
20	28 TDS Racing	Oreca 07 - Gibson	LMP2	Loïc DUVAL	3:28.840	17	2.350	234.9	Qualifying Practice 1
21	47 Cetilar R. Villorba Corse	Dallara P217 - Gibson	LMP2	Giorgio SERNAGIOTTO	3:28.942	23	2.452	234.8	Qualifying Practice 2
22	39 Graff	Oreca 07 - Gibson	LMP2	Jonathan HIRSCHI	3:28.959	18	2.469	234.8	Free Practice
23	43 RLR M Sport / Tower Events	Oreca 07 - Gibson	LMP2	Norman NATO	3:29.137	22	2.647	234.6	Qualifying Practice 2
24	26 G-Drive Racing	Aurus 01 - Gibson	LMP2	Job VAN UITER	3:29.221	37	2.731	234.5	Qualifying Practice 2
25	32 United Autosports	Ligier JSP217 - Gibson	LMP2	Alex BRUNDLE	3:29.583	23	3.093	234.1	Qualifying Practice 1
26	37 Jackie Chan DC Racing	Oreca 07 - Gibson	LMP2	Jordan KING	3:29.611	31	3.121	234.0	Qualifying Practice 2
27	20 High Class Racing	Oreca 07 - Gibson	LMP2	Anders FJORDBACH	3:29.633	22	3.143	234.0	Qualifying Practice 2
28	26 G-Drive Racing	Aurus 01 - Gibson	LMP2	Roman RUSINOV	3:30.020	16	3.300	233.5	Qualifying Practice 1
29	39 Graff	Oreca 07 - Gibson	LMP2	Vincent CAPILLAIRE	3:30.196	17	3.706	233.4	Qualifying Practice 2
30	20 High Class Racing	Oreca 07 - Gibson	LMP2	Mathias BECHE	3:30.277	24	3.787	233.3	Qualifying Practice 2
31	30 Duqueine Engineering	Oreca 07 - Gibson	LMP2	Romain DUMAS	3:30.353	28	3.863	233.2	Qualifying Practice 2
32	34 Inter Europol Competition	Ligier JSP217 - Gibson	LMP2	Nigel MOORE	3:30.744	27	4.254	232.8	Qualifying Practice 1
33	31 DragonSpeed	Oreca 07 - Gibson	LMP2	Anthony DAVIDSON	3:30.860	18	4.370	232.6	Qualifying Practice 2





FIA WEC

87^e Edition des 24 Heures du Mans

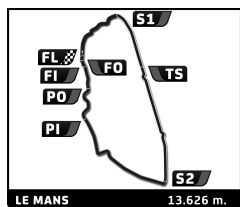
After Qualifying Practice 2

Provisional Classification by Driver And Class Fastest Lap



No	Team	Car	Class	Driver	Time	Laps	Gap	Kph	Session
34	Duqueine Engineering	Oreca 07 - Gibson	LMP2	Pierre RAGUES	3:30.902	18	4.412	232.6	Qualifying Practice 2
35	RLR M Sport / Tower Events	Oreca 07 - Gibson	LMP2	Arjun MAINI	3:31.079	15	4.589	232.4	Qualifying Practice 2
36	United Autosports	Ligier JSP217 - Gibson	LMP2	Paul DI RESTA	3:31.142	25	4.652	232.3	Qualifying Practice 2
37	United Autosports	Ligier JSP217 - Gibson	LMP2	Philip HANSON	3:31.879	28	5.389	231.5	Qualifying Practice 2
38	Algarve Pro Racing	Oreca 07 - Gibson	LMP2	David ZOLLINGER	3:31.927	24	5.437	231.5	Qualifying Practice 2
39	Jackie Chan DC Racing	Oreca 07 - Gibson	LMP2	David HEINEMAYER-HANSSON	3:31.987	21	5.497	231.4	Qualifying Practice 2
40	Idec Sport	Oreca 07 - Gibson	LMP2	Paul LAFARGUE	3:32.250	25	5.760	231.1	Qualifying Practice 2
41	Panis Barthez Competition	Ligier JSP217 - Gibson	LMP2	Julien CANAL	3:32.599	25	6.109	230.7	Qualifying Practice 2
42	Signatech Alpine Matmut	Alpine A470 - Gibson	LMP2	Pierre THIRIET	3:33.309	17	6.819	230.0	Free Practice
43	Inter Europol Competition	Ligier JSP217 - Gibson	LMP2	James WINSLOW	3:33.500	25	7.010	229.8	Qualifying Practice 2
44	Cetilar R. Villorba Corse	Dallara P217 - Gibson	LMP2	Andrea BELICCHI	3:33.526	12	7.036	229.7	Free Practice
45	DragonSpeed	Oreca 07 - Gibson	LMP2	Roberto GONZALEZ	3:33.596	16	7.106	229.7	Qualifying Practice 2
46	United Autosports	Ligier JSP217 - Gibson	LMP2	Ryan CULLEN	3:34.091	28	7.601	229.1	Free Practice
47	Panis Barthez Competition	Ligier JSP217 - Gibson	LMP2	René BINDER	3:34.614	30	8.124	228.6	Qualifying Practice 2
48	ARC Bratislava	Ligier JSP217 - Gibson	LMP2	Konstantin TERESCHENKO	3:35.480	18	8.990	227.6	Qualifying Practice 1
49	Larbre Competition	Ligier JSP217 - Gibson	LMP2	Nicholas BOULLE	3:36.144	30	9.654	226.9	Qualifying Practice 2
50	Larbre Competition	Ligier JSP217 - Gibson	LMP2	Romano RICCI	3:36.593	22	10.103	226.5	Qualifying Practice 2
51	Cetilar R. Villorba Corse	Dallara P217 - Gibson	LMP2	Roberto LACORTE	3:36.863	22	10.373	226.2	Free Practice
52	ARC Bratislava	Ligier JSP217 - Gibson	LMP2	Henning ENQVIST	3:36.901	22	10.411	226.2	Qualifying Practice 1
53	Algarve Pro Racing	Oreca 07 - Gibson	LMP2	John FALB	3:37.011	28	10.521	226.0	Free Practice
54	TDS Racing	Oreca 07 - Gibson	LMP2	François FERRODO	3:37.232	21	10.742	225.8	Qualifying Practice 2
55	Inter Europol Competition	Ligier JSP217 - Gibson	LMP2	Jakub SMIECHOWSKI	3:37.786	14	11.296	225.2	Qualifying Practice 2
56	Larbre Competition	Ligier JSP217 - Gibson	LMP2	Erwin CREED	3:38.171	13	11.681	224.8	Free Practice
57	Racing Team Nederland	Dallara P217 - Gibson	LMP2	Frits VAN EERD	3:40.239	38	13.749	222.7	Qualifying Practice 2
58	RLR M Sport / Tower Events	Oreca 07 - Gibson	LMP2	John FARANO	3:40.995	34	14.505	222.0	Qualifying Practice 2
59	High Class Racing	Oreca 07 - Gibson	LMP2	Dennis ANDERSEN	3:43.887	25	17.397	219.1	Qualifying Practice 2
60	ARC Bratislava	Ligier JSP217 - Gibson	LMP2	Miro KONOPKA	3:44.799	28	18.309	218.2	Qualifying Practice 2
LMGTE Pro									
1	92 Porsche GT Team	Porsche 911 RSR	LMGTE Pro	Michael CHRISTENSEN	3:49.388	21		213.8	Qualifying Practice 2
2	63 Corvette Racing	Chevrolet Corvette C7.R	LMGTE Pro	Antonio GARCIA	3:49.424	25	0.036	213.8	Qualifying Practice 2
3	67 Ford Chip Ganassi Team UK	Ford GT	LMGTE Pro	Harry TINCKNELL	3:49.530	25	0.142	213.7	Qualifying Practice 1
4	93 Porsche GT Team	Porsche 911 RSR	LMGTE Pro	Nick TANDY	3:49.558	23	0.170	213.7	Qualifying Practice 1
5	91 Porsche GT Team	Porsche 911 RSR	LMGTE Pro	Gianmaria BRUNI	3:49.921	13	0.533	213.3	Qualifying Practice 2
6	97 Aston Martin Racing	Aston Martin Vantage AMR	LMGTE Pro	Alexander LYNN	3:50.037	19	0.649	213.2	Qualifying Practice 1
7	91 Porsche GT Team	Porsche 911 RSR	LMGTE Pro	Fredéric MAKOWIECKI	3:50.099	15	0.711	213.2	Qualifying Practice 1
8	93 Porsche GT Team	Porsche 911 RSR	LMGTE Pro	Patrick PILET	3:50.171	24	0.783	213.1	Qualifying Practice 2
9	94 Porsche GT Team	Porsche 911 RSR	LMGTE Pro	Mathieu JAMINET	3:50.278	34	0.890	213.0	Qualifying Practice 1
10	69 Ford Chip Ganassi Team USA	Ford GT	LMGTE Pro	Richard WESTBROOK	3:50.339	31	0.951	213.0	Qualifying Practice 2
11	68 Ford Chip Ganassi Team USA	Ford GT	LMGTE Pro	Joey HAND	3:50.486	17	1.098	212.8	Qualifying Practice 2
12	71 AF Corse	Ferrari 488 GTE EVO	LMGTE Pro	Sam BIRD	3:50.623	18	1.235	212.7	Qualifying Practice 2
13	92 Porsche GT Team	Porsche 911 RSR	LMGTE Pro	Laurens VANTHOOR	3:50.649	26	1.261	212.7	Qualifying Practice 2
14	95 Aston Martin Racing	Aston Martin Vantage AMR	LMGTE Pro	Nicki THIIM	3:50.812	22	1.424	212.5	Qualifying Practice 1
15	64 Corvette Racing	Chevrolet Corvette C7.R	LMGTE Pro	Tommy MILNER	3:51.011	29	1.623	212.3	Qualifying Practice 2
16	51 AF Corse	Ferrari 488 GTE EVO	LMGTE Pro	James CALADO	3:51.019	20	1.631	212.3	Qualifying Practice 2
17	68 Ford Chip Ganassi Team USA	Ford GT	LMGTE Pro	Dirk MÜLLER	3:51.185	15	1.797	212.2	Qualifying Practice 2
18	51 AF Corse	Ferrari 488 GTE EVO	LMGTE Pro	Daniel SERRA	3:51.226	23	1.838	212.1	Qualifying Practice 2
19	81 BMW Team MTEK	BMW M8 GTE	LMGTE Pro	Nicky CATSBURG	3:51.353	28	1.965	212.0	Qualifying Practice 2
20	66 Ford Chip Ganassi Team UK	Ford GT	LMGTE Pro	Stefan MÜCKE	3:51.601	28	2.213	211.8	Qualifying Practice 2
21	82 BMW Team MTEK	BMW M8 GTE	LMGTE Pro	Augusto FARFUS	3:51.818	30	2.430	211.6	Qualifying Practice 2
22	95 Aston Martin Racing	Aston Martin Vantage AMR	LMGTE Pro	Marco SØRENSEN	3:51.948	21	2.560	211.5	Qualifying Practice 2
23	63 Corvette Racing	Chevrolet Corvette C7.R	LMGTE Pro	Jan MAGNUSSEN	3:52.109	28	2.721	211.3	Qualifying Practice 1
24	63 Corvette Racing	Chevrolet Corvette C7.R	LMGTE Pro	Mike ROCKENFELLER	3:52.120	25	2.732	211.3	Qualifying Practice 2
25	93 Porsche GT Team	Porsche 911 RSR	LMGTE Pro	Earl BAMBER	3:52.221	18	2.833	211.2	Qualifying Practice 2
26	71 AF Corse	Ferrari 488 GTE EVO	LMGTE Pro	Davide RIGON	3:52.418	25	3.030	211.1	Qualifying Practice 2
27	69 Ford Chip Ganassi Team USA	Ford GT	LMGTE Pro	Ryan BRISCOE	3:52.439	20	3.051	211.0	Qualifying Practice 2
28	94 Porsche GT Team	Porsche 911 RSR	LMGTE Pro	Sven MÜLLER	3:52.456	25	3.068	211.0	Qualifying Practice 2
29	64 Corvette Racing	Chevrolet Corvette C7.R	LMGTE Pro	Oliver GAVIN	3:52.490	13	3.102	211.0	Qualifying Practice 1
30	97 Aston Martin Racing	Aston Martin Vantage AMR	LMGTE Pro	Jonathan ADAM	3:52.504	32	3.116	211.0	Qualifying Practice 2
31	97 Aston Martin Racing	Aston Martin Vantage AMR	LMGTE Pro	Maxime MARTIN	3:52.513	26	3.125	211.0	Qualifying Practice 2





FIA WEC

87^o Edition des 24 Heures du Mans

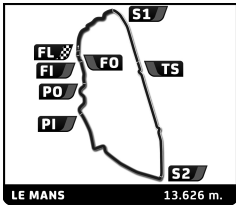
After Qualifying Practice 2

Provisional Classification by Driver And Class Fastest Lap



No	Team	Car	Class	Driver	Time	Laps	Gap	Kph	Session
32	91 Porsche GT Team	Porsche 911 RSR	LMGTE Pro	Richard LIETZ	3:52.744	40	3.356	210.8	Qualifying Practice 2
33	64 Corvette Racing	Chevrolet Corvette C7.R	LMGTE Pro	Marcel FÄSSLER	3:52.808	28	3.420	210.7	Qualifying Practice 2
34	67 Ford Chip Ganassi Team UK	Ford GT	LMGTE Pro	Andy PRIAULX	3:52.831	13	3.443	210.7	Qualifying Practice 2
35	92 Porsche GT Team	Porsche 911 RSR	LMGTE Pro	Kevin ESTRE	3:52.840	16	3.452	210.7	Qualifying Practice 1
36	71 AF Corse	Ferrari 488 GTE EVO	LMGTE Pro	Miguel MOLINA	3:52.886	21	3.498	210.6	Qualifying Practice 2
37	81 BMW Team MTEK	BMW M8 GTE	LMGTE Pro	Philipp ENG	3:52.894	17	3.506	210.6	Qualifying Practice 1
38	89 Risi Competizione	Ferrari 488 GTE EVO	LMGTE Pro	Pipo DERANI	3:52.997	22	3.609	210.5	Qualifying Practice 1
39	82 BMW Team MTEK	BMW M8 GTE	LMGTE Pro	Jesse KROHN	3:53.175	25	3.787	210.4	Qualifying Practice 2
40	89 Risi Competizione	Ferrari 488 GTE EVO	LMGTE Pro	Jules GOUNON	3:53.244	22	3.856	210.3	Qualifying Practice 2
41	68 Ford Chip Ganassi Team USA	Ford GT	LMGTE Pro	Sébastien BOURDAIS	3:53.322	22	3.934	210.2	Qualifying Practice 1
42	69 Ford Chip Ganassi Team USA	Ford GT	LMGTE Pro	Scott DIXON	3:53.368	13	3.980	210.2	Qualifying Practice 1
43	67 Ford Chip Ganassi Team UK	Ford GT	LMGTE Pro	Jonathan BOMARITO	3:53.425	25	4.037	210.1	Qualifying Practice 2
44	89 Risi Competizione	Ferrari 488 GTE EVO	LMGTE Pro	Oliver JARVIS	3:53.426	12	4.038	210.1	Qualifying Practice 1
45	51 AF Corse	Ferrari 488 GTE EVO	LMGTE Pro	Alessandro PIER GUIDI	3:53.467	22	4.079	210.1	Qualifying Practice 1
46	94 Porsche GT Team	Porsche 911 RSR	LMGTE Pro	Dennis OLSEN	3:53.498	9	4.110	210.1	Qualifying Practice 1
47	82 BMW Team MTEK	BMW M8 GTE	LMGTE Pro	Antonio Felix DA COSTA	3:53.498	18	4.110	210.1	Qualifying Practice 1
48	81 BMW Team MTEK	BMW M8 GTE	LMGTE Pro	Martin TOMCZYK	3:53.738	26	4.350	209.9	Qualifying Practice 2
49	66 Ford Chip Ganassi Team UK	Ford GT	LMGTE Pro	Olivier PLA	3:53.793	12	4.405	209.8	Qualifying Practice 1
50	95 Aston Martin Racing	Aston Martin Vantage AMR	LMGTE Pro	Darren TURNER	3:53.904	20	4.516	209.7	Free Practice
51	66 Ford Chip Ganassi Team UK	Ford GT	LMGTE Pro	Billy JOHNSON	3:56.950	11	7.562	207.0	Free Practice
LMGTE Am									
1	88 Dempsey - Proton Racing	Porsche 911 RSR	LMGTE Am	Matteo CAIROLI	3:52.454	27		211.0	Qualifying Practice 1
2	56 Team Project 1	Porsche 911 RSR	LMGTE Am	Jörg BERGMEISTER	3:52.750	27	0.296	210.8	Qualifying Practice 1
3	54 Spirit of Race	Ferrari 488 GTE	LMGTE Am	Giancarlo FISICHELLA	3:52.826	24	0.372	210.7	Qualifying Practice 2
4	77 Dempsey - Proton Racing	Porsche 911 RSR	LMGTE Am	Julien ANDLAUER	3:53.408	20	0.954	210.2	Qualifying Practice 1
5	57 Car Guy Racing	Ferrari 488 GTE	LMGTE Am	Côme LEDOGAR	3:53.474	31	1.020	210.1	Qualifying Practice 2
6	85 Keating Motorsports	Ford GT	LMGTE Am	Jeroen BLEEKEMOLEN	3:53.492	22	1.038	210.1	Qualifying Practice 2
7	98 Aston Martin Racing	Aston Martin Vantage	LMGTE Am	Pedro LAMY	3:53.530	17	1.076	210.1	Qualifying Practice 1
8	86 Gulf Racing	Porsche 911 RSR	LMGTE Am	Benjamin BARKER	3:53.571	30	1.117	210.0	Qualifying Practice 2
9	90 TF Sport	Aston Martin Vantage	LMGTE Am	Charles EASTWOOD	3:53.974	23	1.520	209.7	Qualifying Practice 1
10	60 Kessel Racing	Ferrari 488 GTE	LMGTE Am	Andrea PICCINI	3:53.990	21	1.536	209.6	Qualifying Practice 2
11	78 Proton Competition	Porsche 911 RSR	LMGTE Am	Vincent ABRIL	3:54.324	22	1.870	209.3	Qualifying Practice 1
12	62 WeatherTech Racing	Ferrari 488 GTE	LMGTE Am	Toni VILANDER	3:54.350	31	1.896	209.3	Qualifying Practice 2
13	83 Kessel Racing	Ferrari 488 GTE	LMGTE Am	Michelle GATTING	3:54.363	20	1.909	209.3	Qualifying Practice 2
14	84 JMW Motorsport	Ferrari 488 GTE	LMGTE Am	Jeffrey SEGAL	3:54.513	25	2.059	209.2	Qualifying Practice 1
15	70 MR Racing	Ferrari 488 GTE	LMGTE Am	Olivier BERETTA	3:54.737	14	2.283	209.0	Qualifying Practice 1
16	85 Keating Motorsports	Ford GT	LMGTE Am	Felipe FRAGA	3:54.907	11	2.453	208.8	Qualifying Practice 2
17	86 Gulf Racing	Porsche 911 RSR	LMGTE Am	Thomas PREINING	3:55.033	14	2.579	208.7	Qualifying Practice 1
18	77 Dempsey - Proton Racing	Porsche 911 RSR	LMGTE Am	Matt CAMPBELL	3:55.304	23	2.850	208.5	Free Practice
19	90 TF Sport	Aston Martin Vantage	LMGTE Am	Euan HANKE	3:55.544	17	3.090	208.3	Qualifying Practice 2
20	61 Clearwater Racing	Ferrari 488 GTE	LMGTE Am	Matthew GRIFFIN	3:56.072	27	3.618	207.8	Qualifying Practice 1
21	61 Clearwater Racing	Ferrari 488 GTE	LMGTE Am	Matteo CRESSONI	3:56.120	12	3.666	207.7	Qualifying Practice 2
22	98 Aston Martin Racing	Aston Martin Vantage	LMGTE Am	Mathias LAUDA	3:56.136	30	3.682	207.7	Qualifying Practice 2
23	84 JMW Motorsport	Ferrari 488 GTE	LMGTE Am	Rodrigo BAPTISTA	3:56.463	18	4.009	207.4	Qualifying Practice 2
24	78 Proton Competition	Porsche 911 RSR	LMGTE Am	Louis PRETTE	3:56.480	17	4.026	207.4	Qualifying Practice 1
25	98 Aston Martin Racing	Aston Martin Vantage	LMGTE Am	Paul DALLA LANA	3:56.543	31	4.089	207.4	Qualifying Practice 2
26	70 MR Racing	Ferrari 488 GTE	LMGTE Am	Edward CHEEVER	3:56.803	33	4.349	207.1	Qualifying Practice 2
27	54 Spirit of Race	Ferrari 488 GTE	LMGTE Am	Francesco CASTELLACCI	3:57.319	16	4.865	206.7	Free Practice
28	57 Car Guy Racing	Ferrari 488 GTE	LMGTE Am	Kei COZZOLINO	3:57.447	12	4.993	206.6	Qualifying Practice 1
29	83 Kessel Racing	Ferrari 488 GTE	LMGTE Am	Rahel FREY	3:57.715	27	5.261	206.4	Qualifying Practice 1
30	60 Kessel Racing	Ferrari 488 GTE	LMGTE Am	Sergio PIANEZZOLA	3:57.729	27	5.275	206.3	Qualifying Practice 2
31	56 Team Project 1	Porsche 911 RSR	LMGTE Am	Patrick LINDSEY	3:58.249	19	5.795	205.9	Qualifying Practice 2
32	54 Spirit of Race	Ferrari 488 GTE	LMGTE Am	Thomas FLOHR	3:58.912	26	6.458	205.3	Qualifying Practice 2
33	88 Dempsey - Proton Racing	Porsche 911 RSR	LMGTE Am	Giorgio RODA JR	3:59.252	27	6.798	205.0	Qualifying Practice 2
34	56 Team Project 1	Porsche 911 RSR	LMGTE Am	Egidio PERFETTI	3:59.253	20	6.799	205.0	Qualifying Practice 2
35	84 JMW Motorsport	Ferrari 488 GTE	LMGTE Am	Wei LU	3:59.698	17	7.244	204.6	Qualifying Practice 2
36	61 Clearwater Racing	Ferrari 488 GTE	LMGTE Am	Luis PEREZ-COMPANC	3:59.797	28	7.343	204.6	Qualifying Practice 2
37	62 WeatherTech Racing	Ferrari 488 GTE	LMGTE Am	Cooper MACNEIL	4:00.206	14	7.752	204.2	Qualifying Practice 1
38	99 Dempsey - Proton Racing	Porsche 911 RSR	LMGTE Am	Patrick LONG	4:00.472	8	8.018	204.0	Free Practice





FIA WEC

87^e Edition des 24 Heures du Mans After Qualifying Practice 2

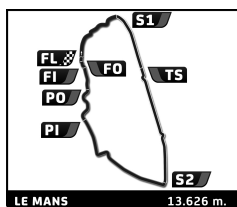
Provisional Classification by Driver And Class Fastest Lap



No	Team	Car	Class	Driver	Time	Laps	Gap	Kph	Session
39	90 TF Sport	Aston Martin Vantage	LMGTE Am	Salih YOLUC	4:01.213	25	8.759	203.4	Qualifying Practice 1
40	85 Keating Motorsports	Ford GT	LMGTE Am	Ben KEATING	4:01.327	17	8.873	203.3	Free Practice
41	77 Dempsey - Proton Racing	Porsche 911 RSR	LMGTE Am	Christian RIED	4:01.487	20	9.033	203.1	Qualifying Practice 2
42	83 Kessel Racing	Ferrari 488 GTE	LMGTE Am	Manuela GOSTNER	4:03.884	30	11.430	201.1	Qualifying Practice 2
43	70 MR Racing	Ferrari 488 GTE	LMGTE Am	Motoaki ISHIKAWA	4:03.971	27	11.517	201.1	Qualifying Practice 2
44	62 WeatherTech Racing	Ferrari 488 GTE	LMGTE Am	Robert SMITH	4:04.604	21	12.150	200.5	Qualifying Practice 2
45	86 Gulf Racing	Porsche 911 RSR	LMGTE Am	Michael WAINWRIGHT	4:04.947	18	12.493	200.3	Qualifying Practice 2
46	57 Car Guy Racing	Ferrari 488 GTE	LMGTE Am	Takeshi KIMURA	4:05.475	29	13.021	199.8	Qualifying Practice 2
47	78 Proton Competition	Porsche 911 RSR	LMGTE Am	Philippe PRETTE	4:06.004	19	13.550	199.4	Qualifying Practice 2
48	88 Dempsey - Proton Racing	Porsche 911 RSR	LMGTE Am	Satoshi HOSHINO	4:06.262	18	13.808	199.2	Qualifying Practice 2
49	60 Kessel Racing	Ferrari 488 GTE	LMGTE Am	Claudio SCHIAVONI	4:12.412	23	19.958	194.3	Qualifying Practice 2
	99 Dempsey - Proton Racing	Porsche 911 RSR	LMGTE Am	Niclas JÖNSSON					
	99 Dempsey - Proton Racing	Porsche 911 RSR	LMGTE Am	Tracy KROHN					

Track Temp: **24.44 °C** Air Temp: **19.44 °C** Track Status: **DRY**





FIA WEC

87^e Edition des 24 Heures du Mans

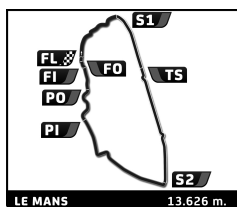
Qualifying Practice 2



Best Sector Times

SECTOR 1			SECTOR 2			SECTOR 3			Pos	Team	Cl	Ideal Lap	Best Lap
Pos	Driver	Time	Driver	Time	Driver	Time	Pos	Time					
1	1 N.JANI	31.080	7 K.KOBAYASHI	1:14.790	8 K.NAKAJIMA	1:29.535	1	7 Toyota Gazoo Racing	LMP1	H	3:15.497	3:15.497 (1)	
2	7 K.KOBAYASHI	31.132	11 M.ALESHIN	1:15.084	7 K.KOBAYASHI	1:29.575	2	8 Toyota Gazoo Racing	LMP1	H	3:15.908	3:15.908 (2)	
3	17 S.SARRAZIN	31.207	8 K.NAKAJIMA	1:15.129	1 N.JANI	1:30.055	3	1 Rebellion Racing	LMP1		3:16.670	3:17.313 (4)	
4	8 K.NAKAJIMA	31.244	1 N.JANI	1:15.535	11 M.ALESHIN	1:30.267	4	11 SMP Racing	LMP1		3:16.904	3:16.953 (3)	
5	3 T.LAURENT	31.439	17 S.SARRAZIN	1:15.545	17 S.SARRAZIN	1:30.685	5	17 SMP Racing	LMP1		3:17.437	3:17.437 (5)	
6	11 V.PETROV	31.553	3 T.LAURENT	1:16.694	3 T.LAURENT	1:30.751	6	3 Rebellion Racing	LMP1		3:18.884	3:18.884 (6)	
7	4 T.DILLMANN	31.717	10 R.VAN DER ZANDE	1:17.480	10 R.VAN DER ZANDE	1:33.325	7	10 DragonSpeed	LMP1		3:23.240	3:23.672 (7)	
8	10 R.VAN DER ZANDE	32.435	4 T.DILLMANN	1:17.923	4 T.DILLMANN	1:33.623	8	4 Bykolles Racing Team	LMP1		3:23.263	3:23.726 (8)	
9	39 J.HIRSCHI	32.489	38 S.RICHELM	1:19.080	31 P.MALDONADO	1:34.691	9	31 DragonSpeed	LMP2		3:26.490	3:26.490 (9)	
10	47 G.SERNAGIOTTO	32.510	26 J.VERGNE	1:19.172	22 F.ALBUQUERQUE	1:34.797	10	38 Jackie Chan DC Racing	LMP2		3:26.821	3:26.821 (10)	
11	31 P.MALDONADO	32.522	39 J.HIRSCHI	1:19.225	29 N.DE VRIES	1:34.912	11	28 TDS Racing	LMP2		3:27.047	3:27.096 (11)	
12	38 S.RICHELM	32.630	31 P.MALDONADO	1:19.277	28 M.VAXIVIERE	1:35.011	12	29 Racing Team Nederland	LMP2		3:27.107	3:27.107 (12)	
13	29 N.DE VRIES	32.661	48 P.CHATIN	1:19.324	48 P.CHATIN	1:35.023	13	48 Idec Sport	LMP2		3:27.119	3:27.804 (15)	
14	28 M.VAXIVIERE	32.684	28 M.VAXIVIERE	1:19.352	38 S.RICHELM	1:35.111	14	39 Graff	LMP2		3:27.154	3:28.426 (16)	
15	26 J.VAN UITERT	32.736	32 A.BRUNDL	1:19.399	36 A.NEGRÃO	1:35.115	15	22 United Autosports	LMP2		3:27.356	3:27.356 (13)	
16	23 W.STEVENS	32.771	29 N.DE VRIES	1:19.534	23 W.STEVENS	1:35.130	16	23 Panis Barthez Competition	LMP2		3:27.790	3:27.790 (14)	
17	48 P.CHATIN	32.772	43 N.NATO	1:19.719	25 A.PIZZITOLA	1:35.176	17	25 Algarve Pro Racing	LMP2		3:27.876	3:28.457 (17)	
18	37 J.KING	32.811	37 R.TAYLOR	1:19.727	39 T.GOMMENDY	1:35.440	18	37 Jackie Chan DC Racing	LMP2		3:28.083	3:28.569 (19)	
19	25 A.PIZZITOLA	32.814	22 F.ALBUQUERQUE	1:19.739	37 R.TAYLOR	1:35.545	19	36 Signatech Alpine Matmut	LMP2		3:28.239	3:28.471 (18)	
20	22 F.ALBUQUERQUE	32.820	25 A.PIZZITOLA	1:19.886	47 G.SERNAGIOTTO	1:35.847	20	47 Cetilar R. Villorba Corse	LMP2		3:28.267	3:28.942 (22)	
21	43 N.NATO	32.942	23 W.STEVENS	1:19.889	20 A.FJORBACH	1:35.926	21	26 G-Drive Racing	LMP2		3:28.336	3:28.713 (20)	
22	32 W.OWEN	32.985	47 G.SERNAGIOTTO	1:19.910	30 R.DUMAS	1:36.094	22	32 United Autosports	LMP2		3:28.522	3:28.779 (21)	
23	20 M.BECHE	33.075	36 A.NEGRÃO	1:20.007	32 W.OWEN	1:36.138	23	43 RLR M Sport / Tower Events	LMP2		3:29.007	3:29.137 (23)	
24	30 R.DUMAS	33.087	34 N.MOORE	1:20.150	43 N.NATO	1:36.346	24	20 High Class Racing	LMP2		3:29.232	3:29.633 (24)	
25	36 A.NEGRÃO	33.117	20 M.BECHE	1:20.231	26 J.VERGNE	1:36.428	25	30 Duqueine Engineering	LMP2		3:29.422	3:30.353 (25)	
26	34 N.MOORE	33.967	30 R.DUMAS	1:20.241	34 N.MOORE	1:36.706	26	34 Inter Europol Competition	LMP2		3:30.823	3:30.823 (26)	
27	50 N.BOULLE	34.271	50 N.BOULLE	1:21.850	50 R.RICCI	1:39.183	27	50 Larbre Competition	LMP2		3:35.304	3:36.144 (27)	
28	49 M.KONOPKA	35.850	49 M.KONOPKA	1:24.306	49 M.KONOPKA	1:43.817	28	49 ARC Bratislava	LMP2		3:43.973	3:44.799 (28)	
29	97 A.LYNN	35.902	63 A.GARCIA	1:27.874	92 M.CHRISTENSEN	1:45.188	29	92 Porsche GT Team	LMGTE Pro		3:49.221	3:49.388 (29)	
30	91 G.BRUNI	35.917	92 M.CHRISTENSEN	1:27.956	63 A.GARCIA	1:45.404	30	63 Corvette Racing	LMGTE Pro		3:49.306	3:49.424 (30)	
31	93 P.PILET	36.009	71 S.BIRD	1:28.470	91 G.BRUNI	1:45.429	31	91 Porsche GT Team	LMGTE Pro		3:49.921	3:49.921 (31)	
32	63 A.GARCIA	36.028	69 R.WESTBROOK	1:28.531	69 R.WESTBROOK	1:45.500	32	93 Porsche GT Team	LMGTE Pro		3:50.171	3:50.171 (32)	
33	68 D.MÜLLER	36.043	91 G.BRUNI	1:28.575	68 J.HAND	1:45.514	33	69 Ford Chip Ganassi Team USA	LMGTE Pro		3:50.191	3:50.339 (33)	
34	64 T.MILNER	36.066	93 P.PILET	1:28.578	93 P.PILET	1:45.584	34	68 Ford Chip Ganassi Team USA	LMGTE Pro		3:50.336	3:50.486 (34)	
35	92 L.VANTHOOR	36.077	51 J.CALADO	1:28.676	81 N.CATSBURG	1:45.688	35	71 AF Corse	LMGTE Pro		3:50.619	3:50.623 (35)	
36	94 M.JAMINET	36.150	68 J.HAND	1:28.779	94 M.JAMINET	1:45.772	36	94 Porsche GT Team	LMGTE Pro		3:50.710	3:50.810 (36)	
37	81 N.CATSBURG	36.152	94 M.JAMINET	1:28.788	82 A.FARFUS	1:45.817	37	81 BMW Team MTEK	LMGTE Pro		3:50.770	3:51.353 (39)	
38	69 R.WESTBROOK	36.160	95 M.SØRENSEN	1:28.806	51 D.SERRA	1:45.875	38	51 AF Corse	LMGTE Pro		3:50.792	3:51.019 (38)	
39	66 S.MÜCKE	36.238	64 T.MILNER	1:28.821	71 S.BIRD	1:45.885	39	64 Corvette Racing	LMGTE Pro		3:50.866	3:51.011 (37)	
40	51 J.CALADO	36.241	81 N.CATSBURG	1:28.930	66 S.MÜCKE	1:45.930	40	66 Ford Chip Ganassi Team UK	LMGTE Pro		3:51.275	3:51.601 (40)	
41	71 S.BIRD	36.264	97 J.ADAM	1:28.971	64 T.MILNER	1:45.979	41	82 BMW Team MTEK	LMGTE Pro		3:51.373	3:51.818 (41)	
42	82 A.FARFUS	36.310	66 S.MÜCKE	1:29.107	95 M.SØRENSEN	1:46.408	42	97 Aston Martin Racing	LMGTE Pro		3:51.548	3:52.283 (43)	
43	67 J.BOMARITO	36.433	67 H.TINCKNELL	1:29.246	54 G.FISICHELLA	1:46.658	43	95 Aston Martin Racing	LMGTE Pro		3:51.777	3:51.948 (42)	
44	86 B.BARKER	36.528	82 A.FARFUS	1:29.246	67 A.PRIAXULX	1:46.670	44	67 Ford Chip Ganassi Team UK	LMGTE Pro		3:52.349	3:52.831 (45)	
45	60 A.PICCINI	36.546	89 J.GOUNON	1:29.466	97 A.LYNN	1:46.675	45	54 Spirit of Race	LMGTE Am		3:52.826	3:52.826 (44)	
46	95 M.SØRENSEN	36.563	54 G.FISICHELLA	1:29.601	85 J.BLEEKEMOLEN	1:46.811	46	89 Risi Competizione	LMGTE Pro		3:53.069	3:53.244 (46)	
47	54 G.FISICHELLA	36.567	86 B.BARKER	1:29.645	57 C.LEDOGAR	1:46.985	47	57 Car Guy Racing	LMGTE Am		3:53.228	3:53.474 (47)	
48	57 C.LEDOGAR	36.582	57 C.LEDOGAR	1:29.661	89 J.GOUNON	1:47.003	48	85 Keating Motorsports	LMGTE Am		3:53.331	3:53.492 (48)	
49	89 J.GOUNON	36.600	78 V.ABRIL	1:29.717	88 M.CAIROLI	1:47.013	49	86 Gulf Racing	LMGTE Am		3:53.571	3:53.571 (49)	
50	77 M.CAMPBELL	36.617	85 J.BLEEKEMOLEN	1:29.732	90 C.EASTWOOD	1:47.030	50	77 Dempsey - Proton Racing	LMGTE Am		3:53.636	3:54.008 (51)	
51	62 T.VILANDER	36.636	90 C.EASTWOOD	1:29.742	77 J.ANDLAUER	1:47.238	51	60 Kessel Racing	LMGTE Am		3:53.712	3:53.990 (50)	
52	56 J.BERGMEISTER	36.678	60 A.PICCINI	1:29.760	83 M.GATTING	1:47.297	52	90 TF Sport	LMGTE Am		3:53.735	3:54.542 (55)	





FIA WEC

87^e Edition des 24 Heures du Mans

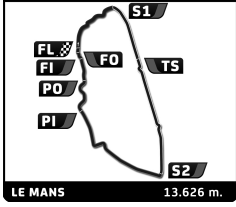
Qualifying Practice 2



Best Sector Times

SECTOR 1			SECTOR 2			SECTOR 3			Pos	Team	Cl	Ideal Lap	Best Lap
Pos	Driver	Time	Driver	Time	Driver	Time							
53	83 M.GATTING	36.764	77 M.CAMPBELL	1:29.781	86 B.BARKER	1:47.398	53	78 Proton Competition	LMGTE Am	3:54.056	3:54.942 (56)		
54	78 V.ABRIL	36.777	88 M.CAIROLI	1:30.021	60 A.PICCINI	1:47.406	54	88 Dempsey - Proton Racing	LMGTE Am	3:54.107	3:54.107 (52)		
55	61 M.CRESSONI	36.784	56 J.BERGMEISTER	1:30.074	62 T.VILANDER	1:47.423	55	62 WeatherTech Racing	LMGTE Am	3:54.265	3:54.350 (53)		
56	85 J.BLEEKEMOLEN	36.788	62 T.VILANDER	1:30.206	84 J.SEGAL	1:47.428	56	83 Kessel Racing	LMGTE Am	3:54.304	3:54.363 (54)		
57	98 P.DALLA LANA	36.892	83 M.GATTING	1:30.243	78 V.ABRIL	1:47.562	57	56 Team Project 1	LMGTE Am	3:54.639	3:55.011 (57)		
58	70 E.CHEEVER	36.948	61 M.CRESSONI	1:30.248	56 J.BERGMEISTER	1:47.887	58	84 JMW Motorsport	LMGTE Am	3:55.053	3:56.154 (61)		
59	90 C.EASTWOOD	36.963	70 O.BERETTA	1:30.414	98 M.LAUDA	1:47.900	59	61 Clearwater Racing	LMGTE Am	3:55.095	3:56.120 (59)		
60	84 R.BAPTISTA	37.009	84 R.BAPTISTA	1:30.616	61 M.GRIFFIN	1:48.063	60	70 MR Racing	LMGTE Am	3:55.545	3:55.906 (58)		
61	88 M.CAIROLI	37.073	98 M.LAUDA	1:30.954	70 E.CHEEVER	1:48.183	61	98 Aston Martin Racing	LMGTE Am	3:55.746	3:56.136 (60)		





FIA WEC

87^e Edition des 24 Heures du Mans

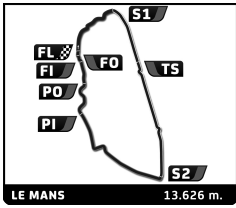
Qualifying Practice 2

Best Specific Sectors



Pos	T6		T7		PORSCHE		FORD		T6+ T7	
	Driver	Time Kph	Driver	Time Kph	Driver	Time Kph	Driver	Time Kph	Driver	Time Kph
1	7 K. KOBAYASHI	3.042 171.4	7 K. KOBAYASHI	3.563 251.7	1 N. JANI	13.489 275.4	1 N. JANI	6.133 151.8	7 K. KOBAYASHI	6.605 217.5
2	8 K. NAKAJIMA	3.064 170.1	8 K. NAKAJIMA	3.572 251.1	3 T. LAURENT	13.516 274.9	11 M. ALESHIN	6.171 150.8	8 K. NAKAJIMA	6.636 216.5
3	3 T. LAURENT	3.275 159.2	11 M. ALESHIN	3.663 244.8	8 K. NAKAJIMA	13.938 266.6	22 F. ALBUQUERQUE	6.189 150.4	1 N. JANI	6.981 205.8
4	1 N. JANI	3.286 158.6	17 S. SARRAZIN	3.668 244.5	17 S. SARRAZIN	14.033 264.7	7 K. KOBAYASHI	6.221 149.6	17 S. SARRAZIN	6.998 205.3
5	11 M. ALESHIN	3.326 156.7	1 N. JANI	3.692 242.9	7 K. KOBAYASHI	14.134 262.9	8 K. NAKAJIMA	6.232 149.4	3 T. LAURENT	7.001 205.2
6	17 S. SARRAZIN	3.330 156.5	3 T. LAURENT	3.703 242.2	11 M. ALESHIN	14.338 259.1	17 S. SARRAZIN	6.265 148.6	11 V. PETROV	7.008 205.0
7	10 R. VAN DER ZANDE	3.378 154.3	10 R. VAN DER ZANDE	3.759 238.6	31 P. MALDONADO	14.482 256.5	36 A. NEGRÃO	6.321 147.3	10 R. VAN DER ZANDE	7.137 201.3
8	4 T. DILLMANN	3.397 153.5	4 T. DILLMANN	3.795 236.3	4 T. DILLMANN	14.681 253.1	3 T. LAURENT	6.324 147.2	4 T. DILLMANN	7.192 199.7
9	31 P. MALDONADO	3.412 152.8	26 R. RUSINOV	3.921 228.7	10 R. VAN DER ZANDE	14.689 252.9	4 T. DILLMANN	6.351 146.6	31 P. MALDONADO	7.335 195.8
10	26 R. RUSINOV	3.443 151.4	31 P. MALDONADO	3.923 228.6	38 S. RICHELMI	14.776 251.4	37 J. KING	6.354 146.5	26 J. VERGNE	7.364 195.1
11	47 G. SERNAGIOTTO	3.453 151.0	28 M. VAXIVIERE	3.924 228.5	36 A. NEGRÃO	14.777 251.4	39 J. HIRSCHI	6.382 145.8	29 N. DE VRIES	7.393 194.3
12	29 N. DE VRIES	3.458 150.7	38 S. RICHELMI	3.924 228.5	22 F. ALBUQUERQUE	14.797 251.1	38 S. RICHELMI	6.384 145.8	28 M. VAXIVIERE	7.401 194.1
13	34 N. MOORE	3.460 150.7	29 N. DE VRIES	3.930 228.2	25 A. PIZZITOLA	14.806 250.9	29 N. DE VRIES	6.389 145.7	38 S. RICHELMI	7.406 194.0
14	37 J. KING	3.470 150.2	39 J. HIRSCHI	3.936 227.8	48 M. ROJAS	14.823 250.6	10 R. VAN DER ZANDE	6.429 144.8	34 N. MOORE	7.409 193.9
15	39 J. HIRSCHI	3.475 150.0	23 W. STEVENS	3.936 227.8	26 R. RUSINOV	14.863 250.0	47 G. SERNAGIOTTO	6.432 144.7	47 G. SERNAGIOTTO	7.411 193.8
16	23 W. STEVENS	3.475 150.0	25 A. PIZZITOLA	3.937 227.8	30 P. RAGUES	14.934 248.8	48 M. ROJAS	6.444 144.4	23 W. STEVENS	7.411 193.8
17	38 S. RICHELMI	3.476 150.0	32 W. OWEN	3.937 227.8	20 A. FJORDBACH	14.963 248.3	43 N. NATO	6.457 144.2	39 J. HIRSCHI	7.411 193.8
18	28 M. VAXIVIERE	3.477 149.9	37 J. KING	3.943 227.4	29 N. DE VRIES	14.988 247.9	32 W. OWEN	6.458 144.1	37 J. KING	7.413 193.8
19	32 W. OWEN	3.484 149.6	30 P. RAGUES	3.945 227.3	28 M. VAXIVIERE	15.024 247.3	66 S. MÜCKE	6.462 144.0	32 A. BRUNDLE	7.421 193.6
20	22 F. ALBUQUERQUE	3.498 149.0	34 N. MOORE	3.949 227.1	43 N. NATO	15.043 247.0	26 R. RUSINOV	6.466 143.9	30 N. JAMIN	7.448 192.9
21	30 P. RAGUES	3.503 148.8	43 N. NATO	3.954 226.8	37 J. KING	15.046 246.9	57 T. KIMURA	6.473 143.8	22 F. ALBUQUERQUE	7.453 192.7
22	43 N. NATO	3.507 148.6	22 F. ALBUQUERQUE	3.955 226.7	39 J. HIRSCHI	15.049 246.9	92 L. VANTHOOR	6.478 143.7	43 N. NATO	7.462 192.5
23	48 M. ROJAS	3.513 148.4	48 M. ROJAS	3.958 226.6	23 W. STEVENS	15.102 246.0	98 M. LAUDA	6.481 143.6	25 D. ZOLLINGER	7.467 192.4
24	20 A. FJORDBACH	3.516 148.3	47 G. SERNAGIOTTO	3.958 226.6	32 W. OWEN	15.165 245.0	28 M. VAXIVIERE	6.497 143.3	20 A. FJORDBACH	7.479 192.1
25	25 A. PIZZITOLA	3.526 147.8	36 A. NEGRÃO	3.960 226.5	47 G. SERNAGIOTTO	15.359 241.9	20 A. FJORDBACH	6.498 143.2	48 M. ROJAS	7.479 192.1
26	36 A. NEGRÃO	3.549 146.9	20 A. FJORDBACH	3.963 226.3	34 N. MOORE	15.588 238.3	94 S. MÜLLER	6.518 142.8	36 A. NEGRÃO	7.527 190.8
27	50 N. BOULLE	3.594 145.0	50 N. BOULLE	4.010 223.6	50 N. BOULLE	16.253 228.6	62 R. SMITH	6.520 142.8	50 N. BOULLE	7.604 188.9
28	93 P. PILET	3.651 142.8	49 M. KONOPKA	4.109 218.2	81 M. TOMCZYK	17.318 214.5	51 D. SERRA	6.527 142.6	49 M. KONOPKA	7.933 181.1
29	94 S. MÜLLER	3.699 140.9	63 M. ROCKENFELLER	4.350 206.2	82 J. KROHN	17.324 214.5	68 D. MÜLLER	6.550 142.1	93 P. PILET	8.039 178.7
30	51 D. SERRA	3.701 140.8	93 P. PILET	4.377 204.9	68 D. MÜLLER	17.461 212.8	34 N. MOORE	6.554 142.0	63 A. GARCIA	8.053 178.4
31	63 M. ROCKENFELLER	3.703 140.8	97 J. ADAM	4.381 204.7	92 L. VANTHOOR	17.461 212.8	69 R. WESTBROOK	6.556 142.0	51 D. SERRA	8.090 177.6
32	64 A. PRIAULX	3.704 140.7	64 M. FÄSSLER	4.388 204.4	69 R. WESTBROOK	17.476 212.6	23 W. STEVENS	6.557 142.0	94 M. JAMINET	8.093 177.5
33	92 L. VANTHOOR	3.708 140.6	51 D. SERRA	4.389 204.3	64 M. FÄSSLER	17.571 211.4	91 R. LIETZ	6.560 141.9	92 M. CHRISTENSEN	8.099 177.4
34	81 M. TOMCZYK	3.716 140.3	95 M. SØRENSEN	4.391 204.2	51 D. SERRA	17.574 211.4	90 C. EASTWOOD	6.564 141.8	67 J. BOMARITO	8.104 177.2
35	62 R. SMITH	3.717 140.2	92 L. VANTHOOR	4.391 204.2	66 S. MÜCKE	17.583 211.3	93 P. PILET	6.570 141.7	68 D. MÜLLER	8.130 176.7
36	68 D. MÜLLER	3.724 140.0	94 S. MÜLLER	4.394 204.1	94 S. MÜLLER	17.627 210.8	30 P. RAGUES	6.576 141.5	81 N. CATSBURG	8.134 176.6
37	98 M. LAUDA	3.736 139.5	71 D. RIGON	4.394 204.1	54 G. FISICHELLA	17.633 210.7	82 J. KROHN	6.591 141.2	71 S. BIRD	8.147 176.3
38	71 D. RIGON	3.740 139.4	67 A. PRIAULX	4.400 203.8	91 R. LIETZ	17.649 210.5	81 M. TOMCZYK	6.597 141.1	97 A. LYNN	8.154 176.2
39	82 J. KROHN	3.746 139.2	68 D. MÜLLER	4.406 203.5	85 J. BLEEKEMOLEN	17.677 210.2	31 P. MALDONADO	6.597 141.1	95 M. SØRENSEN	8.154 176.2
40	54 G. FISICHELLA	3.758 138.7	81 M. TOMCZYK	4.418 203.0	71 D. RIGON	17.682 210.1	71 D. RIGON	6.605 140.9	64 T. MILNER	8.157 176.1
41	57 T. KIMURA	3.759 138.7	91 R. LIETZ	4.429 202.5	63 M. ROCKENFELLER	17.683 210.1	25 A. PIZZITOLA	6.613 140.8	62 T. VILANDER	8.181 175.6
42	66 S. MÜCKE	3.760 138.6	66 S. MÜCKE	4.434 202.2	67 A. PRIAULX	17.695 210.0	56 J. BERGMEISTER	6.641 140.2	66 S. MÜCKE	8.194 175.3
43	90 C. EASTWOOD	3.762 138.6	69 R. WESTBROOK	4.437 202.1	93 P. PILET	17.720 209.7	78 L. PRETTE	6.647 140.0	82 A. FARFUS	8.201 175.1
44	95 M. SØRENSEN	3.763 138.5	89 J. GOUNON	4.440 202.0	88 M. CAIROLI	17.723 209.6	95 M. SØRENSEN	6.663 139.7	54 G. FISICHELLA	8.209 175.0
45	97 J. ADAM	3.766 138.4	54 G. FISICHELLA	4.451 201.5	86 B. BARKER	17.796 208.8	63 M. ROCKENFELLER	6.670 139.5	69 R. WESTBROOK	8.216 174.8
46	83 M. GOSTNER	3.767 138.4	82 J. KROHN	4.455 201.3	95 M. SØRENSEN	17.819 208.5	67 A. PRIAULX	6.673 139.5	89 J. GOUNON	8.220 174.7
47	64 M. FÄSSLER	3.769 138.3	86 B. BARKER	4.459 201.1	84 J. SEGAL	17.821 208.5	50 N. BOULLE	6.683 139.3	83 M. GATTING	8.227 174.6
48	89 J. GOUNON	3.770 138.3	83 M. GOSTNER	4.459 201.1	83 M. GOSTNER	17.826 208.4	85 J. BLEEKEMOLEN	6.694 139.0	98 P. DALLA LANA	8.228 174.6
49	86 B. BARKER	3.771 138.2	57 T. KIMURA	4.463 200.9	90 C. EASTWOOD	17.826 208.4	54 G. FISICHELLA	6.700 138.9	86 B. BARKER	8.230 174.5
50	69 R. WESTBROOK	3.779 137.9	85 J. BLEEKEMOLEN	4.463 200.9	78 L. PRETTE	17.841 208.2	77 M. CAMPBELL	6.700 138.9	57 C. LEDOGAR	8.230 174.5
51	60 C. SCHIAVONI	3.783 137.8	60 C. SCHIAVONI	4.463 200.9	98 M. LAUDA	17.876 207.8	84 J. SEGAL	6.718 138.6	90 C. EASTWOOD	8.242 174.3
52	85 J. BLEEKEMOLEN	3.785 137.7	77 M. CAMPBELL	4.464 200.9	62 R. SMITH	17.895 207.6	86 B. BARKER	6.723 138.4	91 G. BRUNI	8.247 174.2
53	61 M. GRIFFIN	3.808 136.9	62 R. SMITH	4.464 200.9	77 M. CAMPBELL	17.912 207.4	88 M. CAIROLI	6.724 138.4	85 J. BLEEKEMOLEN	8.250 174.1
54	56 J. BERGMEISTER	3.809 136.9	56 J. BERGMEISTER	4.473 200.5	57 T. KIMURA	17.941 207.1	64 M. FÄSSLER	6.739 138.1	60 A. PICCINI	8.256 174.0
55	78 L. PRETTE	3.816 136.6	78 L. PRETTE	4.474 200.4	61 M. GRIFFIN	17.941 207.1	60 C. SCHIAVONI	6.749 137.9	56 J. BERGMEISTER	8.282 173.4
56	91 R. LIETZ	3.818 136.5	98 M. LAUDA	4.477 200.3	60 C. SCHIAVONI	17.996 206.4	97 J. ADAM	6.765 137.6	78 V. ABRIL	8.290 173.3





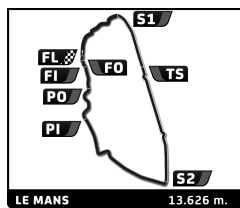
FIA WEC
87^e Edition des 24 Heures du Mans
Qualifying Practice 2



Best Specific Sectors

Pos	T6		T7		PORSCHE		FORD		T6+ T7	
	Driver	Time Kph	Driver	Time Kph	Driver	Time Kph	Driver	Time Kph	Driver	Time Kph
57	49 M. KONOPKA	3.824 136.3	90 C. EASTWOOD	4.480 200.2	97 J. ADAM	18.001 206.4	83 M. GOSTNER	6.768 137.5	61 M. GRIFFIN	8.305 173.0
58	77 M. CAMPBELL	3.830 136.1	84 J. SEGAL	4.488 199.8	49 M. KONOPKA	18.063 205.7	89 J. GOUNON	6.775 137.4	77 J. ANDLAUER	8.312 172.8
59	84 J. SEGAL	3.845 135.6	88 M. CAIROLI	4.492 199.6	89 J. GOUNON	18.075 205.5	61 M. GRIFFIN	6.778 137.3	84 R. BAPTISTA	8.333 172.4
60	88 M. CAIROLI	3.864 134.9	61 M. GRIFFIN	4.497 199.4	70 M. ISHIKAWA	18.104 205.2	70 M. ISHIKAWA	6.836 136.2	88 M. CAIROLI	8.358 171.9
61	70 M. ISHIKAWA	3.919 133.0	70 M. ISHIKAWA	4.523 198.3	56 J. BERGMEISTER	18.127 205.0	49 M. KONOPKA	6.961 133.7	70 E. CHEEVER	8.442 170.1





FIA WEC

87^e Edition des 24 Heures du Mans

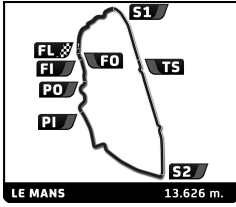
After Qualifying Practice 2



Event maximum speed

No Team	Car	Class	Driver	Top Speed	Lap	Session
11 SMP Racing	BR Engineering BR1 - AER	LMP1	Vitaly PETROV	347.8	9	Qualifying Practice 1
17 SMP Racing	BR Engineering BR1 - AER	LMP1	Stéphane SARRAZIN	346.7	21	Qualifying Practice 1
1 Rebellion Racing	Rebellion R13 - Gibson	LMP1	André LOTTERER	341.3	4	Qualifying Practice 1
3 Rebellion Racing	Rebellion R13 - Gibson	LMP1	Gustavo MENEZES	338.1	4	Qualifying Practice 1
10 DragonSpeed	BR Engineering BR1 - Gibson	LMP1	Renger VAN DER ZANDE	337.0	2	Qualifying Practice 2
37 Jackie Chan DC Racing	Oreca 07 - Gibson	LMP2	Ricky TAYLOR	337.0	17	Qualifying Practice 2
22 United Autosports	Ligier JSP217 - Gibson	LMP2	Paul DI RESTA	336.0	17	Qualifying Practice 2
36 Signatech Alpine Matmut	Alpine A470 - Gibson	LMP2	Nicolas LAPIERRE	336.0	3	Qualifying Practice 1
7 Toyota Gazoo Racing	Toyota TS050 - Hybrid	LMP1 H	Jose Maria LOPEZ	334.9	20	Qualifying Practice 2
8 Toyota Gazoo Racing	Toyota TS050 - Hybrid	LMP1 H	Kazuki NAKAJIMA	334.9	4	Qualifying Practice 1
26 G-Drive Racing	Aurus 01 - Gibson	LMP2	Jean-Eric VERGNE	333.9	21	Qualifying Practice 2
28 TDS Racing	Oreca 07 - Gibson	LMP2	Loïc DUVAL	333.9	12	Free Practice
29 Racing Team Nederland	Dallara P217 - Gibson	LMP2	Giedo VAN DER GARDE	333.9	24	Qualifying Practice 1
32 United Autosports	Ligier JSP217 - Gibson	LMP2	Alex BRUNDLE	333.9	9	Qualifying Practice 2
39 Graff	Oreca 07 - Gibson	LMP2	Vincent CAPILLAIRE	333.9	20	Qualifying Practice 2
30 Duqueine Engineering	Oreca 07 - Gibson	LMP2	Nicolas JAMIN	332.9	3	Qualifying Practice 1
38 Jackie Chan DC Racing	Oreca 07 - Gibson	LMP2	Stéphane RICHELMI	332.9	2	Qualifying Practice 2
47 Cetilar R. Villorba Corse	Dallara P217 - Gibson	LMP2	Giorgio SERNAGIOTTO	332.9	3	Qualifying Practice 1
20 High Class Racing	Oreca 07 - Gibson	LMP2	Mathias BECHE	330.8	20	Qualifying Practice 2
25 Algarve Pro Racing	Oreca 07 - Gibson	LMP2	Andrea PIZZITOLA	330.8	20	Qualifying Practice 2
31 DragonSpeed	Oreca 07 - Gibson	LMP2	Pastor MALDONADO	330.8	21	Qualifying Practice 1
34 Inter Europol Competition	Ligier JSP217 - Gibson	LMP2	Nigel MOORE	330.8	6	Qualifying Practice 1
49 ARC Bratislava	Ligier JSP217 - Gibson	LMP2	Henning ENQVIST	330.8	16	Qualifying Practice 1
48 Idec Sport	Oreca 07 - Gibson	LMP2	Paul LAFARGUE	329.8	7	Qualifying Practice 1
23 Panis Barthez Competition	Ligier JSP217 - Gibson	LMP2	René BINDER	328.8	16	Qualifying Practice 1
4 Bykolles Racing Team	Enso CLM P1/01 - Gibson	LMP1	Tom DILLMANN	328.8	9	Free Practice
4 RLR M Sport / Tower Events	Oreca 07 - Gibson	LMP2	Norman NATO	328.8	3	Qualifying Practice 1
50 Larbre Competition	Ligier JSP217 - Gibson	LMP2	Nicholas BOULLE	328.8	3	Qualifying Practice 2
69 Ford Chip Ganassi Team USA	Ford GT	LMGTE Pro	Richard WESTBROOK	299.7	12	Qualifying Practice 2
97 Aston Martin Racing	Aston Martin Vantage AMR	LMGTE Pro	Alexander LYNN	299.7	20	Qualifying Practice 2
67 Ford Chip Ganassi Team UK	Ford GT	LMGTE Pro	Harry TINCKNELL	298.8	21	Qualifying Practice 1
91 Porsche GT Team	Porsche 911 RSR	LMGTE Pro	Gianmaria BRUNI	298.8	3	Qualifying Practice 1
92 Porsche GT Team	Porsche 911 RSR	LMGTE Pro	Kevin ESTRE	298.8	11	Qualifying Practice 1
95 Aston Martin Racing	Aston Martin Vantage AMR	LMGTE Pro	Marco SØRENSEN	298.8	5	Qualifying Practice 2
51 AF Corse	Ferrari 488 GTE EVO	LMGTE Pro	Daniel SERRA	298.0	4	Qualifying Practice 2
63 Corvette Racing	Chevrolet Corvette C7.R	LMGTE Pro	Antonio GARCIA	298.0	20	Qualifying Practice 2
68 Ford Chip Ganassi Team USA	Ford GT	LMGTE Pro	Joey HAND	298.0	12	Qualifying Practice 2
71 AF Corse	Ferrari 488 GTE EVO	LMGTE Pro	Sam BIRD	298.0	4	Qualifying Practice 1
64 Corvette Racing	Chevrolet Corvette C7.R	LMGTE Pro	Tommy MILNER	297.2	18	Qualifying Practice 2
93 Porsche GT Team	Porsche 911 RSR	LMGTE Pro	Patrick PILET	297.2	19	Qualifying Practice 2
94 Porsche GT Team	Porsche 911 RSR	LMGTE Pro	Sven MÜLLER	297.2	10	Qualifying Practice 2
66 Ford Chip Ganassi Team UK	Ford GT	LMGTE Pro	Stefan MÜCKE	296.4	9	Qualifying Practice 2
85 Keating Motorsports	Ford GT	LMGTE Am	Jeroen BLEEKEMOLEN	295.6	2	Qualifying Practice 2
89 Risi Competizione	Ferrari 488 GTE EVO	LMGTE Pro	Jules GOUNON	295.6	5	Qualifying Practice 2
54 Spirit of Race	Ferrari 488 GTE	LMGTE Am	Giancarlo FISICHELLA	294.8	19	Qualifying Practice 1
60 Kessel Racing	Ferrari 488 GTE	LMGTE Am	Andrea PICCINI	294.0	19	Qualifying Practice 2
78 Proton Competition	Porsche 911 RSR	LMGTE Am	Louis PRETTE	294.0	6	Qualifying Practice 2
81 BMW Team MTEK	BMW M8 GTE	LMGTE Pro	Philipp ENG	294.0	20	Qualifying Practice 1
84 JMW Motorsport	Ferrari 488 GTE	LMGTE Am	Jeffrey SEGAL	294.0	18	Qualifying Practice 1
56 Team Project 1	Porsche 911 RSR	LMGTE Am	Jörg BERGMEISTER	293.2	7	Qualifying Practice 2
77 Dempsey - Proton Racing	Porsche 911 RSR	LMGTE Am	Matt CAMPBELL	293.2	4	Qualifying Practice 1
83 Kessel Racing	Ferrari 488 GTE	LMGTE Am	Rahel FREY	293.2	8	Qualifying Practice 1
86 Gulf Racing	Porsche 911 RSR	LMGTE Am	Benjamin BARKER	293.2	6	Qualifying Practice 2
70 MR Racing	Ferrari 488 GTE	LMGTE Am	Edward CHEEVER	292.4	12	Qualifying Practice 2
82 BMW Team MTEK	BMW M8 GTE	LMGTE Pro	Antonio Felix DA COSTA	292.4	9	Qualifying Practice 2
98 Aston Martin Racing	Aston Martin Vantage	LMGTE Am	Paul DALLA LANA	292.4	13	Qualifying Practice 1
57 Car Guy Racing	Ferrari 488 GTE	LMGTE Am	Côme LEDOGAR	291.6	14	Qualifying Practice 2
61 Clearwater Racing	Ferrari 488 GTE	LMGTE Am	Matteo CRESSONI	291.6	22	Qualifying Practice 2
90 TF Sport	Aston Martin Vantage	LMGTE Am	Euan HANKEY	291.6	10	Qualifying Practice 2
62 WeatherTech Racing	Ferrari 488 GTE	LMGTE Am	Toni VILANDER	290.8	23	Qualifying Practice 2





FIA WEC

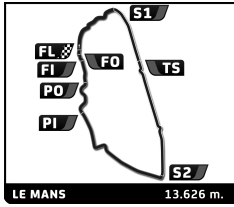
87^e Edition des 24 Heures du Mans After Qualifying Practice 2



Event maximum speed

No	Team	Car	Class	Driver	Top Speed	Lap	Session
88	Dempsey - Proton Racing	Porsche 911 RSR	LMGTE Am	Giorgio RODA JR	289.3	15	Qualifying Practice 1
99	Dempsey - Proton Racing	Porsche 911 RSR	LMGTE Am	Patrick LONG	289.3	7	Free Practice





FIA WEC

87^e Edition des 24 Heures du Mans

Qualifying Practice 2

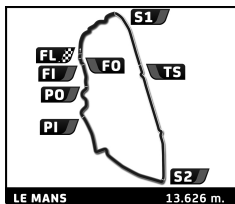
Sector Analysis



■ Personal Best ■ Session Best B Crossing the finish line in pit lane

Lap	D	Time	Sector 1	Sector 2	Sector 3	T. Spd	Elapsed	Lap	D	Time	Sector 1	Sector 2	Sector 3	T. Spd	Elapsed
1 Rebellion Racing 1.Neel JANI 3.Bruno SENNA 2.André LOTTERER Rebellion R13 - Gibson LMP1								12	1	4:22.106	1:28.984	1:17.407	1:35.715	325.8	1:08:35.517
1	1	4:00.965 B	57.638	1:21.056	1:42.271	297.2	4:00.965	13	1	3:21.594	32.119	1:16.634	1:32.841	314.5	1:11:57.111
2	1	16:11.037	...	1:16.692	1:31.214	337.0	20:12.002	14	1	3:22.741	33.534	1:16.780	1:32.427	320.1	1:15:19.852
3	1	3:19.748	31.080	1:15.535	1:33.133	339.1	23:31.750	15	1	3:24.335	31.896	1:20.330	1:32.109	317.2	1:18:44.187
4	1	5:32.578 B	31.483	1:17.618	3:43.477	337.0	29:04.328	16	1	3:22.048	32.913	1:18.344	1:30.791	308.2	1:22:06.235
5	1	24:27.189	...	1:19.466	1:34.316	331.8	53:31.517	17	1	3:22.211	32.431	1:16.306	1:33.474	315.4	1:25:28.446
6	1	3:17.313	31.500	1:15.758	1:30.055	336.0	56:48.830	18	1	3:27.715	32.415	1:19.858	1:35.442	317.2	1:28:56.161
7	1	3:20.154	31.246	1:17.486	1:31.422	320.1	1:00:08.984	19	1	3:40.560 B	33.010	1:16.037	1:51.513	329.8	1:32:36.721
8	1	3:31.039 B	31.445	1:16.335	1:43.259	341.3	1:03:40.023	20	3	6:13.376	2:32.209	2:01.660	1:39.507	334.9	1:38:50.097
9	2	5:28.312	2:33.793	1:17.943	1:36.576	334.9	1:09:08.335	21	3	3:33.671	32.991	1:27.038	1:33.642	319.1	1:42:23.768
10	2	3:25.204	32.315	1:17.790	1:35.099	334.9	1:12:33.539	22	3	3:21.334	32.935	1:16.756	1:31.643	319.1	1:45:45.102
11	2	3:23.238	32.264	1:17.209	1:33.765	334.9	1:15:56.777	23	3	3:20.737	32.604	1:15.867	1:32.266	329.8	1:49:05.839
12	2	3:23.646	32.448	1:17.157	1:34.041	336.0	1:19:20.423	24	3	3:22.034	33.120	1:16.266	1:32.648	313.6	1:52:27.873
13	2	3:31.076 B	32.064	1:17.004	1:42.008	336.0	1:22:51.499	25	3	3:24.505	33.140	1:16.388	1:34.977	328.8	1:55:52.378
14	2	8:27.993	5:34.627	1:18.006	1:35.360	333.9	1:31:19.492	26	3	3:20.312	32.831	1:16.689	1:30.792	307.3	1:59:12.690
15	2	3:21.646	32.118	1:18.385	1:31.143	336.0	1:34:41.138	27	3	3:21.245	32.145	1:15.523	1:33.577	310.9	2:02:33.935
16	2	4:17.311 B	31.429	2:00.793	1:45.089	337.0	1:38:58.449								
17	3	6:02.680	3:09.337	1:17.824	1:35.519	338.1	1:45:01.129								
18	3	3:33.593 B	31.910	1:17.102	1:44.581	337.0	1:48:34.722								
19	3	4:52.052	2:00.789	1:17.093	1:34.170	338.1	1:53:26.774								
20	3	3:23.663	31.839	1:16.936	1:34.888	334.9	1:56:50.437								
21	3	3:22.858	32.798	1:17.529	1:32.531	333.9	2:00:13.295								
3 Rebellion Racing 1.Thomas LAURENT 3.Gustavo MENEZES 2.Nathanaël BERTHON Rebellion R13 - Gibson LMP1															
1	1	4:02.160 B	1:00.410	1:19.357	1:42.393	331.8	4:02.160								
2	1	11:25.616	8:31.549	1:16.896	1:37.171	331.8	15:27.776								
3	1	3:18.884	31.439	1:16.694	1:30.751	337.0	18:46.660								
4	1	3:50.255	40.073	1:22.781	1:47.401	337.0	22:36.915								
4 Bykolles Racing Team 1.Tom DILLMANN 3.Paolo RUBERTI 2.Oliver WEBB Enso CLM P1/01 - Gibson LMP1															
1	1	20:40.326	...	1:21.327	1:36.857	321.0	1:20:40.326								
2	1	3:37.262 B	32.759	1:20.274	1:44.229	324.9	1:24:17.588								
3	1	20:22.019	...	1:20.020	1:35.276	319.1	1:44:39.607								
4	1	3:27.168	32.875	1:18.359	1:35.934	325.8	1:48:06.775								
5	1	3:23.726	31.915	1:18.188	1:33.623	325.8	1:51:30.501								
6	1	3:35.973	34.155	1:21.837	1:39.981	317.2	1:55:06.474								
7	1	3:23.800	31.717	1:17.923	1:34.160	326.8	1:58:30.274								
8	1	3:38.671 B	31.878	1:18.624	1:48.169	324.9	2:02:08.945								
7 Toyota Gazoo Racing 1.Mike CONWAY 3.Jose Maria LOPEZ 2.Kamui KOBAYASHI Toyota TS050 - Hybrid LMP1 - H															
1	2	3:43.086	43.016	1:18.027	1:42.043	317.2	3:43.086								
2	2	3:15.497	31.132	1:14.790	1:29.575	322.0	6:58.583								
3	2	3:27.678	34.421	1:17.738	1:35.519	310.0	10:26.261								
4	2	3:28.733 B	31.779	1:17.740	1:39.214	327.8	13:54.994								
5	2	7:09.598	4:19.969	1:17.308	1:32.321	328.8	21:04.592								
6	2	3:24.207	32.363	1:18.091	1:33.753	323.9	24:28.799								
7	2	7:26.956 B	32.128	3:35.051	3:19.777	79.0	31:55.755								
8	2	22:02.724	...	1:18.346	1:35.515	322.0	53:58.479								
9	2	3:24.519	34.682	1:17.893	1:31.944	319.1	57:22.998								
10	2	3:19.690	31.929	1:16.130	1:31.631	318.2	1:00:42.688								
11	2	3:30.723 B	33.021	1:18.569	1:39.133	287.7	1:04:13.411								
8 Toyota Gazoo Racing 1.Sébastien BUEMI 3.Fernando ALONSO 2.Kazuki NAKAJIMA Toyota TS050 - Hybrid LMP1 - H															
1	2	3:39.483	41.935	1:18.606	1:38.942	313.6	3:39.483								
2	2	3:15.908	31.244	1:15.129	1:29.535	322.0	6:55.391								
3	2	3:26.437	34.627	1:19.454	1:32.356	317.2	10:21.828								
4	2	3:31.177 B	32.130	1:17.599	1:41.448	327.8	13:53.005								
5	2	6:04.733	3:16.593	1:16.868	1:31.272	329.8	19:57.738								
6	2	3:19.508	32.343	1:16.509	1:30.656	317.2	23:17.246								
7	2	4:51.070 B	32.438	1:16.561	3:02.071	318.2	28:08.316								
8	2	26:20.318	...	1:19.683	1:36.975	313.6	54:28.634								
9	2	3:23.983	33.588	1:17.469	1:32.926	315.4	57:52.617								
10	2	3:25.074	32.288	1:16.579	1:36.207	312.7	1:01:17.691								
11	2	3:20.030	32.144	1:16.657	1:31.229	314.5	1:04:37.721								
12	2	3:28.490 B	32.534	1:16.330	1:39.626	314.5	1:08:06.211								
13	3	8:56.959	6:03.944	1:17.870	1:35.145	320.1	1:17:03.170								
14	3	3:22.649	33.008	1:17.193	1:32.448	317.2	1:20:25.819								
15	3	3:21.433	32.667	1:17.042	1:31.724	312.7	1:23:47.252								
16	3	3:21.107	32.892	1:17.397	1:30.818	311.8	1:27:08.359								
17	3	3:19.290	32.620	1:16.541	1:30.129	325.8	1:30:27.649								
18	3	3:19.900	31.992	1:16.838	1:31.070	313.6	1:33:47.549								
19	3	4:24.692 B	32.025	2:01.617	1:51.050	326.8	1:38:12.241								
20	1	6:55.007	4:03.084	1:18.364	1:33.559	327.8	1:45:07.248								
21	1	3:21.784	31.961	1:17.558	1:32.265	303.9	1:48:29.032								
22	1	3:24.925	32.436	1:17.105	1:35.384	314.5	1:51:53.957								
23	1	3:19.153	31.789	1:16.262	1:31.102	310.0	1:55:13.110								
24	1	3:19.649	32.128	1:16.384	1:31.137	313.6	1:58:32.759								
25	1	3:19.161	31.336	1:16.418	1:31.407	307.3	2:01:51.920								
10 DragonSpeed 1.Henrik HEDMAN 3.Renger VAN DER ZANDE 2.Ben HANLEY BR Engineering BR1 - Gibson LMP1															
1	3	3:45.698	48.256	1:21.307	1:36.135	324.9	3:45.698								
2	3	3:23.728	32.527	1:17.876	1:33.325	337.0	7:09.426								
3	3	3:23.672	32.454	1:17.529	1:33.689	334.9	10:33.098								
4	3	3:23.941	32.435	1:17.480	1:34.026	337.0	13:57.039								
5	3	3:32.935 B	32.960	1:17.711	1:42.258	336.0	17:29.974								
6	1	5:13.516	2:11.302	1:22.890	1:39.324	321.0	22:43.490								
7	1	5:22.298 B	33.439	1:21.724	3:27.135	333.9	28:05.788								
8	1	29:35.873	...	1:23.875	1:40.393	278.1	57:41.661								
9	1	3:33.722	33.689	1:20.346	1:39.687	332.9	1:01:15.383								





FIA WEC

87^e Edition des 24 Heures du Mans

Qualifying Practice 2

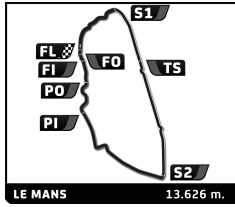
Sector Analysis



■ Personal Best ■ Session Best B Crossing the finish line in pit lane

Lap	D	Time	Sector 1	Sector 2	Sector 3	T. Spd	Elapsed	Lap	D	Time	Sector 1	Sector 2	Sector 3	T. Spd	Elapsed									
10	1	3:36.687	33.612	1:24.982	1:38.093	267.1	1:04:52.070	20	3	3:30.277	33.080	1:20.802	1:36.395	330.8	2:02:12.472									
11	1	3:34.199	36.118	1:21.066	1:37.015	330.8	1:08:26.269	22 United Autosports 1.Philip HANSON 3.Paul DI RESTA 2.Filipe ALBUQUERQUE Ligier JSP217 - Gibson LMP2																
12	1	3:30.733	33.249	1:20.023	1:37.461	331.8	1:11:57.002		1 2 3:52.732 49.953 1:22.897 1:39.882 303.9 3:52.732															
13	1	3:30.877	33.207	1:19.801	1:37.869	292.4	1:15:27.879		2 2 3:27.356 32.820 1:19.739 1:34.797 326.8 7:20.088															
14	1	3:30.473	33.571	1:20.139	1:36.763	332.9	1:18:58.352		3 2 3:40.383B 32.960 1:20.208 1:47.215 329.8 11:00.471															
15	1	3:46.491B	34.119	1:20.518	1:51.854	333.9	1:22:44.843		4 1 6:16.295 3:14.227 1:21.918 1:40.150 326.8 17:16.766															
16	2	5:57.435B	1:53.414	1:21.464	2:42.557	324.9	1:28:42.278		5 1 3:35.062 34.308 1:21.766 1:38.988 328.8 20:51.828															
11 SMP Racing 1.Vitaly PETROV 3.Stoffel VANDOORNE 2.Mikhail ALESHIN BR Engineering BR1 - AER LMP1	1 2 3:30.571 40.341 1:17.929 1:32.301 341.3 3:30.571	2 2 3:16.953 31.602 1:15.084 1:30.267 345.6 6:47.524	3 2 3:30.420B 31.937 1:17.566 1:40.917 345.6 10:17.944	4 1 43:18.496 ... 1:19.025 1:37.886 339.1 53:36.440	5 1 3:19.220 31.596 1:16.166 1:31.458 342.3 56:55.660	6 1 3:26.796B 31.553 1:16.329 1:38.914 343.4 1:00:22.456	7 3 21:40.475 ... 1:18.194 1:32.665 338.1 1:22:02.931		8 3 3:24.789 31.905 1:18.495 1:34.389 341.3 1:25:27.720	9 3 3:38.962B 32.445 1:21.493 1:45.024 342.3 1:29:06.682														
	17 SMP Racing 1.Stéphane SARRAZIN 3.Sergey SIROTKIN 2.Egor ORUDZHEV BR Engineering BR1 - AER LMP1	1 1 3:32.863 39.495 1:19.989 1:33.379 329.8 3:32.863	2 1 3:17.437 31.207 1:15.545 1:30.685 344.5 6:50.300	3 1 3:48.250B 48.374 1:18.624 1:41.252 336.0 10:38.550	4 3 22:26.106B ... 4:19.990 2:38.971 77.2 33:04.656	5 3 20:35.328 ... 1:18.656 1:35.724 337.0 53:39.984	6 3 3:19.756 31.949 1:16.116 1:31.691 344.5 56:59.740		7 3 3:19.097 31.628 1:15.997 1:31.472 346.7 1:00:18.837	8 3 3:25.891B 31.638 1:16.068 1:38.185 345.6 1:03:44.728	9 2 5:59.152 2:53.986 1:16.476 1:48.690 343.4 1:09:43.880	10 2 3:25.683 34.672 1:17.255 1:33.756 341.3 1:13:09.563	11 2 3:20.246 32.294 1:16.583 1:31.369 343.4 1:16:29.809	12 2 3:31.702B 31.739 1:16.810 1:43.153 345.6 1:20:01.511										
		20 High Class Racing 1.Anders FJORBACH 3.Mathias BECHE 2.Dennis ANDERSEN Oreca 07 - Gibson LMP2	1 1 3:47.078 43.553 1:22.869 1:40.656 309.1 3:47.078	2 1 3:29.633 33.456 1:20.251 1:35.926 323.9 7:16.711	3 1 4:11.307 34.716 1:21.447 2:15.144 322.0 11:28.018	4 1 3:46.052B 34.477 1:21.250 1:50.325 322.9 15:14.070	5 1 13:49.045B 8:39.826 1:22.434 3:46.785 316.3 29:03.115		6 2 24:52.710 ... 1:26.081 1:45.501 320.1 53:55.825	7 2 4:43.296B 35.271 1:25.222 2:42.803 324.9 58:39.121	8 2 10:04.338 6:49.441 1:27.784 1:47.113 290.8 1:08:43.459	9 2 3:46.145 35.771 1:24.625 1:45.749 322.9 1:12:29.604	10 2 3:45.859 35.776 1:24.990 1:45.093 324.9 1:16:15.463	11 2 3:47.625 35.819 1:24.587 1:47.219 323.9 1:20:03.088	12 2 3:44.035 35.308 1:24.179 1:44.548 322.9 1:23:47.123	13 2 3:46.580 37.242 1:25.462 1:43.876 312.7 1:27:33.703	14 2 3:44.587 36.342 1:24.187 1:44.058 322.9 1:31:18.290	15 2 3:43.887 35.794 1:23.451 1:44.642 323.9 1:35:02.177	16 2 4:40.058B 35.515 2:07.455 1:57.088 322.9 1:39:42.235	17 3 11:54.564 8:42.519 1:21.695 1:50.350 322.9 1:51:36.799	18 3 3:30.425 33.190 1:20.277 1:36.958 327.8 1:55:07.224	19 3 3:34.971 33.075 1:20.231 1:41.665 329.8 1:58:42.195		
			23 Panis Barthez Competition 1.René BINDER 3.William STEVENS 2.Julien CANAL Ligier JSP217 - Gibson LMP2	1 3 4:22.320 1:14.742 1:24.520 1:43.058 281.0 4:22.320	2 3 3:27.790 32.771 1:19.889 1:35.130 328.8 7:50.110	3 3 3:40.258B 33.937 1:20.879 1:45.442 310.9 11:30.368	4 2 5:44.480 2:41.751 1:22.222 1:40.507 324.9 17:14.848		5 2 3:35.203 33.980 1:21.718 1:39.505 325.8 20:50.051	6 2 3:32.599 33.752 1:21.357 1:37.490 325.8 24:22.650	7 2 6:58.557B 34.323 3:09.584 3:14.650 291.6 31:21.207	8 1 43:58.149 ... 1:26.537 1:41.267 265.1 1:15:19.356	9 1 3:34.756 34.205 1:21.579 1:38.972 323.9 1:18:54.112	10 1 3:36.960 34.339 1:21.261 1:41.360 324.9 1:22:31.072	11 1 3:41.520B 33.900 1:20.963 1:46.657 324.9 1:26:12.592	12 1 5:32.003 2:26.567 1:22.817 1:42.619 322.9 1:31:44.595	13 1 3:34.614 34.009 1:21.551 1:39.054 325.8 1:35:19.209	14 1 4:26.517 34.121 2:06.509 1:45.887 327.8 1:39:45.726	15 1 3:41.278B 34.053 1:21.531 1:45.694 324.9 1:43:27.004	16 2 4:51.292 1:44.833 1:22.894 1:43.565 324.9 1:48:18.296	17 2 3:37.975 34.079 1:21.638 1:42.258 327.8 1:51:56.271	18 2 3:34.468 34.033 1:21.571 1:38.864 324.9 1:55:30.739	19 2 3:36.934 34.195 1:21.331 1:41.408 325.8 1:59:07.673	20 2 3:33.447 33.815 1:21.018 1:38.614 325.8 2:02:41.120
				25 Algarve Pro Racing 1.David ZOLLINGER 3.John FALB 2.Andrea PIZZITOLA Oreca 07 - Gibson LMP2	1 2 4:41.294 1:33.932 1:25.736 1:41.626 288.5 4:41.294	2 2 3:32.675 34.274 1:20.738 1:37.663 322.9 8:13.969	3 2 3:28.457 33.196 1:20.085 1:35.176 322.9 11:42.426		4 2 3:37.218B 33.164 1:19.886 1:44.168 326.8 15:19.644	5 1 10:49.915B 7:18.139 1:23.561 2:08.215 322.0 26:09.559	6 1 28:30.306 ... 1:26.655 1:41.754 277.4 54:39.865	7 1 3:41.224 34.611 1:23.294 1:43.319 327.8 58:21.089												





FIA WEC 87° Edition des 24 Heures du Mans Qualifying Practice 2

Sector Analysis



Personal Best Session Best B Crossing the finish line in pit lane

Table with columns: Lap, D, Time, Sector 1, Sector 2, Sector 3, T. Spd, Elapsed. Contains data for three teams: G-Drive Racing, Racing Team Nederland, and TDS Racing.





FIA WEC

87^e Edition des 24 Heures du Mans

Qualifying Practice 2

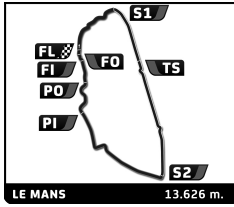
Sector Analysis



■ Personal Best ■ Session Best B Crossing the finish line in pit lane

Lap	D	Time	Sector 1	Sector 2	Sector 3	T. Spd	Elapsed	Lap	D	Time	Sector 1	Sector 2	Sector 3	T. Spd	Elapsed
38 Jackie Chan DC Racing Orega 07 - Gibson								1.Ho-Pin TUNG 3.Gabriel AUBRY LMP2							
2.Stéphane RICHELMI															
1	2	4:11.330	1:06.239	1:23.710	1:41.381	302.2	4:11.330	8	2	30:23.784	...	1:24.000	1:41.076	293.2	1:03:18.376
2	2	3:36.238	33.921	1:19.858	1:42.459	332.9	7:47.568	9	2	3:37.718	34.062	1:21.657	1:41.999	327.8	1:06:56.094
3	2	3:26.821	32.630	1:19.080	1:35.111	331.8	11:14.389	10	2	3:37.799	33.729	1:21.023	1:43.047	327.8	1:10:33.893
4	2	3:39.611 B	34.815	1:21.216	1:43.580	329.8	14:54.000	11	2	3:34.347	33.437	1:20.806	1:40.104	327.8	1:14:08.240
5	3	16:25.445 B	9:57.293	3:14.465	3:13.687	281.0	31:19.445	12	2	3:31.079	33.557	1:20.705	1:36.817	326.8	1:17:39.319
6	3	22:27.858	...	1:22.595	1:37.736	323.9	53:47.303	13	2	3:31.901	33.275	1:21.685	1:36.941	315.4	1:21:11.220
7	3	3:30.248	33.735	1:20.692	1:35.821	329.8	57:17.551	14	2	3:42.292 B	34.524	1:21.661	1:46.107	326.8	1:24:53.512
8	3	3:31.178	33.831	1:20.013	1:37.334	330.8	1:00:48.729	15	1	5:05.520	1:53.728	1:25.035	1:46.757	323.9	1:29:59.032
9	3	3:34.121	35.515	1:21.719	1:36.887	329.8	1:04:22.850	16	1	3:44.389	35.424	1:24.933	1:44.032	310.9	1:33:43.421
10	3	3:30.673	33.388	1:19.976	1:37.309	329.8	1:07:53.523	17	1	4:40.661	35.287	2:10.041	1:55.333	324.9	1:38:24.082
11	3	3:59.196 B	34.167	1:21.450	2:03.579	329.8	1:11:52.719	18	1	4:08.056	36.888	1:45.563	1:45.605	322.9	1:42:32.138
12	3	8:05.752	4:38.617	1:32.245	1:54.890	328.8	1:19:58.471	19	1	3:41.438	34.963	1:23.270	1:43.205	323.9	1:46:13.576
13	3	3:28.641	32.920	1:19.655	1:36.066	331.8	1:23:27.112	20	1	3:40.995	34.977	1:22.942	1:43.076	323.9	1:49:54.571
14	3	3:41.604 B	32.858	1:20.108	1:48.638	329.8	1:27:08.716	21	1	3:43.758	35.920	1:23.110	1:44.728	323.9	1:53:38.329
15	1	5:26.535	2:25.651	1:21.526	1:39.358	328.8	1:32:35.251	22	1	3:43.558	35.427	1:25.068	1:43.063	320.1	1:57:21.887
16	1	3:32.100	33.592	1:20.141	1:38.367	330.8	1:36:07.351	23	1	3:44.247	35.352	1:23.914	1:44.981	322.0	2:01:06.134
17	1	4:32.908 B	33.392	2:05.059	1:54.457	332.9	1:40:40.259								
18	1	13:41.902	...	1:28.486	1:44.946	282.5	1:54:22.161								
19	1	3:40.563	35.137	1:22.538	1:42.888	298.0	1:58:02.724								
20	1	3:57.136 B	34.833	1:33.729	1:48.574	325.8	2:01:59.860								
39 Graff Orega 07 - Gibson								1.Tristan GOMMENDY 3.Jonathan HIRSCHI LMP2							
2.Vincent CAPILLAIRE															
1	3	4:19.146	1:10.861	1:22.297	1:45.988	305.6	4:19.146	1	2	4:09.578	1:02.042	1:25.545	1:41.991	266.5	4:09.578
2	3	3:29.719	32.489	1:19.556	1:37.674	329.8	7:48.865	2	2	3:28.942	33.185	1:19.910	1:35.847	327.8	7:38.520
3	3	3:29.750	32.739	1:19.225	1:37.786	327.8	11:18.615	3	2	3:50.021 B	32.510	1:25.522	1:51.989	322.9	11:28.541
4	3	3:39.107 B	33.231	1:20.940	1:44.936	330.8	14:57.722	4	2	6:58.231	3:52.465	1:22.709	1:43.057	298.8	18:26.772
5	1	39:16.003	...	1:26.030	1:45.859	303.9	54:13.725	5	2	3:37.082	34.170	1:22.299	1:40.613	315.4	22:03.854
6	1	3:36.962	33.418	1:21.088	1:42.456	326.8	57:50.687	6	2	3:46.315 B	33.533	1:20.983	1:51.799	324.9	25:50.169
7	1	3:32.636	33.639	1:21.326	1:37.671	320.1	1:01:23.323	7	1	28:15.041	...	1:25.373	1:41.680	291.6	54:05.210
8	1	3:39.787 B	33.317	1:21.020	1:45.450	325.8	1:05:03.110	8	1	3:38.011	34.890	1:22.770	1:40.351	326.8	57:43.221
9	1	14:23.158	...	1:21.412	1:36.582	318.2	1:19:26.268	9	1	3:37.351	34.923	1:22.570	1:39.858	324.9	1:01:20.572
10	1	3:28.426	32.965	1:20.021	1:35.440	328.8	1:22:54.694	10	1	3:41.776	35.373	1:23.633	1:42.770	327.8	1:05:02.348
11	1	3:31.220	33.192	1:20.368	1:37.660	327.8	1:26:25.914	11	1	3:51.413 B	35.206	1:24.857	1:51.350	329.8	1:08:53.761
12	1	3:34.078	34.923	1:21.603	1:37.552	326.8	1:29:59.992	12	1	45:05.960	...	1:24.936	1:50.753	314.5	1:53:59.721
13	1	3:41.316 B	34.756	1:20.866	1:45.694	326.8	1:33:41.308	13	1	3:45.214	37.282	1:24.937	1:42.995	322.9	1:57:44.935
14	2	5:43.284	1:49.819	2:07.028	1:46.437	324.9	1:39:24.592	14	1	3:40.731	35.278	1:23.312	1:42.141	322.9	2:01:25.666
15	2	3:31.603	33.274	1:21.251	1:37.078	328.8	1:42:56.195								
16	2	3:35.078	34.453	1:21.147	1:39.478	329.8	1:46:31.273								
17	2	3:30.581	33.542	1:20.463	1:36.576	329.8	1:50:01.854								
18	2	3:31.473	33.146	1:19.947	1:38.380	331.8	1:53:33.327								
19	2	3:30.196	33.215	1:20.238	1:36.743	329.8	1:57:03.523								
20	2	3:38.958 B	33.708	1:20.632	1:44.618	333.9	2:00:42.481								
43 RLR M Sport / Tower Events Orega 07 - Gibson								1.John FARANO 3.Norman NATO LMP2							
2.Arjun MAINI															
1	3	4:10.448	55.857	1:30.842	1:43.749	257.6	4:10.448	1	3	5:28.471 B	2:17.532	1:26.079	1:44.860	301.3	5:28.471
2	3	3:31.650	33.753	1:20.332	1:37.565	318.2	7:42.098	2	3	8:47.363	5:47.027	1:21.274	1:39.062	322.9	14:15.834
3	3	3:29.909	33.212	1:19.719	1:36.978	328.8	11:12.007	3	3	3:36.592 B	33.376	1:20.503	1:42.713	325.8	17:52.426
4	3	3:29.137	32.942	1:19.849	1:36.346	325.8	14:41.144	4	3	35:51.366	...	1:23.731	1:37.407	317.2	53:43.792
5	3	4:00.060 B	35.333	1:22.275	2:02.452	325.8	18:41.204	5	3	3:28.172	33.062	1:19.815	1:35.295	324.9	57:11.964
6	2	6:18.512	3:13.219	1:23.387	1:41.906	309.1	24:59.716	6	3	3:29.120	33.109	1:20.066	1:35.945	326.8	1:00:41.084
7	2	7:54.876 B	48.180	4:18.418	2:48.278	79.5	32:54.592	7	3	3:31.119	33.786	1:21.073	1:36.260	325.8	1:04:12.203
								8 3:39.314 B 33.951 1:20.500 1:44.863 327.8 1:07:51.517							
								9 1:52:07.717 2:19.228 1:22.333 1:39.156 321.0 1:13:12.234							
								10 1:3:35.279 34.236 1:22.478 1:38.565 325.8 1:16:47.513							
								11 1:3:32.250 33.880 1:21.151 1:37.219 326.8 1:20:19.763							
								12 1:3:42.801 B 34.067 1:22.251 1:46.483 325.8 1:24:02.564							
								13 1:8:03.805 B 4:51.886 1:23.838 1:48.081 327.8 1:32:06.369							
								14 2:9:51.959 5:57.596 2:08.304 1:46.059 310.9 1:41:58.328							
								15 2:3:39.265 B 34.579 1:21.459 1:43.227 322.9 1:45:37.593							
								16 2:6:22.881 3:20.165 1:21.649 1:40.567 327.8 1:51:59.974							
								17 2:3:27.304 33.457 1:19.324 1:35.023 327.8 1:55:27.778							
								18 2:3:36.775 32.805 1:21.230 1:42.740 327.8 1:59:04.553							
								19 2:3:43.232 B 32.772 1:19.649 1:50.811 326.8 2:02:47.785							





FIA WEC 87° Edition des 24 Heures du Mans Qualifying Practice 2

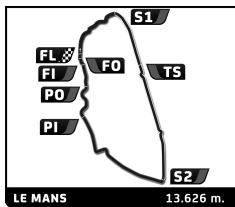
Sector Analysis



Personal Best Session Best B Crossing the finish line in pit lane

Table with columns: Lap, D, Time, Sector 1, Sector 2, Sector 3, T. Spd, Elapsed. Contains data for drivers 49, 50, 51, 54, 55, 56, and 57.





FIA WEC

87^e Edition des 24 Heures du Mans

Qualifying Practice 2

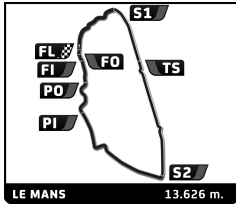
Sector Analysis



■ Personal Best ■ Session Best B Crossing the finish line in pit lane

Lap	D	Time	Sector 1	Sector 2	Sector 3	T. Spd	Elapsed	Lap	D	Time	Sector 1	Sector 2	Sector 3	T. Spd	Elapsed		
7	1	26:04.987	...	1:35.689	1:58.458	283.9	55:20.098	13	1	3:59.958	37.834	1:31.721	1:50.403	288.5	1:15:38.609		
8	1	4:07.603	39.447	1:33.430	1:54.726	286.2	59:27.701	14	1	4:01.843	37.687	1:32.781	1:51.375	261.9	1:19:40.452		
9	1	4:13.167	40.270	1:34.674	1:58.223	229.2	1:03:40.868	15	1	4:02.755	38.171	1:33.287	1:51.297	255.1	1:23:43.207		
10	1	4:07.481	39.798	1:34.161	1:53.522	285.4	1:07:48.349	16	1	4:01.373	38.842	1:32.103	1:50.428	288.5	1:27:44.580		
11	1	4:19.222	B	40.495	1:34.631	2:04.096	283.9	1:12:07.571	17	1	4:06.936	B	37.637	1:31.659	1:57.640	289.3	1:31:51.516
12	3	5:33.603	2:07.670	1:33.234	1:52.699	284.7	1:17:41.174	18	3	6:13.983	2:05.049	2:12.410	1:56.524	286.9	1:38:05.499		
13	3	3:57.085	37.531	1:30.999	1:48.555	290.0	1:21:38.259	19	3	4:35.174	B	38.103	2:00.108	1:56.963	287.7	1:42:40.673	
14	3	4:03.275	B	37.777	1:30.533	1:54.965	291.6	1:25:41.534	20	3	4:46.029	1:21.044	1:32.878	1:52.107	286.9	1:47:26.702	
15	3	5:22.663	1:58.992	1:31.600	1:52.071	287.7	1:31:04.197	21	3	3:56.120	36.784	1:30.913	1:48.423	290.8	1:51:22.822		
16	3	3:55.401	36.582	1:30.707	1:48.112	290.0	1:34:59.598	22	3	4:09.846	36.854	1:30.248	2:02.744	291.6	1:55:32.668		
17	3	5:13.023	36.619	2:11.637	2:24.767	289.3	1:40:12.621	23	3	3:56.558	36.968	1:30.508	1:49.082	290.0	1:59:29.226		
18	3	4:04.444	37.523	1:30.290	1:56.631	289.3	1:44:17.065	24	3	4:06.858	B	39.038	1:31.408	1:56.412	289.3	2:03:36.084	
19	3	4:03.715	B	36.691	1:31.285	1:55.739	291.6	1:48:20.780	62 WeatherTech Racing 1.Cooper MACNEIL 2.Toni VILANDER 3.Robert SMITH Ferrari 488 GTE LMGTE Am								
20	3	4:48.536	1:18.546	1:36.618	1:53.372	288.5	1:53:09.316	1	3	4:40.909	1:09.660	1:35.702	1:55.547	282.5	4:40.909		
21	3	3:57.443	38.938	1:30.419	1:48.086	290.0	1:57:06.759	2	3	4:06.854	38.766	1:33.685	1:54.403	286.2	8:47.763		
22	3	3:53.474	36.828	1:29.661	1:46.985	290.8	2:01:00.233	3	3	4:05.790	38.642	1:33.493	1:53.655	285.4	12:53.553		
60 Kessel Racing 1.Claudio SCHIAVONI 2.Sergio PIANEZOLA 3.Andrea PICCINI Ferrari 488 GTE LMGTE Am								4	3	4:04.989	38.753	1:33.648	1:52.588	285.4	16:58.542		
1	1	5:19.281	1:41.075	1:38.070	2:00.136	259.4	5:19.281	5	3	4:05.952	40.167	1:33.534	1:52.251	287.7	21:04.494		
2	1	4:18.808	40.258	1:37.011	2:01.539	260.7	9:38.089	6	3	4:04.604	39.014	1:33.304	1:52.286	286.9	25:09.098		
3	1	4:14.269	40.256	1:35.953	1:58.060	273.9	13:52.358	7	3	8:20.827	B	1:05.755	4:20.983	2:54.089	79.0	33:29.925	
4	1	4:13.608	41.321	1:35.449	1:56.838	283.9	18:05.966	8	3	21:32.728	...	1:37.275	1:55.563	281.7	55:02.653		
5	1	4:12.412	39.981	1:34.687	1:57.744	284.7	22:18.378	9	3	4:07.904	39.554	1:33.702	1:54.648	285.4	59:10.557		
6	1	5:44.040	B	40.060	1:35.796	3:28.184	284.7	28:02.418	10	3	4:06.935	39.452	1:33.413	1:54.070	287.7	1:03:17.492	
7	2	26:53.371	...	1:35.532	1:53.971	284.7	54:55.789	11	3	4:06.863	39.317	1:33.943	1:53.603	283.9	1:07:24.355		
8	2	4:04.629	39.985	1:33.307	1:51.337	289.3	59:00.418	12	3	4:05.792	38.901	1:33.551	1:53.340	283.2	1:11:30.147		
9	2	3:58.375	37.803	1:31.430	1:49.142	285.4	1:02:58.793	13	3	4:05.505	38.906	1:33.801	1:52.798	282.5	1:15:35.652		
10	2	3:59.430	37.466	1:31.313	1:50.651	288.5	1:06:58.223	14	3	4:11.678	B	38.591	1:33.484	1:59.603	281.7	1:19:47.330	
11	2	4:00.838	37.651	1:32.458	1:50.729	273.2	1:10:59.061	15	2	5:44.944	2:22.484	1:32.749	1:49.711	283.2	1:25:32.274		
12	2	3:57.729	37.561	1:31.120	1:49.048	290.8	1:14:56.790	16	2	3:57.810	37.317	1:31.345	1:49.148	286.9	1:29:30.084		
13	2	4:06.744	B	37.658	1:31.668	1:57.418	289.3	1:19:03.534	17	2	3:55.938	37.121	1:30.878	1:47.939	286.2	1:33:26.022	
14	3	6:45.675	3:18.837	1:35.039	1:51.799	284.7	1:25:49.209	18	2	4:54.753	B	37.401	2:15.291	2:02.061	288.5	1:38:20.775	
15	3	4:12.195	37.051	1:35.022	2:00.122	289.3	1:30:01.404	19	2	6:45.915	3:19.355	1:34.158	1:52.402	276.7	1:45:06.690		
16	3	3:56.248	37.283	1:30.836	1:48.129	280.3	1:33:57.652	20	2	3:54.350	36.636	1:30.216	1:47.498	288.5	1:49:01.040		
17	3	4:48.156	36.863	2:12.125	1:59.168	289.3	1:38:45.808	21	2	4:03.707	36.952	1:30.774	1:55.981	290.0	1:53:04.747		
18	3	3:55.147	36.881	1:30.418	1:47.848	289.3	1:42:40.955	22	2	3:54.953	36.846	1:30.684	1:47.423	288.5	1:56:59.700		
19	3	3:53.990	36.824	1:29.760	1:47.406	294.0	1:46:34.945	23	2	3:54.544	36.731	1:30.206	1:47.607	290.8	2:00:54.244		
20	3	4:01.413	B	36.546	1:30.098	1:54.769	290.8	1:50:36.358	63 Corvette Racing 1.Jan MAGNUSSEN 2.Antonio GARCIA 3.Mike ROCKENFELLER Chevrolet Corvette C7.R LMGTE Pro								
21	1	6:12.257	2:34.888	1:35.969	2:01.400	288.5	1:56:48.615	1	3	5:30.758	2:10.020	1:32.251	1:48.487	273.9	5:30.758		
22	1	4:34.990	B	44.292	1:38.231	2:12.467	253.3	2:01:23.605	2	3	3:53.922	36.969	1:29.645	1:47.308	293.2	9:24.680	
61 Clearwater Racing 1.Luis PEREZ-COMPANC 2.Matthew GRIFFIN 3.Matteo CRESSONI Ferrari 488 GTE LMGTE Am								3	3	3:53.477	36.454	1:29.826	1:47.197	291.6	13:18.157		
1	2	4:23.985	56.365	1:33.003	1:54.617	281.7	4:23.985	4	3	3:52.759	36.770	1:29.571	1:46.418	292.4	17:10.916		
2	2	3:58.295	37.452	1:31.290	1:49.553	286.2	8:22.280	5	3	3:53.798	36.657	1:29.173	1:47.968	294.8	21:04.714		
3	2	4:05.267	B	37.696	1:31.640	1:55.931	286.2	12:27.547	6	3	4:00.704	B	36.680	1:30.182	1:53.842	294.8	25:05.418
4	2	5:04.557	1:41.839	1:31.935	1:50.783	288.5	17:32.104	7	3	29:57.376	...	1:30.928	1:47.550	289.3	55:02.794		
5	2	3:56.147	37.065	1:31.019	1:48.063	287.7	21:28.251	8	3	3:55.528	37.681	1:30.318	1:47.529	292.4	58:58.322		
6	2	4:00.927	37.503	1:31.121	1:52.303	287.7	25:29.178	9	3	3:52.698	36.726	1:29.231	1:46.741	293.2	1:02:51.020		
7	2	8:53.828	B	1:25.659	4:20.259	3:07.910	78.8	34:23.006	10	3	3:52.120	36.399	1:29.040	1:46.681	293.2	1:06:43.140	
8	1	21:12.093	...	1:36.044	1:52.775	271.8	55:35.099	11	3	4:01.229	B	37.012	1:29.953	1:54.264	293.2	1:10:44.369	
9	1	4:02.915	37.667	1:33.362	1:51.886	286.2	59:38.014	12	2	5:45.600	2:27.659	1:30.340	1:47.601	290.8	1:16:29.969		
10	1	4:00.456	38.115	1:32.113	1:50.228	290.8	1:03:38.470	13	2	3:54.854	36.657	1:30.293	1:47.904	291.6	1:20:24.823		
11	1	4:00.384	37.661	1:32.233	1:50.490	287.7	1:07:38.854	14	2	3:52.734	36.638	1:29.120	1:46.976	293.2	1:24:17.557		
12	1	3:59.797	37.576	1:32.355	1:49.866	286.2	1:11:38.651	15	2	3:51.903	36.479	1:28.801	1:46.623	294.0	1:28:09.460		





FIA WEC 87^e Edition des 24 Heures du Mans Qualifying Practice 2

Sector Analysis



Personal Best Session Best B Crossing the finish line in pit lane

Lap	D	Time	Sector 1	Sector 2	Sector 3	T. Spd	Elapsed	Lap	D	Time	Sector 1	Sector 2	Sector 3	T. Spd	Elapsed		
16	2	3:58.795	B	36.612	1:29.080	1:53.103	294.0	1:32:08.255	4	1	3:53.601	36.894	1:30.037	1:46.670	294.8	17:02.227	
17	2	12:30.009		9:10.486	1:32.018	1:47.505	287.7	1:44:38.264	5	1	3:54.096	36.932	1:30.077	1:47.087	294.8	20:56.323	
18	2	3:59.837		36.973	1:30.112	1:52.752	287.7	1:48:38.101	6	1	3:52.831	36.501	1:29.408	1:46.922	294.0	24:49.154	
19	2	3:49.900		36.028	1:28.435	1:45.437	294.8	1:52:28.001	7	1	8:01.300	B	46.267	4:19.078	2:55.955	79.1	32:50.454
20	2	3:49.424		36.146	1:27.874	1:45.404	298.0	1:56:17.425	8	3	22:54.366		1:31.860	1:47.859	277.4	55:44.820	
21	2	4:06.340	B	37.236	1:30.303	1:58.801	294.0	2:00:23.765	9	3	3:53.425		36.433	1:29.475	1:47.517	294.0	59:38.245

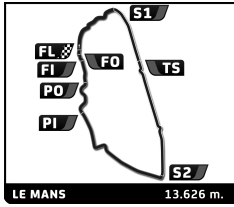
64		Corvette Racing	3.Marcel FÄSSLER		Chevrolet Corvette C7.R		LMGTE Pro	
1	3	5:37.638		2:17.322	1:32.335	1:47.981	285.4	5:37.638
2	3	3:54.042		36.840	1:29.994	1:47.208	291.6	9:31.680
3	3	3:52.933		36.524	1:29.764	1:46.645	291.6	13:24.613
4	3	3:53.969		36.646	1:29.612	1:47.711	293.2	17:18.582
5	3	3:53.104		36.505	1:29.766	1:46.833	293.2	21:11.686
6	3	4:00.395	B	36.850	1:29.788	1:53.757	293.2	25:12.081
7	3	29:12.398		...	1:31.023	1:48.423	286.2	54:24.479
8	3	3:56.189		37.302	1:29.975	1:48.912	295.6	58:20.668
9	3	3:53.049		36.864	1:29.445	1:46.740	291.6	1:02:13.717
10	3	3:52.808		36.604	1:29.412	1:46.792	290.8	1:06:06.525
11	3	4:00.291	B	36.652	1:29.751	1:53.888	291.6	1:10:06.816
12	2	7:00.116		3:37.911	1:30.713	1:51.492	279.5	1:17:06.932
13	2	3:54.917		36.894	1:29.710	1:48.313	296.4	1:21:01.849
14	2	3:55.093		37.028	1:29.932	1:48.133	295.6	1:24:56.942
15	2	4:07.408	B	37.034	1:33.311	1:57.063	270.4	1:29:04.350
16	2	6:18.479	B	2:53.801	1:30.338	1:54.340	290.0	1:35:22.829
17	2	8:52.964		5:35.168	1:29.982	1:47.814	290.8	1:44:15.793
18	2	3:52.835		36.271	1:29.009	1:47.555	297.2	1:48:08.628
19	2	3:51.852		36.145	1:29.055	1:46.652	294.0	1:52:00.480
20	2	3:52.106		36.808	1:28.917	1:46.381	294.0	1:55:52.586
21	2	3:51.278		36.476	1:28.823	1:45.979	294.0	1:59:43.864
22	2	3:51.011		36.066	1:28.821	1:46.124	294.0	2:03:34.875

66		Ford Chip Ganassi Team UK	3.Billy JOHNSON		Ford GT		LMGTE Pro	
1	1	5:58.160		2:38.058	1:32.671	1:47.431	287.7	5:58.160
2	1	3:51.875		36.340	1:29.555	1:45.980	291.6	9:50.035
3	1	3:51.831		36.447	1:29.454	1:45.930	294.8	13:41.866
4	1	4:00.383	B	36.238	1:30.879	1:53.266	294.0	17:42.249
5	1	38:01.388		...	1:31.325	1:47.687	288.5	55:43.637
6	1	3:53.804		36.365	1:29.344	1:48.095	293.2	59:37.441
7	1	4:01.348	B	36.691	1:30.285	1:54.372	294.0	1:03:38.789
8	1	10:02.835		6:44.131	1:30.391	1:48.313	290.8	1:13:41.624
9	1	3:51.601		36.331	1:29.107	1:46.163	296.4	1:17:33.225
10	1	4:01.510	B	36.871	1:30.899	1:53.740	292.4	1:21:34.735
11	2	8:51.052		5:32.393	1:30.597	1:48.062	290.8	1:30:25.787
12	2	3:54.020		36.907	1:29.447	1:47.666	293.2	1:34:19.807
13	2	4:41.103		36.378	2:11.158	1:53.567	294.0	1:39:00.910
14	2	4:00.114	B	37.477	1:29.414	1:53.223	294.0	1:43:01.024
15	3	5:25.531		2:02.851	1:34.160	1:48.520	294.0	1:48:26.555
16	3	4:09.183	B	36.981	1:30.031	2:02.171	295.6	1:52:35.738

67		Ford Chip Ganassi Team UK	3.Jonathan BOMARITO		Ford GT		LMGTE Pro	
1	1	5:19.461		1:59.773	1:30.659	1:49.029	291.6	5:19.461
2	1	3:53.726		36.823	1:29.848	1:47.055	294.0	9:13.187
3	1	3:55.439		37.008	1:29.728	1:48.703	294.8	13:08.626

68		Ford Chip Ganassi Team USA	3.Sébastien BOURDAIS		Ford GT		LMGTE Pro	
1	2	6:51.882		2:04.161	2:58.367	1:49.354	235.7	6:51.882
2	2	3:55.721		37.739	1:30.595	1:47.387	294.0	10:47.603
3	2	3:55.968		38.433	1:30.037	1:47.498	294.8	14:43.571
4	2	3:52.599		37.124	1:28.982	1:46.493	297.2	18:36.170
5	2	3:52.120		36.548	1:29.205	1:46.367	296.4	22:28.290
6	2	5:35.521	B	37.566	1:30.500	3:27.455	294.8	28:03.811
7	2	27:36.339		...	1:35.778	1:51.127	278.8	55:40.150
8	2	3:51.185		36.043	1:29.089	1:46.053	296.4	59:31.335
9	2	4:03.375	B	36.892	1:31.720	1:54.763	255.7	1:03:34.710
10	1	9:16.482		5:57.312	1:31.174	1:47.996	290.0	1:12:51.192
11	1	3:52.170		36.588	1:29.263	1:46.319	294.0	1:16:43.362
12	1	3:59.162	B	36.448	1:29.154	1:53.560	298.0	1:20:42.524
13	1	10:55.347		7:37.457	1:30.798	1:47.092	290.8	1:31:37.871
14	1	4:01.407	B	36.894	1:30.058	1:54.455	296.4	1:35:39.278
15	1	10:53.277		7:35.618	1:30.644	1:47.015	290.0	1:46:32.555
16	1	3:52.912		36.257	1:29.693	1:46.962	293.2	1:50:25.467
17	1	3:50.486		36.193	1:28.779	1:45.514	295.6	1:54:15.953
18	1	4:02.872	B	37.323	1:29.913	1:55.636	295.6	1:58:18.825

69		Ford Chip Ganassi Team USA	3.Scott DIXON		Ford GT		LMGTE Pro	
1	2	4:43.623		1:23.774	1:31.179	1:48.670	283.2	4:43.623
2	2	3:51.404		36.493	1:29.043	1:45.868	294.8	8:35.027
3	2	4:00.653	B	36.349	1:30.447	1:53.857	294.0	12:35.680
4	2	10:58.389		7:41.372	1:30.120	1:46.897	291.6	23:34.069
5	2	6:33.029	B	36.564	2:07.438	3:49.027	294.0	30:07.098
6	2	24:31.669		...	1:33.793	1:50.377	294.8	54:38.767
7	2	3:59.710		38.393	1:32.847	1:48.470	290.0	58:38.477
8	2	3:52.787		36.652	1:28.946	1:47.189	296.4	1:02:31.264
9	2	3:51.819		36.529	1:29.062	1:46.228	296.4	1:06:23.083
10	2	3:57.422	B	36.387	1:28.804	1:52.231	296.4	1:10:20.505
11	2	8:22.681		5:05.883	1:29.270	1:47.528	294.8	1:18:43.186
12	2	3:50.568		36.160	1:28.594	1:45.814	299.7	1:22:33.754



FIA WEC

87^e Edition des 24 Heures du Mans

Qualifying Practice 2

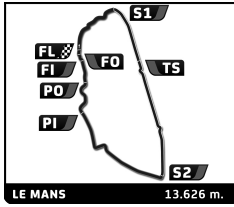
Sector Analysis



■ Personal Best ■ Session Best B Crossing the finish line in pit lane

Lap	D	Time	Sector 1	Sector 2	Sector 3	T. Spd	Elapsed	Lap	D	Time	Sector 1	Sector 2	Sector 3	T. Spd	Elapsed
70 MR Racing Ferrari 488 GTE LMGTE Am															
1. Motoaki ISHIKAWA			3. Edward CHEEVER												
2. Olivier BERETTA															
1	1	6:12.152	2:38.312	1:37.942	1:55.898	277.4	6:12.152								
2	1	4:03.008	38.282	1:32.613	1:52.113	286.2	10:15.160								
3	1	4:02.152	37.888	1:32.246	1:52.018	289.3	14:17.312								
4	1	4:02.784	38.230	1:32.885	1:51.669	286.2	18:20.096								
5	1	4:13.143	B 38.888	1:33.447	2:00.808	287.7	22:33.239								
6	1	32:28.315	...	1:37.494	1:58.108	263.9	55:01.554								
7	1	4:06.888	38.620	1:33.917	1:54.351	289.3	59:08.442								
8	1	4:04.430	38.863	1:32.848	1:52.719	289.3	1:03:12.872								
9	1	4:03.971	38.572	1:32.695	1:52.704	288.5	1:07:16.843								
10	1	4:11.510	B 38.173	1:32.766	2:00.571	286.9	1:11:28.353								
11	3	5:33.025	2:10.528	1:32.491	1:50.006	285.4	1:17:01.378								
12	3	3:59.144	38.437	1:31.768	1:48.939	292.4	1:21:00.522								
13	3	3:56.803	37.309	1:31.311	1:48.183	288.5	1:24:57.325								
14	3	3:58.321	37.330	1:31.875	1:49.116	291.6	1:28:55.646								
15	3	3:57.694	38.168	1:30.885	1:48.641	292.4	1:32:53.340								
16	3	4:04.022	37.243	1:30.880	1:55.899	289.3	1:36:57.362								
17	3	4:52.478	B 36.948	2:11.470	2:04.060	290.0	1:41:49.840								
18	3	7:32.020	B 4:04.421	1:31.264	1:56.335	290.0	1:49:21.860								
19	2	5:13.506	1:49.668	1:32.572	1:51.266	283.2	1:54:35.366								
20	2	3:55.906	37.076	1:30.414	1:48.416	292.4	1:58:31.272								
21	2	4:14.892	B 37.363	1:37.072	2:00.457	290.0	2:02:46.164								
71 AF Corse Ferrari 488 GTE EVO LMGTE Pro															
1. Davide RIGON			3. Miguel MOLINA												
2. Sam BIRD															
1	1	8:09.467	4:49.760	1:31.430	1:48.277	287.7	8:09.467								
2	1	3:53.122	36.633	1:29.681	1:46.808	293.2	12:02.589								
3	1	3:52.680	36.678	1:29.400	1:46.602	296.4	15:55.269								
4	1	3:52.418	36.552	1:29.248	1:46.618	292.4	19:47.687								
5	1	3:53.917	37.365	1:29.100	1:47.452	293.2	23:41.604								
6	1	6:59.836	B 36.627	2:16.208	4:07.001	295.6	30:41.440								
7	3	24:35.137	...	1:32.613	1:51.224	289.3	55:16.577								
8	3	3:56.043	37.177	1:30.143	1:48.723	291.6	59:12.620								
9	3	3:54.173	37.106	1:29.938	1:47.129	295.6	1:03:06.793								
10	3	3:53.138	36.880	1:29.318	1:46.940	295.6	1:06:59.931								
11	3	3:52.886	36.741	1:29.290	1:46.855	294.8	1:10:52.817								
12	3	3:52.953	36.945	1:29.272	1:46.736	294.8	1:14:45.770								
13	3	3:53.479	36.665	1:29.559	1:47.255	291.6	1:18:39.249								
14	3	4:02.550	B 37.084	1:30.211	1:55.255	292.4	1:22:41.799								
15	2	6:07.984	2:49.065	1:31.568	1:47.351	294.8	1:28:49.783								
16	2	3:51.334	36.264	1:28.859	1:46.211	294.0	1:32:41.117								
17	2	4:04.908	B 37.500	1:29.784	1:57.624	293.2	1:36:46.025								
18	2	11:22.207	B 4:44.637	3:08.662	3:28.908	117.2	1:48:08.232								
19	2	4:58.912	1:38.531	1:31.325	1:49.056	286.2	1:53:07.144								
20	2	3:50.623	36.268	1:28.470	1:45.885	297.2	1:56:57.767								
21	2	3:58.216	B 36.587	1:28.661	1:52.968	294.8	2:00:55.983								
77 Dempsey - Proton Racing Porsche 911 RSR LMGTE Am															
1. Matt CAMPBELL			3. Julien ANDLAUER												
2. Christian RIED															
1	1	5:40.184	B 2:07.810	1:35.288	1:57.086	247.0	5:40.184								
2	1	7:22.589	4:01.951	1:31.607	1:49.031	286.9	13:02.773								
3	1	3:56.145	37.217	1:30.091	1:48.837	289.3	16:58.918								
4	1	3:58.659	38.299	1:30.270	1:50.090	289.3	20:57.577								
5	1	4:04.783	B 36.617	1:33.892	1:54.274	292.4	25:02.360								
6	1	30:27.154	...	1:33.482	1:48.806	252.8	55:29.514								
7	1	3:58.425	37.097	1:30.285	1:51.043	288.5	59:27.939								
8	1	3:57.409	37.890	1:30.557	1:48.962	287.7	1:03:25.348								
9	1	4:05.384	B 36.866	1:29.781	1:58.737	291.6	1:07:30.732								
10	2	7:54.717	4:28.256	1:33.034	1:53.427	284.7	1:15:25.449								
11	2	4:02.602	38.108	1:32.737	1:51.757	286.2	1:19:28.051								
12	2	4:01.943	38.278	1:32.226	1:51.439	285.4	1:23:29.994								
13	2	4:01.487	38.115	1:32.344	1:51.028	285.4	1:27:31.481								
14	2	4:02.972	38.206	1:32.286	1:52.480	287.7	1:31:34.453								
15	2	4:28.745	B 37.753	1:33.354	2:17.638	286.2	1:36:03.198								
16	3	7:26.947	4:07.643	1:30.988	1:48.316	286.2	1:43:30.145								
17	3	3:54.469	36.960	1:30.167	1:47.342	290.8	1:47:24.614								
18	3	3:54.442	36.837	1:30.367	1:47.238	287.7	1:51:19.056								
19	3	3:54.008	36.762	1:29.956	1:47.290	288.5	1:55:13.064								
20	3	4:01.417	B 36.675	1:30.095	1:54.647	286.9	1:59:14.481								
78 Proton Competition Porsche 911 RSR LMGTE Am															
1. Louis PRETTE			3. Vincent ABRIL												
2. Philippe PRETTE															
1	1	19:13.210	...	1:33.899	1:53.190	265.1	19:13.210								
2	1	4:02.059	39.430	1:32.036	1:50.593	286.9	23:15.269								
3	1	6:50.713	B 38.007	1:42.870	4:29.836	288.5	30:05.982								
4	1	24:17.135	...	1:36.634	1:51.746	260.0	54:23.117								
5	1	4:04.564	37.972	1:35.520	1:51.072	288.5	58:27.681								
6	1	4:05.712	B 37.979	1:31.373	1:56.360	294.0	1:02:33.393								
7	2	6:41.777	3:11.255	1:34.634	1:55.888	284.7	1:09:15.170								
8	2	4:07.755	38.608	1:33.950	1:55.197	285.4	1:13:22.925								
9	2	4:07.946	38.992	1:33.985	1:54.969	284.7	1:17:30.871								
10	2	4:06.977	39.015	1:34.047	1:53.915	288.5	1:21:37.848								
11	2	4:06.004	39.243	1:33.361	1:53.400	287.7	1:25:43.852								
12	2	4:13.891	B 38.412	1:34.735	2:00.744	284.7	1:29:57.743								
13	3	6:07.772	B 2:33.486	1:31.509	2:02.777	289.3	1:36:05.515								
14	3	8:47.662	5:25.325	1:32.438	1:49.899	285.4	1:44:53.177								
15	3	3:54.942	36.777	1:29.717	1:48.448	293.2	1:48:48.119								
16	3	3:55.648	37.224	1:30.862	1:47.562	286.9	1:52:43.767								
17	3	4:09.425	B 36.781	1:30.266	2:02.378	289.3	1:56:53.192								
81 BMW Team MTEK BMW M8 GTE LMGTE Pro															
1. Nicky CATSBURG			3. Philipp ENG												
2. Martin TOMCZYK															
1	2	4:53.564	1:25.814	1:36.683	1:51.067	211.3	4:53.564								
2	2	4:01.623	B 36.943	1:30.557	1:54.123	287.7	8:55.187								
3	2	6:15.445	2:56.927	1:30.761	1:47.757	286.2	15:10.632								
4	2	3:54.462	36.756	1:30.254	1:47.452	290.8	19:05.094								
5	2	3:54.401	37.010	1:30.310	1:47.081	291.6	22:59.495								
6	2	5:18.320	B 36.744	1:30.510	3:11.066	286.2	28:17.815								
7	2	26:26.574	...	1:32.143	1:53.852	272.5	54:44.389								
8	2	4:37.450	B 40.763	1:44.661	2:12.026	230.2	59:21.839								
9	2	25:52.422	...	1:32.267	1:48.101	271.1	1:25:14.261								
10	2	3:56.481	36.647	1:32.655	1:47.179	288.5	1:29:10.742								





FIA WEC

87^e Edition des 24 Heures du Mans

Qualifying Practice 2

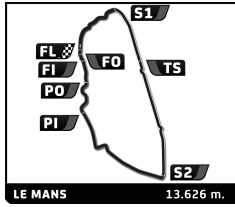
Sector Analysis



Personal Best Session Best B Crossing the finish line in pit lane

Lap	D	Time	Sector 1	Sector 2	Sector 3	T. Spd	Elapsed	Lap	D	Time	Sector 1	Sector 2	Sector 3	T. Spd	Elapsed
11	2	3:53.738	36.605	1:29.811	1:47.322	289.3	1:33:04.480								
12	2	4:23.340 B	36.801	1:46.704	1:59.835	290.0	1:37:27.820								
13	1	5:43.663	2:23.191	1:32.269	1:48.203	248.7	1:43:11.483								
14	1	3:51.353	36.152	1:28.930	1:46.271	290.8	1:47:02.836								
15	1	3:51.447	36.461	1:29.298	1:45.688	289.3	1:50:54.283								
16	1	3:51.936	36.846	1:29.235	1:45.855	290.0	1:54:46.219								
17	1	4:01.113 B	36.653	1:30.491	1:53.969	287.7	1:58:47.332								
82		BMW Team MTEK					BMW M8 GTE	84		JMW Motorsport					Ferrari 488 GTE
		1. Augusto FARFUS		3. Jesse KROHN			LMGTE Pro			1. Jeffrey SEGAL			3. Wei LU		LMGTE Am
		2. Antonio Felix DA COSTA								2. Rodrigo BAPTISTA					
1	3	4:56.843	1:18.684	1:40.043	1:58.116	214.6	4:56.843	1	1	5:11.941 B	1:40.832	1:33.855	1:57.254	283.2	5:11.941
2	3	3:59.218	39.005	1:33.216	1:46.997	242.6	8:56.061	2	1	5:59.354	2:39.735	1:31.052	1:48.567	289.3	11:11.295
3	3	3:54.758	36.877	1:30.160	1:47.721	289.3	12:50.819	3	1	3:56.948	37.246	1:30.834	1:48.868	290.0	15:08.243
4	3	3:53.813	37.038	1:30.193	1:46.582	288.5	16:44.632	4	1	3:56.154	37.633	1:31.093	1:47.428	288.5	19:04.397
5	3	3:53.336	36.782	1:30.227	1:46.327	289.3	20:37.968	5	1	4:02.887 B	37.188	1:31.429	1:54.270	286.9	23:07.284
6	3	4:00.013 B	36.904	1:30.008	1:53.101	289.3	24:37.981	6	3	9:12.281 B	2:05.935	4:12.743	2:53.603	78.7	32:19.565
7	2	30:01.069	...	1:32.157	1:49.294	276.0	54:39.050	7	3	26:19.658	...	1:33.521	1:53.311	290.0	58:39.223
8	2	3:54.684	37.513	1:29.987	1:47.184	289.3	58:33.734	8	3	4:00.673	37.611	1:32.413	1:50.649	289.3	1:02:39.896
9	2	3:54.759	36.893	1:29.932	1:47.934	292.4	1:02:28.493	9	3	3:59.698	37.621	1:31.780	1:50.297	290.0	1:06:39.594
10	2	4:02.972 B	38.063	1:30.765	1:54.144	286.9	1:06:31.465	10	3	4:09.737 B	37.686	1:32.271	1:59.780	288.5	1:10:49.331
11	1	7:36.311	4:17.326	1:30.666	1:48.319	286.9	1:14:07.776	11	2	5:23.799	1:57.561	1:34.933	1:51.305	283.2	1:16:13.130
12	1	4:00.536 B	36.835	1:29.838	1:53.863	289.3	1:18:08.312	12	2	3:58.324	37.462	1:31.511	1:49.351	290.0	1:20:11.454
13	1	12:08.436	8:48.055	1:32.364	1:48.017	283.9	1:30:16.748	13	2	4:01.562	39.736	1:31.807	1:50.019	286.9	1:24:13.016
14	1	3:52.021	36.310	1:29.246	1:46.465	289.3	1:34:08.769	14	2	3:57.546	37.217	1:30.809	1:49.520	288.5	1:28:10.562
15	1	4:40.912	36.452	2:11.252	1:53.208	288.5	1:38:49.681	15	2	3:56.463	37.608	1:30.616	1:48.239	291.6	1:32:02.025
16	1	3:51.818	36.411	1:29.590	1:45.817	289.3	1:42:41.499	16	2	4:03.456 B	37.009	1:30.879	1:55.568	290.0	1:36:10.481
17	1	4:03.950 B	36.817	1:30.942	1:56.191	279.5	1:46:45.449			85		Keating Motorsports			Ford GT
18	3	5:32.129	2:13.427	1:30.628	1:48.074	288.5	1:52:17.578			1. Ben KEATING			3. Felipe FRAGA		LMGTE Am
19	3	3:54.823	37.054	1:30.590	1:47.179	288.5	1:56:12.401			2. Jeroen BLEEKEMOLEN					
20	3	3:53.175	36.754	1:29.776	1:46.645	289.3	2:00:05.576	1	2	4:47.921	1:22.053	1:34.128	1:51.740	269.8	4:47.921
		83		Kessel Racing			Ferrari 488 GTE	2	2	3:55.451	37.324	1:29.732	1:48.395	295.6	8:43.372
		1. Manuela GOSTNER		3. Michelle GATTING			LMGTE Am	3	2	3:53.492	36.788	1:29.893	1:46.811	293.2	12:36.864
		2. Rahel FREY						4	2	4:07.879 B	37.926	1:31.344	1:58.609	293.2	16:44.743
1	1	5:08.609	1:32.324	1:40.127	1:56.158	208.8	5:08.609	5	3	15:07.787 B	8:13.281	3:24.114	3:30.392	152.2	31:52.530
2	1	4:04.026	38.596	1:32.902	1:52.528	285.4	9:12.635	6	3	28:28.246	...	1:32.908	1:52.377	290.8	1:00:20.776
3	1	4:05.586	38.913	1:33.452	1:53.221	285.4	13:18.221	7	3	4:03.724	38.137	1:34.657	1:50.930	290.8	1:04:24.500
4	1	4:03.884	38.441	1:32.825	1:52.618	290.0	17:22.105	8	3	3:56.031	37.103	1:30.531	1:48.397	292.4	1:08:20.531
5	1	4:05.525	38.666	1:32.978	1:53.881	286.9	21:27.630	9	3	3:54.907	36.915	1:30.271	1:47.721	294.0	1:12:15.438
6	1	4:16.642 B	39.278	1:32.392	2:04.972	288.5	25:44.272	10	3	4:17.609 B	36.920	1:30.012	2:10.677	294.0	1:16:33.047
7	2	28:39.773	...	1:40.155	1:53.877	263.9	54:24.045	11	1	14:51.193	...	1:33.604	1:52.134	252.8	1:31:24.240
8	2	4:05.884	38.506	1:34.625	1:52.753	256.4	58:29.929	12	1	10:42.526 B	37.459	1:30.561	8:34.506	293.2	1:42:06.766
9	2	4:04.679	37.971	1:33.244	1:53.464	278.1	1:02:34.608			86		Gulf Racing			Porsche 911 RSR
10	2	4:02.083	38.086	1:32.541	1:51.456	286.2	1:06:36.691			1. Michael WAINWRIGHT			3. Thomas PREINING		LMGTE Am
11	2	3:58.748	37.529	1:31.462	1:49.757	287.7	1:10:35.439			2. Benjamin BARKER					
12	2	4:06.803 B	37.242	1:32.231	1:57.330	288.5	1:14:42.242	1	2	4:56.537 B	1:26.248	1:34.317	1:55.972	230.7	4:56.537
13	3	9:27.321	6:02.595	1:33.978	1:50.748	286.2	1:24:09.563	2	2	12:31.207	9:10.433	1:31.059	1:49.715	288.5	17:27.744
14	3	3:55.242	36.764	1:30.581	1:47.897	287.7	1:28:04.805	3	2	3:55.225	37.022	1:30.011	1:48.192	290.8	21:22.969
15	3	3:54.363	36.823	1:30.243	1:47.297	289.3	1:31:59.168	4	2	4:00.643 B	36.780	1:30.167	1:53.696	290.8	25:23.612
16	3	4:08.413 B	37.899	1:31.476	1:59.038	290.0	1:36:07.581	5	2	29:09.516	...	1:31.599	1:49.573	269.8	54:33.128
17	1	9:11.117	5:33.839	1:37.965	1:59.313	273.2	1:45:18.698	6	2	4:07.146 B	37.057	1:29.753	2:00.336	293.2	58:40.274
18	1	4:08.580	39.444	1:34.157	1:54.979	283.9	1:49:27.278	7	2	6:33.270	3:14.821	1:30.140	1:48.309	293.2	1:05:13.544
19	1	4:07.969	39.026	1:34.068	1:54.875	283.9	1:53:35.247	8	2	3:53.646	36.547	1:29.663	1:47.436	290.0	1:09:07.190
20	1	4:09.223	39.612	1:33.950	1:55.661	285.4	1:57:44.470	9	2	3:56.047	36.854	1:30.463	1:48.730	289.3	1:13:03.237
21	1	4:06.890	39.252	1:33.389	1:54.249	286.9	2:01:51.360	10	2	3:53.571	36.528	1:29.645	1:47.398	293.2	1:16:56.808
								11	2	4:03.884 B	37.138	1:30.042	1:56.704	290.0	1:21:00.692
								12	1	5:50.940	2:20.697	1:34.542	1:55.701	286.2	1:26:51.632
								13	1	4:23.805 B	39.834	1:34.296	2:09.675	287.7	1:31:15.437
								14	1	12:26.007	8:57.106	1:34.648	1:54.253	285.4	1:43:41.444
								15	1	4:06.962	38.762	1:34.079	1:54.121	283.2	1:47:48.406
								16	1	4:09.198	39.172	1:35.974	1:54.052	281.7	1:51:57.604
								17	1	4:06.548	39.166	1:33.833	1:53.549	290.0	1:56:04.152
								18	1	4:04.947	38.645	1:33.326	1:52.976	285.4	2:00:09.099





FIA WEC

87^e Edition des 24 Heures du Mans

Qualifying Practice 2

Sector Analysis



■ Personal Best ■ Session Best B Crossing the finish line in pit lane

Lap	D	Time	Sector 1	Sector 2	Sector 3	T. Spd	Elapsed	Lap	D	Time	Sector 1	Sector 2	Sector 3	T. Spd	Elapsed		
88	Dempsey - Proton Racing Porsche 911 RSR							LMGTE Am	9	2	3:56.495	37.121	1:30.728	1:48.646	286.9	1:07:01.363	
	1.Satoshi HOSHINO 3.Matteo CAIROLI								10	2	3:55.544	37.121	1:30.384	1:48.039	291.6	1:10:56.907	
	2.Giorgio RODA JR								11	2	4:02.241 B	37.137	1:30.630	1:54.474	287.7	1:14:59.148	
	1	3	5:02.746 B	1:27.336	1:36.199	1:59.211	252.2		5:02.746	12	1	5:41.226	2:16.239	1:33.248	1:51.739	283.9	1:20:40.374
	2	3	6:38.718	3:16.727	1:32.528	1:49.463	287.7		11:41.464	13	1	4:10.759	37.997			285.4	1:24:51.133
	3	3	3:56.606	37.174	1:30.693	1:48.739	287.7		15:38.070	14	1	4:02.895	38.419	1:32.347	1:52.129	286.9	1:28:54.028
	4	3	4:01.384 B	37.168	1:30.765	1:53.451	286.9		19:39.454	15	1	7:07.658 B	39.554	2:26.062	4:02.042	211.7	1:36:01.686
	5	2	36:57.936	...	1:34.655	1:50.785	273.9		56:37.390	16	3	8:50.381	5:23.249	1:33.115	1:54.017	286.2	1:44:52.067
	6	2	4:00.224	37.525	1:31.987	1:50.712	288.5		1:00:37.614	17	3	3:57.961	37.177	1:31.112	1:49.672	288.5	1:48:50.028
	7	2	4:02.662	37.600	1:33.283	1:51.779	285.4		1:04:40.276	18	3	3:54.542	36.963	1:30.549	1:47.030	290.0	1:52:44.570
	8	2	3:59.252	37.895	1:31.827	1:49.530	288.5		1:08:39.528	19	3	4:01.931 B	37.197	1:29.742	1:54.992	291.6	1:56:46.501
	9	2	3:59.648	37.805	1:31.899	1:49.944	286.9		1:12:39.176								
	10	2	4:06.521 B	37.783	1:31.822	1:56.916	286.9		1:16:45.697								
	11	1	6:00.920	2:31.108	1:35.707	1:54.105	285.4		1:22:46.617								
	12	1	4:06.638	38.131	1:34.939	1:53.568	279.5		1:26:53.255								
	13	1	4:06.410	38.496	1:34.668	1:53.246	283.2		1:30:59.665								
	14	1	4:08.668	38.250	1:34.425	1:55.993	285.4		1:35:08.333								
	15	1	4:56.916	38.430	2:17.154	2:01.332	284.7		1:40:05.249								
	16	1	4:06.262	39.151	1:33.457	1:53.654	287.7		1:44:11.511								
	17	1	4:21.674 B	39.115	1:33.994	2:08.565	284.7		1:48:33.185								
	18	3	6:45.951	3:06.016	1:33.298	2:06.637	271.8		1:55:19.136								
19	3	4:15.710	38.153	1:36.272	2:01.285	252.2	1:59:34.846										
20	3	3:54.107	37.073	1:30.021	1:47.013	288.5	2:03:28.953										
89	Risi Competizione Ferrari 488 GTE EVO							LMGTE Pro									
	1.Pipo DERANI 3.Jules GOUNON																
	2.Oliver JARVIS																
	1	3	6:25.331	3:05.251	1:31.770	1:48.310	286.2		6:25.331								
	2	3	3:55.308	36.638	1:30.467	1:48.203	290.0		10:20.639								
	3	3	3:56.836	37.105	1:30.319	1:49.412	292.4		14:17.475								
	4	3	3:58.022	38.578	1:31.049	1:48.395	281.7		18:15.497								
	5	3	3:54.510	36.815	1:29.466	1:48.229	295.6		22:10.007								
	6	3	5:07.753 B	37.093	1:30.844	2:59.816	290.0		27:17.760								
	7	3	28:37.720	...	1:32.794	1:50.387	286.2		55:55.480								
	8	3	3:55.348	36.911	1:30.814	1:47.623	289.3		59:50.828								
	9	3	3:54.354	36.600	1:30.172	1:47.582	291.6		1:03:45.182								
	10	3	4:01.964 B	36.901	1:30.301	1:54.762	294.8		1:07:47.146								
	11	3	6:59.871	3:39.927	1:30.501	1:49.443	290.0		1:14:47.017								
	12	3	3:53.244	36.616	1:29.625	1:47.003	293.2		1:18:40.261								
	13	3	4:05.434 B	37.059	1:31.311	1:57.064	292.4		1:22:45.695								
	14	1	5:02.412	1:38.412	1:32.012	1:51.988	292.4		1:27:48.107								
	15	1	4:04.161 B	37.385	1:30.428	1:56.348	293.2		1:31:52.268								
	16	1	5:29.477 B	1:41.642	1:37.619	2:10.216	291.6		1:37:21.745								
17	1	7:42.011	4:19.087	1:32.610	1:50.314	284.7	1:45:03.756										
18	1	3:56.564	36.759	1:31.101	1:48.704	290.8	1:49:00.320										
19	1	4:01.191 B	36.771	1:30.678	1:53.742	293.2	1:53:01.511										
90	TF Sport Aston Martin Vantage							LMGTE Am									
	1.Salih YOLUC 3.Charles EASTWOOD																
	2.Euan HANKEY																
	1	3	4:53.383	1:14.182	1:42.866	1:56.335	213.8		4:53.383								
	2	3	4:19.597 B	39.028	1:35.865	2:04.704	282.5		9:12.980								
	3	3	11:48.750	8:22.804	1:35.340	1:50.606	257.0		21:01.730								
	4	3	3:58.636	37.385	1:31.941	1:49.310	283.9		25:00.366								
	5	3	7:55.665 B	49.780	4:19.155	2:46.730	78.4		32:56.031								
	6	2	22:13.532	...	1:32.648	1:58.017	283.2		55:09.563								
	7	2	3:59.019	37.096	1:30.751	1:51.172	289.3		59:08.582								
8	2	3:56.286	37.255	1:30.769	1:48.262	287.7	1:03:04.868										
91	Porsche GT Team Porsche 911 RSR							LMGTE Pro									
	1.Richard LIETZ 3.Frédéric MAKOWIECKI																
	2.Gianmaria BRUNI																
	1	1	6:46.365	3:23.999	1:31.407	1:50.959	287.7		6:46.365								
	2	1	3:59.527	36.803	1:30.511	1:52.213	291.6		10:45.892								
	3	1	3:53.402	36.782	1:29.822	1:46.798	291.6		14:39.294								
	4	1	3:52.744	36.764	1:29.524	1:46.456	294.0		18:32.038								
	5	1	4:02.661 B	36.814	1:29.648	1:56.199	291.6		22:34.699								
	6	1	33:41.715	...	1:33.154	1:48.941	289.3		56:16.414								
	7	1	3:55.101	37.243	1:30.362	1:47.496	290.8		1:00:11.515								
	8	1	3:53.518	36.685	1:29.938	1:46.895	294.8		1:04:05.033								
	9	1	3:59.148 B	36.686	1:29.490	1:52.972	292.4		1:08:04.181								
	10	1	11:45.091	8:23.272	1:31.365	1:50.454	290.0		1:19:49.272								
	11	1	3:54.177	36.767	1:29.883	1:47.527	291.6		1:23:43.449								
	12	1	3:53.803	36.974	1:30.110	1:46.719	291.6		1:27:37.252								
	13	1	4:00.419 B	36.585	1:29.467	1:54.367	292.4		1:31:37.671								
	14	2	14:12.603	...	1:30.720	1:47.619	293.2		1:45:50.274								
	15	2	3:59.588 B	36.588	1:29.696	1:53.304	292.4		1:49:49.862								
	16	2	4:37.953	1:21.921	1:29.937	1:46.095	290.0		1:54:27.815								
17	2	3:49.921	35.917	1:28.575	1:45.429	294.0	1:58:17.736										
18	2	3:53.500	36.014	1:28.778	1:48.708	292.4	2:02:11.236										
92	Porsche GT Team Porsche 911 RSR							LMGTE Pro									
	1.Michael CHRISTENSEN 3.Laurens VANTHOOR																
	2.Kevin ESTRE																
	1	3	6:18.369	3:00.457	1:30.412	1:47.500	290.8		6:18.369								
	2	3	3:50.894	36.077	1:28.888	1:45.929	294.8		10:09.263								
	3	3	3:52.223	36.358	1:28.912	1:46.953	294.8		14:01.486								
	4	3	3:50.680	36.365	1:28.681	1:45.634	295.6		17:52.166								
	5	3	3:50.649	36.246	1:29.050	1:45.353	294.0		21:42.815								
	6	3	4:04.463 B	36.689	1:29.030	1:58.744	290.0		25:47.278								
	7	3	29:09.011	...	1:31.139	1:48.051	293.2		54:56.289								
	8	3	3:53.461	36.868	1:28.894	1:47.699	296.4		58:49.750								
	9	3	3:51.587	36.959	1:28.799	1:45.829	294.8		1:02:41.337								
	10	3	3:51.877	36.730	1:28.423	1:46.724	297.2		1:06:33.214								
	11	3	3:51.542	36.501	1:29.127	1:45.914	290.0		1:10:24.756								
	12	3	3:51.909	36.351	1:28.953	1:46.605	285.4		1:14:16.665								
	13	3	4:16.948 B	36.273	1:28.505	2:12.170	294.0		1:18:33.613								
14	1	15:57.498 B	...	1:31.673	1:57.653	280.3	1:34:31.111										
15	1	10:44.576	7:22.423	1:31.532	1:50.621	287.7	1:45:15.687										
16	1	3:49.388	36.244	1:27.956	1:45.188	296.4	1:49:05.075										
17	1	3:53.229	36.273	1:29.811	1:47.145	298.0	1:52:58.304										
18	1	4:07.929 B	38.570	1:29.795	1:59.564	296.4	1:57:06.233										
93	Porsche GT Team Porsche 911 RSR							LMGTE Pro									
	1.Patrick PILET 3.Nick TANDY																
2.Earl BAMBER																	





FIA WEC

87^e Edition des 24 Heures du Mans

Qualifying Practice 2

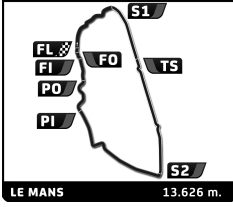
Sector Analysis



Personal Best Session Best B Crossing the finish line in pit lane

Lap	D	Time	Sector 1	Sector 2	Sector 3	T. Spd	Elapsed	Lap	D	Time	Sector 1	Sector 2	Sector 3	T. Spd	Elapsed
1	1	4:23.127	59.983	1:31.473	1:51.671	273.2	4:23.127	9	2	3:59.594 B	36.563	1:28.917	1:54.114	294.0	1:14:01.938
2	1	3:50.171	36.009	1:28.578	1:45.584	294.0	8:13.298	97 Aston Martin Racing Aston Martin Vantage AMR 1. Maxime MARTIN 3. Jonathan ADAM 2. Alexander LYNN LMGTE Pro							
3	1	3:54.320	36.596	1:29.772	1:47.952	293.2	12:07.618	1	3	5:14.823	1:16.026	1:53.222	2:05.575	154.1	5:14.823
4	1	3:58.426 B	36.086	1:29.144	1:53.196	294.0	16:06.044	2	3	4:23.666	42.078	1:37.741	2:03.847	267.1	9:38.489
5	3	16:55.684 B	9:57.653	4:19.501	2:38.530	79.0	33:01.728	3	3	4:10.360 B	40.174	1:32.918	1:57.268	258.8	13:48.849
6	3	21:26.770	...	1:31.229	1:48.463	292.4	54:28.498	4	3	10:41.807	7:22.939	1:30.653	1:48.215	290.8	24:30.656
7	3	3:54.460	36.836	1:29.678	1:47.946	296.4	58:22.958	5	3	7:32.688 B	36.748	3:57.107	2:58.833	79.2	32:03.344
8	3	3:51.864	36.659	1:29.147	1:46.058	294.8	1:02:14.822	6	3	22:23.068	...	1:31.442	1:47.846	291.6	54:26.412
9	3	3:59.587 B	36.453	1:29.723	1:53.411	294.8	1:06:14.409	7	3	4:00.475	37.003	1:32.053	1:51.419	293.2	58:26.887
10	2	8:50.679	5:33.945	1:29.962	1:46.772	290.8	1:15:05.088	8	3	3:53.501	37.154	1:29.063	1:47.284	298.8	1:02:20.388
11	2	3:52.221	36.461	1:29.180	1:46.580	292.4	1:18:57.309	9	3	3:53.876	36.822	1:29.150	1:47.904	296.4	1:06:14.264
12	2	3:52.647	36.473	1:29.497	1:46.677	294.0	1:22:49.956	10	3	3:52.504	36.670	1:28.971	1:46.863	298.0	1:10:06.768
13	2	3:57.238 B	36.360	1:28.778	1:52.100	294.8	1:26:47.194	11	3	3:52.922	36.861	1:29.240	1:46.821	294.8	1:13:59.690
14	1	5:49.220	2:28.580	1:30.819	1:49.821	293.2	1:32:36.414	12	3	4:13.474 B	36.665	1:29.339	2:07.470	294.0	1:18:13.164
15	1	3:58.618	36.121	1:29.622	1:52.875	293.2	1:36:35.032	13	1	6:20.455	2:59.366	1:31.214	1:49.875	293.2	1:24:33.619
16	1	4:42.669	36.106	2:11.934	1:54.629	292.4	1:41:17.701	14	1	3:53.861	36.867	1:29.376	1:47.618	296.4	1:28:27.480
17	1	3:59.388 B	36.220	1:29.189	1:53.979	294.0	1:45:17.089	15	1	3:52.513	36.514	1:29.320	1:46.679	294.0	1:32:19.993
18	1	8:22.766	5:04.093	1:30.170	1:48.503	290.8	1:53:39.855	16	1	3:54.634	36.692	1:29.534	1:48.408	294.8	1:36:14.627
19	1	3:54.535	36.467	1:30.221	1:47.847	297.2	1:57:34.390	17	1	4:46.370 B	36.565	2:10.153	1:59.652	293.2	1:41:00.997
20	1	3:53.996	36.770	1:29.732	1:47.494	292.4	2:01:28.386	18	2	7:28.006	4:09.636	1:30.332	1:48.038	295.6	1:48:29.003
94 Porsche GT Team Porsche 911 RSR 1. Sven MÜLLER 3. Dennis OLSEN 2. Mathieu JAMINET LMGTE Pro								19	2	3:53.986	36.690	1:29.479	1:47.817	297.2	1:52:22.989
1	1	4:10.356	48.506	1:32.481	1:49.369	279.5	4:10.356	20	2	3:52.283	36.621	1:28.987	1:46.675	299.7	1:56:15.272
2	1	3:52.961	36.999	1:29.359	1:46.603	294.0	8:03.317	21	2	3:54.118	35.902	1:29.955	1:48.261	298.0	2:00:09.390
3	1	3:52.456	36.372	1:29.541	1:46.543	290.8	11:55.773	98 Aston Martin Racing Aston Martin Vantage 1. Paul DALLA LANA 3. Mathias LAUDA 2. Pedro LAMY LMGTE Am							
4	1	3:53.106	36.711	1:29.511	1:46.884	293.2	15:48.879	1	3	4:44.648	1:17.605	1:35.451	1:51.592	229.7	4:44.648
5	1	3:53.491	36.649	1:29.977	1:46.865	290.8	19:42.370	2	3	4:01.675	37.532	1:32.060	1:52.083	286.2	8:46.323
6	1	3:53.451	36.646	1:29.787	1:47.018	291.6	23:35.821	3	3	4:57.232 B	40.889	1:43.071	2:33.272	237.8	13:43.555
7	1	6:32.317 B	36.985	2:11.111	3:44.221	292.4	30:08.138	4	3	14:23.345 B	9:27.392	1:34.092	3:21.861	281.7	28:06.900
8	1	24:23.594	...	1:31.359	1:48.717	290.0	54:31.732	5	3	26:44.886	...	1:36.525	1:50.957	283.2	54:51.786
9	1	3:56.127	36.785	1:29.994	1:49.348	295.6	58:27.859	6	3	3:57.331	37.406	1:31.370	1:48.555	286.2	58:49.117
10	1	3:53.046	36.878	1:29.113	1:47.055	297.2	1:02:20.905	7	3	3:56.136	37.282	1:30.954	1:47.900	288.5	1:02:45.253
11	1	3:52.550	36.733	1:29.097	1:46.720	297.2	1:06:13.455	8	3	3:57.085	36.897	1:31.945	1:48.243	288.5	1:06:42.338
12	1	3:59.089 B	36.548	1:29.296	1:53.245	293.2	1:10:12.544	9	3	4:00.304	37.290	1:31.503	1:51.511	289.3	1:10:42.642
13	1	5:15.954	1:57.718	1:30.475	1:47.761	294.0	1:15:28.498	10	3	4:03.113 B	37.438	1:31.076	1:54.599	286.9	1:14:45.755
14	1	3:53.484	36.555	1:29.633	1:47.296	293.2	1:19:21.982	11	1	6:35.149	3:04.679	1:35.667	1:54.803	286.9	1:21:20.904
15	1	4:01.009 B	36.573	1:30.516	1:53.920	293.2	1:23:22.991	12	1	4:05.781	39.086	1:33.727	1:52.968	286.2	1:25:26.685
16	2	5:23.100	2:04.492	1:30.361	1:48.247	292.4	1:28:46.091	13	1	4:04.226	38.313	1:34.007	1:51.906	285.4	1:29:30.911
17	2	3:52.274	36.422	1:29.341	1:46.511	293.2	1:32:38.365	14	1	4:00.792	38.143	1:32.346	1:50.303	288.5	1:33:31.703
18	2	4:00.971 B	36.243	1:30.131	1:54.597	293.2	1:36:39.336	15	1	4:46.074	38.376	2:12.174	1:55.524	287.7	1:38:17.777
19	2	5:48.030	1:37.705	2:13.021	1:57.304	290.8	1:42:27.366	16	1	4:20.817	37.946	1:52.581	1:50.290	285.4	1:42:38.594
20	2	3:50.810	36.250	1:28.788	1:45.772	293.2	1:46:18.176	17	1	3:59.270	37.932	1:32.002	1:49.336	288.5	1:46:37.864
21	2	4:00.806	40.422	1:31.392	1:48.992	290.8	1:50:18.982	18	1	3:58.743	38.007	1:31.743	1:48.993	287.7	1:50:36.607
22	2	3:57.921 B	36.150	1:29.026	1:52.745	292.4	1:54:16.903	19	1	3:56.543	36.892	1:31.110	1:48.541	291.6	1:54:33.150
95 Aston Martin Racing Aston Martin Vantage AMR 1. Nicki THIMM 3. Darren TURNER 2. Marco SØRENSEN LMGTE Pro								20	1	3:59.511	37.802	1:32.378	1:49.331	287.7	1:58:32.661
1	2	5:20.436	1:23.181	1:53.215	2:04.040	188.8	5:20.436	21	1	3:59.101	37.424	1:32.141	1:49.536	290.0	2:02:31.762
2	2	4:35.506 B	39.714	1:41.788	2:14.004	211.3	9:55.942								
3	2	22:05.692 B	...	3:49.673	3:05.491	79.0	32:01.634								
4	2	22:28.417	...	1:31.258	1:48.483	290.0	54:30.051								
5	2	3:56.001	36.664	1:29.361	1:49.976	298.8	58:26.052								
6	2	3:51.948	36.572	1:28.968	1:46.408	295.6	1:02:18.000								
7	2	3:52.235	36.621	1:28.935	1:46.679	294.8	1:06:10.235								
8	2	3:52.109	36.706	1:28.806	1:46.597	295.6	1:10:02.344								



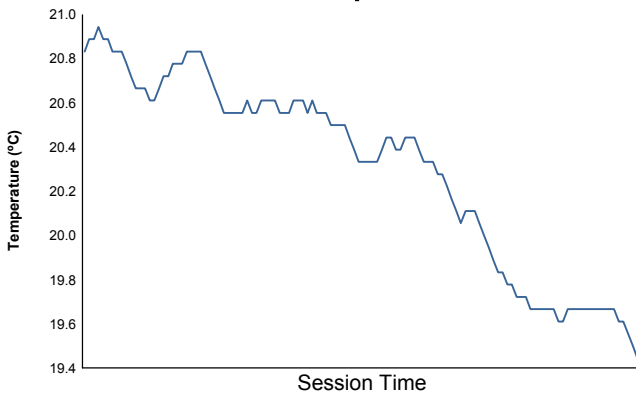


FIA WEC
87^e Edition des 24 Heures du Mans
Qualifying Practice 2

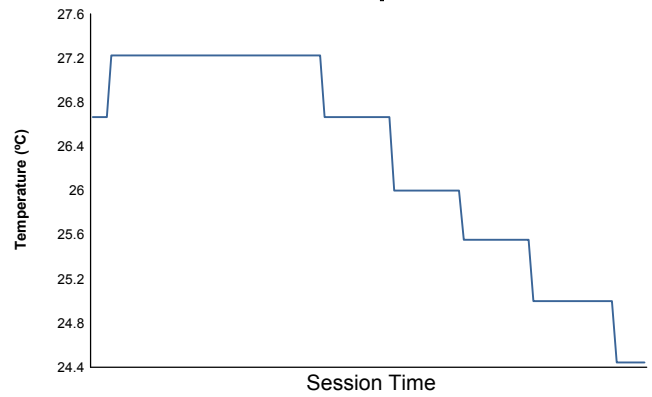
Weather Report



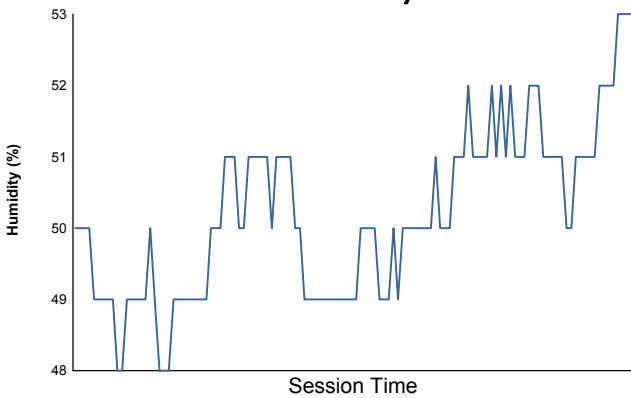
Air Temperature



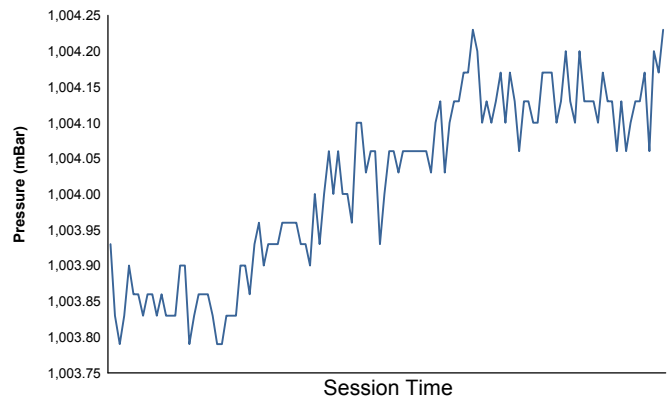
Track Temperature



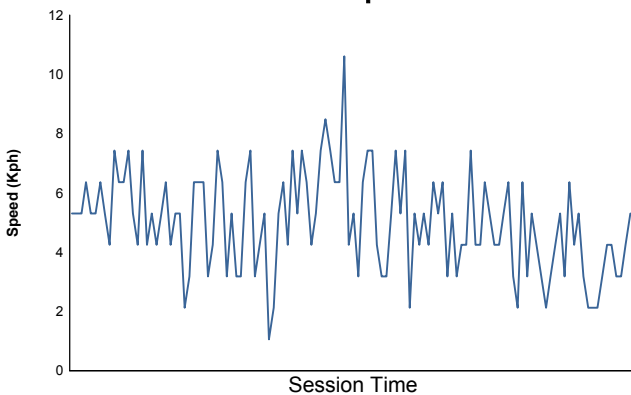
Humidity



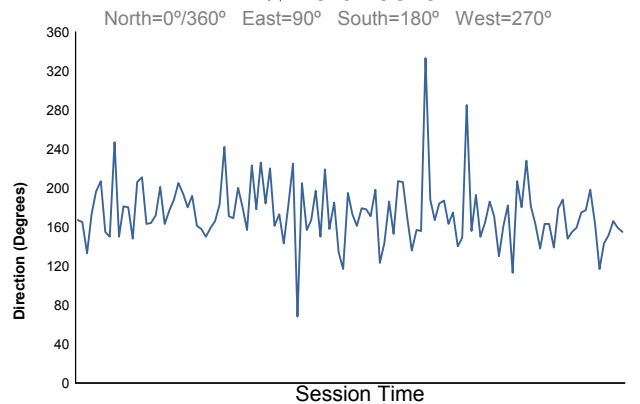
Pressure



Wind Speed



Wind direction



Track Status: **DRY**