

FIA WEC

87^e Edition des 24 Heures du Mans

Qualifying Practice 1

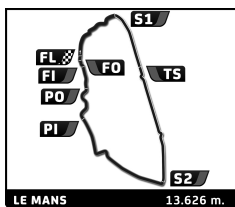
Final Classification



No	Team	Drivers	Car	Cl	Ty	Time	Lap Total	Gap	Kph
1	7 Toyota Gazoo Racing	M. CONWAY / K. KOBAYASHI / J. LOPEZ	Toyota TS050 - Hybrid	LMP1	H M	3:17.161	3 25	-	248.8
2	17 SMP Racing	S. SARRAZIN / E. ORUDZHEV / S. SIROTKIN	BR Engineering BR1 - AER	LMP1	M	3:17.633	2 23	+0.472 +0.472	248.2
3	3 Rebellion Racing	T. LAURENT / N. BERTHON / G. MENEZES	Rebellion R13 - Gibson	LMP1	M	3:19.603	17 19	+2.442 +1.970	245.8
4	8 Toyota Gazoo Racing	S. BUEMI / K. NAKAJIMA / F. ALONSO	Toyota TS050 - Hybrid	LMP1	H M	3:19.632	29 30	+2.471 +0.029	245.7
5	10 DragonSpeed	H. HEDMAN / B. HANLEY / R. VAN DER ZANDE	BR Engineering BR1 - Gibson	LMP1	M	3:20.200	3 9	+3.039 +0.568	245.0
6	11 SMP Racing	V. PETROV / M. ALESHIN / S. VANDOORNE	BR Engineering BR1 - AER	LMP1	M	3:20.934	2 19	+3.773 +0.734	244.1
7	4 Bykolles Racing Team	T. DILLMANN / O. WEBB / P. RUBERTI	Enso CLM P1/01 - Gibson	LMP1	M	3:25.246	3 21	+8.085 +4.312	239.0
8	31 DragonSpeed	R. GONZALEZ / P. MALDONADO / A. DAVIDSON	Oreca 07 - Gibson	LMP2	M	3:26.804	3 22	+9.643 +1.558	237.2
9	36 Signatech Alpine Matmut	N. LAPIERRE / A. NEGRÃO / P. THIRIET	Alpine A470 - Gibson	LMP2	M	3:26.935	2 24	+9.774 +0.131	237.0
10	22 United Autosports	P. HANSON / F. ALBUQUERQUE / P. DI RESTA	Ligier JSP217 - Gibson	LMP2	M	3:27.338	3 28	+10.177 +0.403	236.6
11	48 Idec Sport	P. LAFARGUE / P. CHATIN / M. ROJAS	Oreca 07 - Gibson	LMP2	M	3:27.847	2 24	+10.686 +0.509	236.0
12	30 Duqueine Engineering	N. JAMIN / P. RAGUES / R. DUMAS	Oreca 07 - Gibson	LMP2	M	3:28.653	2 17	+11.492 +0.806	235.1
13	38 Jackie Chan DC Racing	H. TUNG / S. RICHELMI / G. AUBRY	Oreca 07 - Gibson	LMP2	D	3:28.738	26 26	+11.577 +0.085	235.0
14	28 TDS Racing	F. FERRODO / M. VAXIVIERE / L. DUVAL	Oreca 07 - Gibson	LMP2	D	3:28.840	8 24	+11.679 +0.102	234.9
15	29 Racing Team Nederland	F. VAN EERD / G. VAN DER GARDE / N. DE VRIES	Dallara P217 - Gibson	LMP2	M	3:28.909	3 28	+11.748 +0.069	234.8
16	26 G-Drive Racing	R. RUSINOV / J. VAN UITERT / J. VERGNE	Aurus 01 - Gibson	LMP2	D	3:29.107	5 28	+11.946 +0.198	234.6
17	25 Algarve Pro Racing	D. ZOLLINGER / A. PIZZITOLA / J. FALB	Oreca 07 - Gibson	LMP2	D	3:29.126	8 28	+11.965 +0.019	234.6
18	37 Jackie Chan DC Racing	D. HEINEMEIER-HANSSON / J. KING / R. TAYLOR	Oreca 07 - Gibson	LMP2	D	3:29.498	3 30	+12.337 +0.372	234.1
19	32 United Autosports	R. CULLEN / A. BRUNDLE / W. OWEN	Ligier JSP217 - Gibson	LMP2	M	3:29.583	3 24	+12.422 +0.085	234.1
20	47 Cetilar R. Villorba Corse	R. LACORTE / G. SERNAGIOTTO / A. BELICCHI	Dallara P217 - Gibson	LMP2	M	3:29.748	3 23	+12.587 +0.165	233.9
21	23 Panis Barthez Competition	R. BINDER / J. CANAL / W. STEVENS	Ligier JSP217 - Gibson	LMP2	D	3:29.821	27 28	+12.660 +0.073	233.8
22	34 Inter Europol Competition	J. SMIECHOWSKI / J. WINSLOW / N. MOORE	Ligier JSP217 - Gibson	LMP2	M	3:30.744	3 27	+13.583 +0.923	232.8
23	39 Graff	T. GOMMENDY / V. CAPILLAIRE / J. HIRSCHI	Oreca 07 - Gibson	LMP2	M	3:30.970	4 23	+13.809 +0.226	232.5
24	43 RLR M Sport / Tower Events	J. FARANO / A. MAINI / N. NATO	Oreca 07 - Gibson	LMP2	D	3:31.017	2 25	+13.856 +0.047	232.5
25	20 High Class Racing	A. FJORBACH / D. ANDERSEN / M. BECHE	Oreca 07 - Gibson	LMP2	D	3:32.945	4 21	+15.784 +1.928	230.4
26	49 ARC Bratislava	M. KONOPKA / H. ENGVIST / K. TERESCHENKO	Ligier JSP217 - Gibson	LMP2	D	3:35.480	4 25	+18.319 +2.535	227.6
27	50 Larbre Competition	E. CREED / R. RICCI / N. BOULLE	Ligier JSP217 - Gibson	LMP2	M	3:38.663	15 16	+21.502 +3.183	224.3
28	67 Ford Chip Ganassi Team UK	A. PRIAULX / H. TINCKNELL / J. BOMARITO	Ford GT	LMGTE Pro	M	3:49.530	22 23	+32.369 +10.867	213.7
29	93 Porsche GT Team	P. PILET / E. BAMBER / N. TANDY	Porsche 911 RSR	LMGTE Pro	M	3:49.558	22 23	+32.397 +0.028	213.7
30	97 Aston Martin Racing	M. MARTIN / A. LYNN / J. ADAM	Aston Martin Vantage AMR	LMGTE Pro	M	3:50.037	3 27	+32.876 +0.479	213.2
31	91 Porsche GT Team	R. LIETZ / G. BRUNI / F. MAKOWIECKI	Porsche 911 RSR	LMGTE Pro	M	3:50.099	24 25	+32.938 +0.062	213.2
32	94 Porsche GT Team	S. MÜLLER / M. JAMINET / D. OLSEN	Porsche 911 RSR	LMGTE Pro	M	3:50.278	22 25	+33.117 +0.179	213.0
33	92 Porsche GT Team	M. CHRISTENSEN / K. ESTRE / L. VANTHOOR	Porsche 911 RSR	LMGTE Pro	M	3:50.468	2 25	+33.307 +0.190	212.8
34	95 Aston Martin Racing	N. THIIM / M. SØRENSEN / D. TURNER	Aston Martin Vantage AMR	LMGTE Pro	M	3:50.812	2 25	+33.651 +0.344	212.5
35	71 AF Corse	D. RIGON / S. BIRD / M. MOLINA	Ferrari 488 GTE EVO	LMGTE Pro	M	3:50.850	2 18	+33.689 +0.038	212.5
36	81 BMW Team MTEK	N. CATSBURG / M. TOMCZYK / P. ENG	BMW M8 GTE	LMGTE Pro	M	3:51.476	5 26	+34.315 +0.626	211.9
37	69 Ford Chip Ganassi Team USA	R. BRISCOE / R. WESTBROOK / S. DIXON	Ford GT	LMGTE Pro	M	3:51.821	21 22	+34.660 +0.345	211.6
38	63 Corvette Racing	J. MAGNUSSEN / A. GARCIA / M. ROCKENFELLER	Chevrolet Corvette C7.R	LMGTE Pro	M	3:52.109	5 24	+34.948 +0.288	211.3
39	51 AF Corse	A. PIER GUIDI / J. CALADO / D. SERRA	Ferrari 488 GTE EVO	LMGTE Pro	M	3:52.128	2 26	+34.967 +0.019	211.3
40	88 Dempsey - Proton Racing	S. HOSHINO / G. RODA JR / M. CAIROLI	Porsche 911 RSR	LMGTE Am	M	3:52.454	3 23	+35.293 +0.326	211.0
41	64 Corvette Racing	O. GAVIN / T. MILNER / M. FÄSSLER	Chevrolet Corvette C7.R	LMGTE Pro	M	3:52.490	4 17	+35.329 +0.036	211.0
42	56 Team Project 1	J. BERGMEISTER / P. LINDSEY / E. PERFETTI	Porsche 911 RSR	LMGTE Am	M	3:52.750	3 20	+35.589 +0.260	210.8
43	89 Risi Competizione	P. DERANI / O. JARVIS / J. GOUNON	Ferrari 488 GTE EVO	LMGTE Pro	M	3:52.997	24 25	+35.836 +0.247	210.5
44	68 Ford Chip Ganassi Team USA	J. HAND / D. MÜLLER / S. BOURDAIS	Ford GT	LMGTE Pro	M	3:53.053	12 19	+35.892 +0.056	210.5
45	77 Dempsey - Proton Racing	M. CAMPBELL / C. RIED / J. ANDLAUER	Porsche 911 RSR	LMGTE Am	M	3:53.408	22 22	+36.247 +0.355	210.2
46	82 BMW Team MTEK	A. FARFUS / A. DA COSTA / J. KROHN	BMW M8 GTE	LMGTE Pro	M	3:53.498	11 23	+36.337 +0.090	210.1
47	98 Aston Martin Racing	P. DALLA LANA / P. LAMY / M. LAUDA	Aston Martin Vantage	LMGTE Am	M	3:53.530	4 26	+36.369 +0.032	210.1
48	54 Spirit of Race	T. FLOHR / F. CASTELLACCI / G. FISICHELLA	Ferrari 488 GTE	LMGTE Am	M	3:53.793	4 19	+36.632 +0.263	209.8
49	66 Ford Chip Ganassi Team UK	S. MÜCKE / O. PLA / B. JOHNSON	Ford GT	LMGTE Pro	M	3:53.793	4 16	+36.632 +0.000	209.8
50	90 TF Sport	S. YOLUC / E. HANKEY / C. EASTWOOD	Aston Martin Vantage	LMGTE Am	M	3:53.974	4 22	+36.813 +0.181	209.7
51	78 Proton Competition	L. PRETTE / P. PRETTE / V. ABRIL	Porsche 911 RSR	LMGTE Am	M	3:54.324	3 21	+37.163 +0.350	209.3
52	84 JMW Motorsport	J. SEGAL / R. BAPTISTA / W. LU	Ferrari 488 GTE	LMGTE Am	M	3:54.513	23 23	+37.352 +0.189	209.2
53	70 MR Racing	M. ISHIKAWA / O. BERETTA / E. CHEEVER	Ferrari 488 GTE	LMGTE Am	M	3:54.737	2 27	+37.576 +0.224	209.0
54	86 Gulf Racing	M. WAINWRIGHT / B. BARKER / T. PREINING	Porsche 911 RSR	LMGTE Am	M	3:55.033	24 24	+37.872 +0.296	208.7
55	62 WeatherTech Racing	C. MACNEIL / T. VILANDER / R. SMITH	Ferrari 488 GTE	LMGTE Am	M	3:55.544	25 25	+38.383 +0.511	208.3
56	57 Car Guy Racing	T. KIMURA / K. COZZOLINO / C. LEDOGAR	Ferrari 488 GTE	LMGTE Am	M	3:56.034	15 21	+38.873 +0.490	207.8
57	61 Clearwater Racing	L. PEREZ-COMPANC / M. GRIFFIN / M. CRESSONI	Ferrari 488 GTE	LMGTE Am	M	3:56.072	10 22	+38.911 +0.038	207.8
58	60 Kessel Racing	C. SCHIAYONI / S. PIANEZZOLA / A. PICCINI	Ferrari 488 GTE	LMGTE Am	M	3:56.147	7 22	+38.986 +0.075	207.7
59	83 Kessel Racing	M. GOSTNER / R. FREY / M. GATTING	Ferrari 488 GTE	LMGTE Am	M	3:56.333	3 24	+39.172 +0.186	207.6
60	85 Keating Motorsports	B. KEATING / J. BLEEKEMOLEN / F. FRAGA	Ford GT	LMGTE Am	M	3:56.579	22 23	+39.418 +0.246	207.3
61	1 Rebellion Racing	N. JANI / A. LOTTERER / B. SENNA	Rebellion R13 - Gibson	LMP1	M		27	+3.136 +0.097	
62	99 Dempsey - Proton Racing	P. LONG / T. KROHN / N. JONSSON	Porsche 911 RSR	LMGTE Am	M				

Fastest Lap	Lap 3	Kamui KOBAYASHI	3:17.161	248.8 Kph
--------------------	-------	-----------------	-----------------	-----------





FIA WEC

87^e Edition des 24 Heures du Mans

Qualifying Practice 1

Final Classification



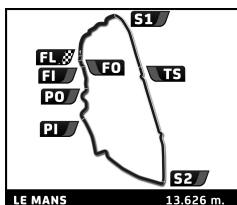
No	Team	Drivers	Car	Cl	Ty	Time	Lap Total	Gap	Kph
Circuit Best Laps by Class									
LMP1	Kazuki NAKAJIMA	14/06/2018	3:15.377	251.1	Kph				
LMP2	Paul Loup CHATIN	14/06/2018	3:24.842	239.5	Kph				
LMGTE Pro	Gianmaria BRUNI	13/06/2018	3:47.504	215.6	Kph				
LMGTE Am	Matteo CAIROLI	13/06/2018	3:50.728	212.6	Kph				
Circuit Race Records by Class									
LMP1	Sébastien BUEMI	16/06/2018	3:17.658	248.2	Kph				
LMP2	Nathanaël BERTHON	17/06/2018	3:27.200	236.7	Kph				
LMGTE Pro	Jan MAGNUSSEN	17/06/2018	3:49.448	213.8	Kph				
LMGTE Am	Benjamin BARKER	16/06/2018	3:52.600	210.9	Kph				

CAR N° 63 - LAP 18 DELETED DUE TO IMPROVING UNDER YELLOW SECTOR
 CAR N° 61 - LAP 2 AND 3 DELETED DUE TO STEWARDS DECISION N° 33
 CAR N° 51 - LAP 9 AND 10 DELETED DUE TO STEWARDS DECISION N° 34
 CAR N° 8 - LAPS 9, 10, 13, 14, 23 AND 24 DELETED DUE TO STEWARDS DECISION N°36, 37 AND 39
 CAR N° 47 DRIVER LACORTE LAPTICES DELETED DUE TO STEWARDS DECISION N° 38
 CAR N° 71 LAPS 9 AND 10 DELETED DUE TO STEWARDS DECISION N° 40
 CAR N° 4 LAPS 17 AND 18 DELETED DUE TO STEWARDS DECISION N° 41
 CAR N° 1 ALL LAPTICES DELETED DUE TO STEWARDS DECISION N° 48

Published at: Track Temp: **17.22 °C** Air Temp: **12.39 °C** Track Status: **DRY**

Stewards	Timekeeper





FIA WEC

87^e Edition des 24 Heures du Mans

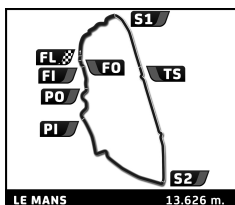
Qualifying Practice 1

Final Classification by Class



No Team	Drivers	Car	Ty	Time	Lap Total	Gap	Kph
LMP1							
1	7 Toyota Gazoo Racing	M. CONWAY / K. KOBAYASHI / J. LOPEZ	Toyota TS050 - Hybrid	H M	3:17.161	3 25	248.8
2	17 SMP Racing	S. SARRAZIN / E. ORUDZHEV / S. SIROTKIN	BR Engineering BR1 - AER	M	3:17.633	2 23 +0.472 +0.472	248.2
3	3 Rebellion Racing	T. LAURENT / N. BERTHON / G. MENEZES	Rebellion R13 - Gibson	M	3:19.603	17 19 +2.442 +1.970	245.8
4	8 Toyota Gazoo Racing	S. BUEMI / K. NAKAJIMA / F. ALONSO	Toyota TS050 - Hybrid	H M	3:19.632	29 30 +2.471 +0.029	245.7
5	10 DragonSpeed	H. HEDMAN / B. HANLEY / R. VAN DER ZANDE	BR Engineering BR1 - Gibson	M	3:20.200	3 9 +3.039 +0.568	245.0
6	11 SMP Racing	Y. PETROV / M. ALESHIN / S. VANDOORNE	BR Engineering BR1 - AER	M	3:20.934	2 19 +3.773 +0.734	244.1
7	4 Bykolles Racing Team	T. DILLMANN / O. WEBB / P. RUBERTI	Enso CLM P1/01 - Gibson	M	3:25.246	3 21 +8.085 +4.312	239.0
8	1 Rebellion Racing	N. JANI / A. LOTTERER / B. SENNA	Rebellion R13 - Gibson	M		27	
LMP2							
1	31 DragonSpeed	R. GONZALEZ / P. MALDONADO / A. DAVIDSON	Oreca 07 - Gibson	M	3:26.804	3 22	237.2
2	36 Signatech Alpine Matmut	N. LAPIERRE / A. NEGRÃO / P. THIRIET	Alpine A470 - Gibson	M	3:26.935	2 24 +0.131 +0.131	237.0
3	22 United Autosports	P. HANSON / F. ALBUQUERQUE / P. DI RESTA	Ligier JSP217 - Gibson	M	3:27.338	3 28 +0.534 +0.403	236.6
4	48 Idec Sport	P. LAFARGUE / P. CHATIN / M. ROJAS	Oreca 07 - Gibson	M	3:27.847	2 24 +1.043 +0.509	236.0
5	30 Duqueine Engineering	N. JAMIN / P. RAGUES / R. DUMAS	Oreca 07 - Gibson	M	3:28.653	2 17 +1.849 +0.806	235.1
6	38 Jackie Chan DC Racing	H. TUNG / S. RICHELMI / G. AUBRY	Oreca 07 - Gibson	D	3:28.738	26 26 +1.934 +0.085	235.0
7	28 TDS Racing	F. PERRODO / M. VAXIVIERE / L. DUVAL	Oreca 07 - Gibson	D	3:28.840	8 24 +2.036 +0.102	234.9
8	29 Racing Team Nederland	F. VAN EERD / G. VAN DER GARDE / N. DE VRIES	Dallara P217 - Gibson	M	3:28.909	3 28 +2.105 +0.069	234.8
9	26 G-Drive Racing	R. RUSINOV / J. VAN UITERT / J. VERGNE	Aurus 01 - Gibson	D	3:29.107	5 28 +2.303 +0.198	234.6
10	25 Algarve Pro Racing	D. ZOLLINGER / A. PIZZITOLA / J. FALB	Oreca 07 - Gibson	D	3:29.126	8 28 +2.322 +0.019	234.6
11	37 Jackie Chan DC Racing	D. HEINEMEIER-HANSSON / J. KING / R. TAYLOR	Oreca 07 - Gibson	D	3:29.498	3 30 +2.694 +0.372	234.1
12	32 United Autosports	R. CULLEN / A. BRUNDLE / W. OWEN	Ligier JSP217 - Gibson	M	3:29.583	3 24 +2.779 +0.085	234.1
13	47 Cetilar R. Villorba Corse	R. LACORTE / G. SERNAGIOTTO / A. BELICCHI	Dallara P217 - Gibson	M	3:29.748	3 23 +2.944 +0.165	233.9
14	23 Panis Barthez Competition	R. BINDER / J. CANAL / W. STEVENS	Ligier JSP217 - Gibson	D	3:29.821	27 28 +3.017 +0.073	233.8
15	34 Inter Europol Competitiion	J. SMIECHOWSKI / J. WINSLOW / N. MOORE	Ligier JSP217 - Gibson	M	3:30.744	3 27 +3.940 +0.923	232.8
16	39 Graff	T. GOMMENDY / V. CAPILLAIRE / J. HIRSCHI	Oreca 07 - Gibson	M	3:30.970	4 23 +4.166 +0.226	232.5
17	43 RLR M Sport / Tower Events	J. FARANO / A. MAINI / N. NATO	Oreca 07 - Gibson	D	3:31.017	2 25 +4.213 +0.047	232.5
18	20 High Class Racing	A. FJORDBACH / D. ANDERSEN / M. BECHE	Oreca 07 - Gibson	D	3:32.945	4 21 +6.141 +1.928	230.4
19	49 ARC Bratislava	M. KONOPKA / H. ENGVIST / K. TERESCHENKO	Ligier JSP217 - Gibson	D	3:35.480	4 25 +8.676 +2.535	227.6
20	50 Larbre Competition	E. CREED / R. RICCI / N. BOULLE	Ligier JSP217 - Gibson	M	3:38.663	15 16 +11.859 +3.183	224.3
LMCTE Pro							
1	67 Ford Chip Ganassi Team UK	A. PRIAULX / H. TINCKNELL / J. BOMARITO	Ford GT	M	3:49.530	22 23	213.7
2	93 Porsche GT Team	P. PILET / E. BAMBER / N. TANDY	Porsche 911 RSR	M	3:49.558	22 23 +0.028 +0.028	213.7
3	97 Aston Martin Racing	M. MARTIN / A. LYNN / J. ADAM	Aston Martin Vantage AMR	M	3:50.037	3 27 +0.507 +0.479	213.2
4	91 Porsche GT Team	R. LIETZ / G. BRUNI / F. MAKOWIECKI	Porsche 911 RSR	M	3:50.099	24 25 +0.569 +0.062	213.2
5	94 Porsche GT Team	S. MÜLLER / M. JAMINET / D. OLSEN	Porsche 911 RSR	M	3:50.278	22 25 +0.748 +0.179	213.0
6	92 Porsche GT Team	M. CHRISTENSEN / K. ESTRE / L. VANTHOOR	Porsche 911 RSR	M	3:50.468	2 25 +0.938 +0.190	212.8
7	95 Aston Martin Racing	N. THIIIM / M. SØRENSEN / D. TURNER	Aston Martin Vantage AMR	M	3:50.812	2 25 +1.282 +0.344	212.5
8	71 AF Corse	D. RIGON / S. BIRD / M. MOLINA	Ferrari 488 GTE EVO	M	3:50.850	2 18 +1.320 +0.038	212.5
9	81 BMW Team MTEK	N. CATSBURG / M. TOMCZYK / P. ENG	BMW M8 GTE	M	3:51.476	5 26 +1.946 +0.626	211.9
10	69 Ford Chip Ganassi Team USA	R. BRISCOE / R. WESTBROOK / S. DIXON	Ford GT	M	3:51.821	21 22 +2.291 +0.345	211.6
11	63 Corvette Racing	J. MAGNUSSEN / A. GARCIA / M. ROCKENFELLER	Chevrolet Corvette C7.R	M	3:52.109	5 24 +2.579 +0.288	211.3
12	51 AF Corse	A. PIER GUIDI / J. CALADO / D. SERRA	Ferrari 488 GTE EVO	M	3:52.128	2 26 +2.598 +0.019	211.3
13	64 Corvette Racing	O. GAVIN / T. MILNER / M. FÄSSLER	Chevrolet Corvette C7.R	M	3:52.490	4 17 +2.960 +0.362	211.0
14	89 Risi Competizione	P. DERANI / O. JARVIS / J. GOUNON	Ferrari 488 GTE EVO	M	3:52.997	24 25 +3.467 +0.507	210.5
15	68 Ford Chip Ganassi Team USA	J. HAND / D. MÜLLER / S. BOURDAIS	Ford GT	M	3:53.053	12 19 +3.523 +0.056	210.5
16	82 BMW Team MTEK	A. FARFUS / A. DA COSTA / J. KROHN	BMW M8 GTE	M	3:53.498	11 23 +3.968 +0.445	210.1
17	66 Ford Chip Ganassi Team UK	S. MÜCKE / O. PLA / B. JOHNSON	Ford GT	M	3:53.793	4 16 +4.263 +0.295	209.8





FIA WEC

87^e Edition des 24 Heures du Mans

Qualifying Practice 1

Final Classification by Class



No Team	Drivers	Car	Ty	Time	Lap Total	Gap	Kph
LMGTE Am							
1	88 Dempsey - Proton Racing	S. HOSHINO / G. RODA JR / M. CAIROLI	Porsche 911 RSR	M	3:52.454	3 23	211.0
2	56 Team Project 1	J. BERGMEISTER / P. LINDSEY / E. PERFETTI	Porsche 911 RSR	M	3:52.750	3 20 +0.296 +0.296	210.8
3	77 Dempsey - Proton Racing	M. CAMPBELL / C. RIED / J. ANDLAUER	Porsche 911 RSR	M	3:53.408	22 22 +0.954 +0.658	210.2
4	98 Aston Martin Racing	P. DALLA LANA / P. LAMY / M. LAUDA	Aston Martin Vantage	M	3:53.530	4 26 +1.076 +0.122	210.1
5	54 Spirit of Race	T. FLOHR / F. CASTELLACCI / G. FISICHELLA	Ferrari 488 GTE	M	3:53.793	4 19 +1.339 +0.263	209.8
6	90 TF Sport	S. YOLUC / E. HANKEY / C. EASTWOOD	Aston Martin Vantage	M	3:53.974	4 22 +1.520 +0.181	209.7
7	78 Proton Competition	L. PRETTE / P. PRETTE / V. ABRIL	Porsche 911 RSR	M	3:54.324	3 21 +1.870 +0.350	209.3
8	84 JMW Motorsport	J. SEGAL / R. BAPTISTA / W. LU	Ferrari 488 GTE	M	3:54.513	23 23 +2.059 +0.189	209.2
9	70 MR Racing	M. ISHIKAWA / O. BERETTA / E. CHEEVER	Ferrari 488 GTE	M	3:54.737	2 27 +2.283 +0.224	209.0
10	86 Gulf Racing	M. WAINWRIGHT / B. BARKER / T. PREINING	Porsche 911 RSR	M	3:55.033	24 24 +2.579 +0.296	208.7
11	62 WeatherTech Racing	C. MACNEIL / T. VILANDER / R. SMITH	Ferrari 488 GTE	M	3:55.544	25 25 +3.090 +0.511	208.3
12	57 Car Guy Racing	T. KIMURA / K. COZZOLINO / C. LEDOGAR	Ferrari 488 GTE	M	3:56.034	15 21 +3.580 +0.490	207.8
13	61 Clearwater Racing	L. PEREZ-COMPANC / M. GRIFFIN / M. CRESSONI	Ferrari 488 GTE	M	3:56.072	10 22 +3.618 +0.038	207.8
14	60 Kessel Racing	C. SCHIAVONI / S. PIANEZZOLA / A. PICCINI	Ferrari 488 GTE	M	3:56.147	7 22 +3.693 +0.075	207.7
15	83 Kessel Racing	M. GOSTNER / R. FREY / M. GATTING	Ferrari 488 GTE	M	3:56.333	3 24 +3.879 +0.186	207.6
16	85 Keating Motorsports	B. KEATING / J. BLEEKEMOLEN / F. FRAGA	Ford GT	M	3:56.579	22 23 +4.125 +0.246	207.3
17	99 Dempsey - Proton Racing	P. LONG / T. KROHN / N. JÖNSSON	Porsche 911 RSR	M			

Circuit Best Laps by Class

LMP1	Kazuki NAKAJIMA	14/06/2018	3:15.377	251.1 Kph
LMP2	Paul Loup CHATIN	14/06/2018	3:24.842	239.5 Kph
LMGTE Pro	Gianmaria BRUNI	13/06/2018	3:47.504	215.6 Kph
LMGTE Am	Matteo CAIROLI	13/06/2018	3:50.728	212.6 Kph

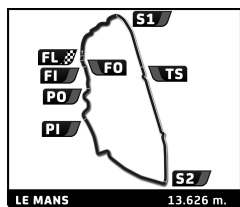
CAR N° 63 - LAP 18 DELETED DUE TO IMPROVING UNDER YELLOW SECTOR
 CAR N° 61 - LAP 2 AND 3 DELETED DUE TO STEWARDS DECISION N° 33
 CAR N° 51 - LAP 9 AND 10 DELETED DUE TO STEWARDS DECISION N° 34
 CAR N° 8 - LAPS 9, 10, 13, 14, 23 AND 24 DELETED DUE TO STEWARDS DECISION N°36, 37 AND 39
 CAR N° 47 DRIVER LACORTE LAPTIMES DELETED DUE TO STEWARDS DECISION N° 38
 CAR N° 71 LAPS 9 AND 10 DELETED DUE TO STEWARDS DECISION N° 40
 CAR N° 4 LAPS 17 AND 18 DELETED DUE TO STEWARDS DECISION N° 41
 CAR N° 1 ALL LAPTIMES DELETED DUE TO STEWARDS DECISION N° 48

Published at:

Track Temp: **17.22 °C** Air Temp: **12.39 °C** Track Status: **DRY**

Stewards	Timekeeper
----------	------------





FIA WEC

87^e Edition des 24 Heures du Mans

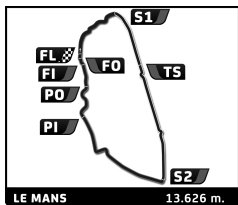
After Qualifying Practice 1



Final Classification by Fastest Lap

No	Team	Car	Class	Driver	Time	Laps	Gap	Kph	Session	
1	7	Toyota Gazoo Racing	Toyota TS050 - Hybrid	LMP1 H	Kamui KOBAYASHI	3:17.161	22	248.8	Qualifying Practice 1	
2	17	SMP Racing	BR Engineering BR1 - AER	LMP1	Egor ORUDZHEV	3:17.633	19	0.472	248.2	Qualifying Practice 1
3	3	Rebellion Racing	Rebellion R13 - Gibson	LMP1	Thomas LAURENT	3:19.603	20	2.442	245.8	Qualifying Practice 1
4	8	Toyota Gazoo Racing	Toyota TS050 - Hybrid	LMP1 H	Fernando ALONSO	3:19.632	27	2.471	245.7	Qualifying Practice 1
5	11	SMP Racing	BR Engineering BR1 - AER	LMP1	Stoffel VANDOORNE	3:19.931	19	2.770	245.4	Free Practice
6	10	DragonSpeed	BR Engineering BR1 - Gibson	LMP1	Ben HANLEY	3:20.200	12	3.039	245.0	Qualifying Practice 1
7	1	Rebellion Racing	Rebellion R13 - Gibson	LMP1	André LOTTERER	3:21.257	16	4.096	243.7	Free Practice
8	4	Bykolles Racing Team	Enso CLM P1/01 - Gibson	LMP1	Tom DILLMANN	3:25.246	23	8.085	239.0	Qualifying Practice 1
9	31	DragonSpeed	Oreca 07 - Gibson	LMP2	Pastor MALDONADO	3:26.804	17	9.643	237.2	Qualifying Practice 1
10	36	Signatech Alpine Matmut	Alpine A470 - Gibson	LMP2	Nicolas LAPIERRE	3:26.935	14	9.774	237.0	Qualifying Practice 1
11	22	United Autosports	Ligier JSP217 - Gibson	LMP2	Filipe ALBUQUERQUE	3:27.338	17	10.177	236.6	Qualifying Practice 1
12	48	Idec Sport	Oreca 07 - Gibson	LMP2	Paul Loup CHATIN	3:27.847	14	10.686	236.0	Qualifying Practice 1
13	30	Duqueine Engineering	Oreca 07 - Gibson	LMP2	Nicolas JAMIN	3:28.653	17	11.492	235.1	Qualifying Practice 1
14	38	Jackie Chan DC Racing	Oreca 07 - Gibson	LMP2	Ho-Pin TUNG	3:28.738	21	11.577	235.0	Qualifying Practice 1
15	28	TDS Racing	Oreca 07 - Gibson	LMP2	Loïc DUVAL	3:28.840	14	11.679	234.9	Qualifying Practice 1
16	26	G-Drive Racing	Aurus 01 - Gibson	LMP2	Jean-Eric VERGNE	3:28.893	17	11.732	234.8	Free Practice
17	29	Racing Team Nederland	Dallara P217 - Gibson	LMP2	Nyck DE VRIES	3:28.909	18	11.748	234.8	Qualifying Practice 1
18	39	Graff	Oreca 07 - Gibson	LMP2	Jonathan HIRSCHI	3:28.959	14	11.798	234.8	Free Practice
19	25	Algarve Pro Racing	Oreca 07 - Gibson	LMP2	Andrea PIZZITOLA	3:29.126	15	11.965	234.6	Qualifying Practice 1
20	37	Jackie Chan DC Racing	Oreca 07 - Gibson	LMP2	Ricky TAYLOR	3:29.498	27	12.337	234.1	Qualifying Practice 1
21	32	United Autosports	Ligier JSP217 - Gibson	LMP2	Alex BRUNDLE	3:29.583	19	12.422	234.1	Qualifying Practice 1
22	47	Cetilar R. Villorba Corse	Dallara P217 - Gibson	LMP2	Giorgio SERNAGIOTTO	3:29.748	17	12.587	233.9	Qualifying Practice 1
23	23	Panis Barthez Competition	Ligier JSP217 - Gibson	LMP2	William STEVENS	3:29.821	17	12.660	233.8	Qualifying Practice 1
24	34	Inter Europol Competition	Ligier JSP217 - Gibson	LMP2	Nigel MOORE	3:30.744	21	13.583	232.8	Qualifying Practice 1
25	43	RLR M Sport / Tower Events	Oreca 07 - Gibson	LMP2	Norman NATO	3:31.017	17	13.856	232.5	Qualifying Practice 1
26	20	High Class Racing	Oreca 07 - Gibson	LMP2	Anders FJORDBACH	3:32.353	17	15.192	231.0	Free Practice
27	49	ARC Bratislava	Ligier JSP217 - Gibson	LMP2	Konstantin FERESCHENKO	3:35.480	18	18.319	227.6	Qualifying Practice 1
28	50	Larbre Competition	Ligier JSP217 - Gibson	LMP2	Erwin CREED	3:38.171	8	21.010	224.8	Free Practice
29	67	Ford Chip Ganassi Team UK	Ford GT	LMGTE Pro	Harry TINCKNELL	3:49.530	17	32.369	213.7	Qualifying Practice 1
30	93	Porsche GT Team	Porsche 911 RSR	LMGTE Pro	Nick TANDY	3:49.558	18	32.397	213.7	Qualifying Practice 1
31	97	Aston Martin Racing	Aston Martin Vantage AMR	LMGTE Pro	Alexander LYNN	3:50.037	15	32.876	213.2	Qualifying Practice 1
32	91	Porsche GT Team	Porsche 911 RSR	LMGTE Pro	Frédéric MAKOWIECKI	3:50.099	15	32.938	213.2	Qualifying Practice 1
33	94	Porsche GT Team	Porsche 911 RSR	LMGTE Pro	Mathieu JAMINET	3:50.278	27	33.117	213.0	Qualifying Practice 1
34	92	Porsche GT Team	Porsche 911 RSR	LMGTE Pro	Michael CHRISTENSEN	3:50.468	16	33.307	212.8	Qualifying Practice 1
35	95	Aston Martin Racing	Aston Martin Vantage AMR	LMGTE Pro	Nicki THIM	3:50.812	22	33.651	212.5	Qualifying Practice 1
36	71	AF Corse	Ferrari 488 GTE EVO	LMGTE Pro	Sam BIRD	3:50.850	11	33.689	212.5	Qualifying Practice 1
37	81	BMW Team MTEK	BMW M8 GTE	LMGTE Pro	Nicky CATSBURG	3:51.476	23	34.315	211.9	Qualifying Practice 1
38	69	Ford Chip Ganassi Team USA	Ford GT	LMGTE Pro	Richard WESTBROOK	3:51.821	17	34.660	211.6	Qualifying Practice 1
39	63	Corvette Racing	Chevrolet Corvette C7.R	LMGTE Pro	Jan MAGNUSSEN	3:52.109	28	34.948	211.3	Qualifying Practice 1
40	51	AF Corse	Ferrari 488 GTE EVO	LMGTE Pro	James CALADO	3:52.128	14	34.967	211.3	Qualifying Practice 1
41	88	Dempsey - Proton Racing	Porsche 911 RSR	LMGTE Am	Matteo CAIROLI	3:52.454	20	35.293	211.0	Qualifying Practice 1
42	64	Corvette Racing	Chevrolet Corvette C7.R	LMGTE Pro	Oliver GAVIN	3:52.490	13	35.329	211.0	Qualifying Practice 1
43	56	Team Project 1	Porsche 911 RSR	LMGTE Am	Jörg BERGMEISTER	3:52.750	14	35.589	210.8	Qualifying Practice 1
44	66	Ford Chip Ganassi Team UK	Ford GT	LMGTE Pro	Stefan MÜCKE	3:52.778	18	35.617	210.7	Free Practice
45	82	BMW Team MTEK	BMW M8 GTE	LMGTE Pro	Augusto FARFUS	3:52.969	23	35.808	210.6	Free Practice
46	89	Risi Competizione	Ferrari 488 GTE EVO	LMGTE Pro	Pipo DERANI	3:52.997	16	35.836	210.5	Qualifying Practice 1
47	68	Ford Chip Ganassi Team USA	Ford GT	LMGTE Pro	Joey HAND	3:53.053	8	35.892	210.5	Qualifying Practice 1
48	77	Dempsey - Proton Racing	Porsche 911 RSR	LMGTE Am	Julien ANDLAUER	3:53.408	15	36.247	210.2	Qualifying Practice 1
49	98	Aston Martin Racing	Aston Martin Vantage	LMGTE Am	Pedro LAMY	3:53.530	17	36.369	210.1	Qualifying Practice 1
50	54	Spirit of Race	Ferrari 488 GTE	LMGTE Am	Giancarlo FISICHELLA	3:53.793	13	36.632	209.8	Qualifying Practice 1
51	90	TF Sport	Aston Martin Vantage	LMGTE Am	Charles EASTWOOD	3:53.974	14	36.813	209.7	Qualifying Practice 1
52	78	Proton Competition	Porsche 911 RSR	LMGTE Am	Vincent ABRIL	3:54.324	17	37.163	209.3	Qualifying Practice 1
53	84	JMW Motorsport	Ferrari 488 GTE	LMGTE Am	Jeffrey SEGAL	3:54.513	20	37.352	209.2	Qualifying Practice 1
54	70	MR Racing	Ferrari 488 GTE	LMGTE Am	Olivier BERETTA	3:54.737	11	37.576	209.0	Qualifying Practice 1
55	86	Gulf Racing	Porsche 911 RSR	LMGTE Am	Thomas PREINING	3:55.033	14	37.872	208.7	Qualifying Practice 1
56	62	WeatherTech Racing	Ferrari 488 GTE	LMGTE Am	Toni VILANDER	3:55.544	22	38.383	208.3	Qualifying Practice 1
57	57	Car Guy Racing	Ferrari 488 GTE	LMGTE Am	Côme LEDOGAR	3:56.034	20	38.873	207.8	Qualifying Practice 1
58	61	Clearwater Racing	Ferrari 488 GTE	LMGTE Am	Matthew GRIFFIN	3:56.072	20	38.911	207.8	Qualifying Practice 1
59	60	Kessel Racing	Ferrari 488 GTE	LMGTE Am	Andrea PICCINI	3:56.147	14	38.986	207.7	Qualifying Practice 1
60	83	Kessel Racing	Ferrari 488 GTE	LMGTE Am	Michelle GATTING	3:56.333	16	39.172	207.6	Qualifying Practice 1





FIA WEC

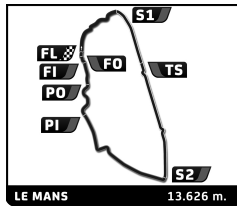
87^e Edition des 24 Heures du Mans After Qualifying Practice 1

Final Classification by Fastest Lap



No	Team	Car	Class	Driver	Time	Laps	Gap	Kph	Session
61	85 Keating Motorsports	Ford GT	LMGTE Am	Jeroen BLEEKEMOLEN	3:56.579	18	39.418	207.3	Qualifying Practice 1
62	99 Dempsey - Proton Racing	Porsche 911 RSR	LMGTE Am	Patrick LONG	4:00.472	8	43.311	204.0	Free Practice





FIA WEC

87^e Edition des 24 Heures du Mans

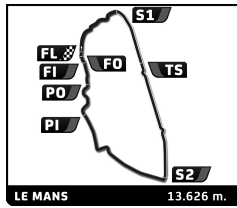
Qualifying Practice 1

Final Classification by Driver Fastest Lap



No	Team	Car	Class	Driver	Time	Lap	Total	Gap	Kph		
1	7	Toyota Gazoo Racing	Toyota TS050 - Hybrid	LMP1 H	Kamui KOBAYASHI	3:17.161	3	4		248.8	
2	17	SMP Racing	BR Engineering BR1 - AER	LMP1	Egor ORUDZHEV	3:17.633	2	5	0.472	248.2	
3	3	Rebellion Racing	Rebellion R13 - Gibson	LMP1	Thomas LAURENT	3:19.603	6	8	2.442	1.970	245.8
4	8	Toyota Gazoo Racing	Toyota TS050 - Hybrid	LMP1 H	Fernando ALONSO	3:19.632	9	10	2.471	0.029	245.7
5	10	DragonSpeed	BR Engineering BR1 - Gibson	LMP1	Ben HANLEY	3:20.200	3	5	3.039	0.568	245.0
6	8	Toyota Gazoo Racing	Toyota TS050 - Hybrid	LMP1 H	Sébastien BUEMI	3:20.577	8	10	3.416	0.377	244.6
7	11	SMP Racing	BR Engineering BR1 - AER	LMP1	Stoffel VANDORNE	3:20.934	2	5	3.773	0.357	244.1
8	7	Toyota Gazoo Racing	Toyota TS050 - Hybrid	LMP1 H	Mike CONWAY	3:21.253	8	9	4.092	0.319	243.7
9	7	Toyota Gazoo Racing	Toyota TS050 - Hybrid	LMP1 H	Jose Maria LOPEZ	3:21.426	12	12	4.265	0.173	243.5
10	11	SMP Racing	BR Engineering BR1 - AER	LMP1	Mikhail ALESHIN	3:21.467	3	9	4.306	0.041	243.5
11	8	Toyota Gazoo Racing	Toyota TS050 - Hybrid	LMP1 H	Kazuki NAKAJIMA	3:21.970	6	10	4.809	0.503	242.9
12	11	SMP Racing	BR Engineering BR1 - AER	LMP1	Vitaly PETROV	3:22.308	4	5	5.147	0.338	242.5
13	3	Rebellion Racing	Rebellion R13 - Gibson	LMP1	Nathanaël BERTHON	3:22.445	4	5	5.284	0.137	242.3
14	3	Rebellion Racing	Rebellion R13 - Gibson	LMP1	Gustavo MENEZES	3:22.635	2	6	5.474	0.190	242.1
15	17	SMP Racing	BR Engineering BR1 - AER	LMP1	Sergey SIROTKIN	3:23.416	4	5	6.255	0.781	241.1
16	17	SMP Racing	BR Engineering BR1 - AER	LMP1	Stéphane SARRAZIN	3:23.812	3	13	6.651	0.396	240.7
17	10	DragonSpeed	BR Engineering BR1 - Gibson	LMP1	Renger VAN DER ZANDE	3:24.751	3	4	7.590	0.939	239.6
18	4	Bykolles Racing Team	Enso CLM P1/01 - Gibson	LMP1	Tom DILLMANN	3:25.246	3	9	8.085	0.495	239.0
19	31	DragonSpeed	Oreca 07 - Gibson	LMP2	Pastor MALDONADO	3:26.804	3	10	9.643	1.558	237.2
20	36	Signatech Alpine Matmut	Alpine A470 - Gibson	LMP2	Nicolas LAPIERRE	3:26.935	2	6	9.774	0.131	237.0
21	22	United Autosports	Ligier JSP217 - Gibson	LMP2	Filipe ALBUQUERQUE	3:27.338	3	4	10.177	0.403	236.6
22	48	Idec Sport	Oreca 07 - Gibson	LMP2	Paul Loup CHATIN	3:27.847	2	5	10.686	0.509	236.0
23	30	Duqueine Engineering	Oreca 07 - Gibson	LMP2	Nicolas JAMIN	3:28.653	2	4	11.492	0.806	235.1
24	38	Jackie Chan DC Racing	Oreca 07 - Gibson	LMP2	Ho-Pin TUNG	3:28.738	9	9	11.577	0.085	235.0
25	28	TDS Racing	Oreca 07 - Gibson	LMP2	Loïc DUVAL	3:28.840	3	9	11.679	0.102	234.9
26	29	Racing Team Nederland	Dallara P217 - Gibson	LMP2	Nyck DE VRIES	3:28.909	3	10	11.748	0.069	234.8
27	36	Signatech Alpine Matmut	Alpine A470 - Gibson	LMP2	André NEGRÃO	3:28.978	3	8	11.817	0.069	234.7
28	26	G-Drive Racing	Aurus 01 - Gibson	LMP2	Jean-Eric VERGNE	3:29.107	5	10	11.946	0.129	234.6
29	25	Algarve Pro Racing	Oreca 07 - Gibson	LMP2	Andrea PIZZITOLA	3:29.126	8	10	11.965	0.019	234.6
30	38	Jackie Chan DC Racing	Oreca 07 - Gibson	LMP2	Stéphane RICHELMI	3:29.179	4	12	12.018	0.053	234.5
31	37	Jackie Chan DC Racing	Oreca 07 - Gibson	LMP2	Ricky TAYLOR	3:29.498	3	10	12.337	0.319	234.1
32	32	United Autosports	Ligier JSP217 - Gibson	LMP2	Alex BRUNDLE	3:29.583	3	4	12.422	0.085	234.1
33	37	Jackie Chan DC Racing	Oreca 07 - Gibson	LMP2	Jordan KING	3:29.654	7	9	12.493	0.071	234.0
34	47	Cetilar R. Villorba Corse	Dallara P217 - Gibson	LMP2	Giorgio SERNAGIOTTO	3:29.748	3	10	12.587	0.094	233.9
35	4	Bykolles Racing Team	Enso CLM P1/01 - Gibson	LMP1	Oliver WEBB	3:29.754	3	7	12.593	0.006	233.9
36	23	Panis Barthez Competition	Ligier JSP217 - Gibson	LMP2	William STEVENS	3:29.821	10	11	12.660	0.067	233.8
37	26	G-Drive Racing	Aurus 01 - Gibson	LMP2	Roman RUSINOV	3:30.020	8	8	12.859	0.199	233.6
38	29	Racing Team Nederland	Dallara P217 - Gibson	LMP2	Giedo VAN DER GARDE	3:30.222	8	9	13.061	0.202	233.3
39	34	Inter Europol Competition	Ligier JSP217 - Gibson	LMP2	Nigel MOORE	3:30.744	3	11	13.583	0.522	232.8
40	48	Idec Sport	Oreca 07 - Gibson	LMP2	Memo ROJAS	3:30.937	9	10	13.776	0.193	232.6
41	39	Graff	Oreca 07 - Gibson	LMP2	Tristan GOMMENDY	3:30.970	4	10	13.809	0.033	232.5
42	43	RLR M Sport / Tower Events	Oreca 07 - Gibson	LMP2	Norman NATO	3:31.017	2	5	13.856	0.047	232.5
43	32	United Autosports	Ligier JSP217 - Gibson	LMP2	Will OWEN	3:31.389	8	9	14.228	0.372	232.1
44	30	Duqueine Engineering	Oreca 07 - Gibson	LMP2	Romain DUMAS	3:31.523	8	10	14.362	0.134	231.9
45	22	United Autosports	Ligier JSP217 - Gibson	LMP2	Paul DI RESTA	3:31.820	4	14	14.659	0.297	231.6
46	28	TDS Racing	Oreca 07 - Gibson	LMP2	Mathieu VAXIVIERE	3:31.932	3	5	14.771	0.112	231.5
47	38	Jackie Chan DC Racing	Oreca 07 - Gibson	LMP2	Gabriel AUBRY	3:32.674	3	5	15.513	0.742	230.7
48	20	High Class Racing	Oreca 07 - Gibson	LMP2	Mathias BECHE	3:32.945	4	6	15.784	0.271	230.4
49	43	RLR M Sport / Tower Events	Oreca 07 - Gibson	LMP2	Arjun MAINI	3:32.985	4	6	15.824	0.040	230.3
50	39	Graff	Oreca 07 - Gibson	LMP2	Jonathan HIRSCHI	3:33.033	6	8	15.872	0.048	230.3
51	37	Jackie Chan DC Racing	Oreca 07 - Gibson	LMP2	David HENEMIER-HANSSON	3:33.435	9	11	16.274	0.402	229.8
52	30	Duqueine Engineering	Oreca 07 - Gibson	LMP2	Pierre RAGUES	3:33.882	2	3	16.721	0.447	229.3
53	20	High Class Racing	Oreca 07 - Gibson	LMP2	Anders FJORBACH	3:33.899	6	6	16.738	0.017	229.3
54	26	G-Drive Racing	Aurus 01 - Gibson	LMP2	Job VAN UITERT	3:34.040	6	10	16.879	0.141	229.2
55	22	United Autosports	Ligier JSP217 - Gibson	LMP2	Philip HANSON	3:34.131	10	10	16.970	0.091	229.1
56	36	Signatech Alpine Matmut	Alpine A470 - Gibson	LMP2	Pierre THIRIET	3:34.440	8	10	17.279	0.309	228.8
57	48	Idec Sport	Oreca 07 - Gibson	LMP2	Paul LAFARGUE	3:34.651	7	9	17.490	0.211	228.5
58	31	DragonSpeed	Oreca 07 - Gibson	LMP2	Anthony DAVIDSON	3:34.772	2	5	17.611	0.121	228.4
59	39	Graff	Oreca 07 - Gibson	LMP2	Vincent CAPILLAIRE	3:35.090	4	5	17.929	0.318	228.1
60	49	ARC Bratislava	Ligier JSP217 - Gibson	LMP2	Konstantin TERESCHENKO	3:35.480	4	10	18.319	0.390	227.6
61	31	DragonSpeed	Oreca 07 - Gibson	LMP2	Roberto GONZALEZ	3:35.999	3	7	18.838	0.519	227.1
62	23	Panis Barthez Competition	Ligier JSP217 - Gibson	LMP2	Julien CANAL	3:36.509	7	9	19.348	0.510	226.6
63	49	ARC Bratislava	Ligier JSP217 - Gibson	LMP2	Henning ENQVIST	3:36.901	7	10	19.740	0.392	226.2
64	32	United Autosports	Ligier JSP217 - Gibson	LMP2	Ryan CULLEN	3:37.174	8	11	20.013	0.273	225.9
65	47	Cetilar R. Villorba Corse	Dallara P217 - Gibson	LMP2	Andrea BELICCHI	3:37.391	4	6	20.230	0.217	225.6
66	23	Panis Barthez Competition	Ligier JSP217 - Gibson	LMP2	René BINDER	3:37.842	4	8	20.681	0.451	225.2





FIA WEC

87^e Edition des 24 Heures du Mans

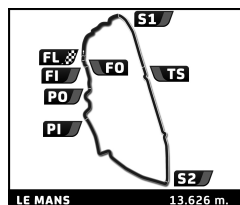
Qualifying Practice 1

Final Classification by Driver Fastest Lap



No	Team	Car	Class	Driver	Time	Lap	Total	Gap	Kph		
67	28	TDS Racing	Oreca 07 - Gibson	LMP2	François PERRODO	3:38.414	2	10	21.253	0.572	224.6
68	50	Larbre Competition	Ligier JSP217 - Gibson	LMP2	Romano RICCI	3:38.663	5	6	21.502	0.249	224.3
69	25	Algarve Pro Racing	Oreca 07 - Gibson	LMP2	John FALB	3:38.836	7	8	21.675	0.173	224.2
70	25	Algarve Pro Racing	Oreca 07 - Gibson	LMP2	David ZOLLINGER	3:38.932	6	10	21.771	0.096	224.1
71	4	Bykolles Racing Team	Enso CLM P1/01 - Gibson	LMP1	Paolo RUBERTI	3:40.706	3	5	23.545	1.774	222.3
72	50	Larbre Competition	Ligier JSP217 - Gibson	LMP2	Nicholas BOULLE	3:40.941	4	10	23.780	0.235	222.0
73	34	Inter Europol Competition	Ligier JSP217 - Gibson	LMP2	James WINSLOW	3:42.681	6	9	25.520	1.740	220.3
74	34	Inter Europol Competition	Ligier JSP217 - Gibson	LMP2	Jakub SMIECHOWSKI	3:42.787	3	7	25.626	0.106	220.2
75	43	RLR M Sport / Tower Events	Oreca 07 - Gibson	LMP2	John FARANO	3:43.462	13	14	26.301	0.675	219.5
76	29	Racing Team Nederland	Dallara P217 - Gibson	LMP2	Frits VAN EERD	3:44.059	4	9	26.898	0.597	218.9
77	20	High Class Racing	Oreca 07 - Gibson	LMP2	Dennis ANDERSEN	3:47.672	5	9	30.511	3.613	215.5
78	67	Ford Chip Ganassi Team UK	Ford GT	LMGTE Pro	Harry TINCKNELL	3:49.530	11	12	32.369	1.858	213.7
79	93	Porsche GT Team	Porsche 911 RSR	LMGTE Pro	Nick TANDY	3:49.558	9	10	32.397	0.028	213.7
80	97	Aston Martin Racing	Aston Martin Vantage AMR	LMGTE Pro	Alexander LYNN	3:50.037	3	6	32.876	0.479	213.2
81	91	Porsche GT Team	Porsche 911 RSR	LMGTE Pro	Frédéric MAKOWIECKI	3:50.099	8	9	32.938	0.062	213.2
82	91	Porsche GT Team	Porsche 911 RSR	LMGTE Pro	Gianmaria BRUNI	3:50.111	2	5	32.950	0.012	213.2
83	94	Porsche GT Team	Porsche 911 RSR	LMGTE Pro	Mathieu JAMINET	3:50.278	6	9	33.117	0.167	213.0
84	92	Porsche GT Team	Porsche 911 RSR	LMGTE Pro	Michael CHRISTENSEN	3:50.468	2	9	33.307	0.190	212.8
85	95	Aston Martin Racing	Aston Martin Vantage AMR	LMGTE Pro	Nicki THIIM	3:50.812	2	6	33.651	0.344	212.5
86	71	AF Corse	Ferrari 488 GTE EVO	LMGTE Pro	Sam BIRD	3:50.850	2	5	33.689	0.038	212.5
87	81	BMW Team MTEK	BMW M8 GTE	LMGTE Pro	Nicky CATSBURG	3:51.476	5	11	34.315	0.626	211.9
88	49	ARC Bratislava	Ligier JSP217 - Gibson	LMP2	Miro KONOPKA	3:51.781	3	5	34.620	0.305	211.6
89	69	Ford Chip Ganassi Team USA	Ford GT	LMGTE Pro	Richard WESTBROOK	3:51.821	16	17	34.660	0.040	211.6
90	63	Corvette Racing	Chevrolet Corvette C7.R	LMGTE Pro	Jan MAGNUSSEN	3:52.109	5	9	34.948	0.288	211.3
91	51	AF Corse	Ferrari 488 GTE EVO	LMGTE Pro	James CALADO	3:52.128	2	5	34.967	0.019	211.3
92	88	Dempsey - Proton Racing	Porsche 911 RSR	LMGTE Am	Matteo CAIROLI	3:52.454	3	8	35.293	0.326	211.0
93	64	Corvette Racing	Chevrolet Corvette C7.R	LMGTE Pro	Oliver GAVIN	3:52.490	4	6	35.329	0.036	211.0
94	63	Corvette Racing	Chevrolet Corvette C7.R	LMGTE Pro	Antonio GARCIA	3:52.505	5	10	35.344	0.015	211.0
95	92	Porsche GT Team	Porsche 911 RSR	LMGTE Pro	Laurens VANTHOOR	3:52.540	4	8	35.379	0.035	210.9
96	56	Team Project 1	Porsche 911 RSR	LMGTE Am	Jörg BERGMEISTER	3:52.750	3	5	35.589	0.210	210.8
97	93	Porsche GT Team	Porsche 911 RSR	LMGTE Pro	Patrick PILET	3:52.840	5	9	35.679	0.090	210.7
98	92	Porsche GT Team	Porsche 911 RSR	LMGTE Pro	Kevin ESTRE	3:52.840	6	8	35.679	0.000	210.7
99	67	Ford Chip Ganassi Team UK	Ford GT	LMGTE Pro	Andy PRIAULX	3:52.861	4	6	35.700	0.021	210.7
100	81	BMW Team MTEK	BMW M8 GTE	LMGTE Pro	Phillip ENG	3:52.894	8	9	35.733	0.033	210.6
101	71	AF Corse	Ferrari 488 GTE EVO	LMGTE Pro	Davide RIGON	3:52.913	7	8	35.752	0.019	210.6
102	89	Risi Competizione	Ferrari 488 GTE EVO	LMGTE Pro	Pipo DERANI	3:52.997	5	6	35.836	0.084	210.5
103	68	Ford Chip Ganassi Team USA	Ford GT	LMGTE Pro	Joey HAND	3:53.053	7	8	35.892	0.056	210.5
104	63	Corvette Racing	Chevrolet Corvette C7.R	LMGTE Pro	Mike ROCKENFELLER	3:53.291	4	5	36.130	0.238	210.3
105	97	Aston Martin Racing	Aston Martin Vantage AMR	LMGTE Pro	Maxime MARTIN	3:53.303	3	13	36.142	0.012	210.3
106	64	Corvette Racing	Chevrolet Corvette C7.R	LMGTE Pro	Tommy MILNER	3:53.313	6	7	36.152	0.010	210.2
107	68	Ford Chip Ganassi Team USA	Ford GT	LMGTE Pro	Sébastien BOURDAIS	3:53.322	3	5	36.161	0.009	210.2
108	69	Ford Chip Ganassi Team USA	Ford GT	LMGTE Pro	Scott DIXON	3:53.368	3	5	36.207	0.046	210.2
109	77	Dempsey - Proton Racing	Porsche 911 RSR	LMGTE Am	Julien ANDLAUER	3:53.408	12	12	36.247	0.040	210.2
110	89	Risi Competizione	Ferrari 488 GTE EVO	LMGTE Pro	Oliver JARVIS	3:53.426	11	12	36.265	0.018	210.1
111	51	AF Corse	Ferrari 488 GTE EVO	LMGTE Pro	Alessandro PIER GUIDI	3:53.467	9	9	36.306	0.041	210.1
112	94	Porsche GT Team	Porsche 911 RSR	LMGTE Pro	Dennis OLSEN	3:53.498	4	8	36.337	0.031	210.1
113	82	BMW Team MTEK	BMW M8 GTE	LMGTE Pro	Antonio Felix DA COSTA	3:53.498	3	5	36.337	0.000	210.1
114	82	BMW Team MTEK	BMW M8 GTE	LMGTE Pro	Augusto FARFUS	3:53.511	7	13	36.350	0.013	210.1
115	98	Aston Martin Racing	Aston Martin Vantage	LMGTE Am	Pedro LAMY	3:53.530	4	5	36.369	0.019	210.1
116	54	Spirit of Race	Ferrari 488 GTE	LMGTE Am	Giancarlo FISICHELLA	3:53.793	4	8	36.632	0.263	209.8
117	66	Ford Chip Ganassi Team UK	Ford GT	LMGTE Pro	Olivier PLA	3:53.793	4	6	36.632	0.000	209.8
118	90	TF Sport	Aston Martin Vantage	LMGTE Am	Charles EASTWOOD	3:53.974	4	5	36.813	0.181	209.7
119	51	AF Corse	Ferrari 488 GTE EVO	LMGTE Pro	Daniel SERRA	3:54.119	6	12	36.958	0.145	209.5
120	91	Porsche GT Team	Porsche 911 RSR	LMGTE Pro	Richard LIETZ	3:54.169	10	11	37.008	0.050	209.5
121	78	Proton Competition	Porsche 911 RSR	LMGTE Am	Vincent ABRIL	3:54.324	3	6	37.163	0.155	209.3
122	84	JMW Motorsport	Ferrari 488 GTE	LMGTE Am	Jeffrey SEGAL	3:54.513	13	13	37.352	0.189	209.2
123	93	Porsche GT Team	Porsche 911 RSR	LMGTE Pro	Earl BAMBER	3:54.538	3	4	37.377	0.025	209.1
124	81	BMW Team MTEK	BMW M8 GTE	LMGTE Pro	Martin TOMCZYK	3:54.603	5	6	37.442	0.065	209.1
125	70	MR Racing	Ferrari 488 GTE	LMGTE Am	Olivier BERETTA	3:54.737	2	5	37.576	0.134	209.0
126	71	AF Corse	Ferrari 488 GTE EVO	LMGTE Pro	Miguel MOLINA	3:54.846	3	5	37.685	0.109	208.9
127	95	Aston Martin Racing	Aston Martin Vantage AMR	LMGTE Pro	Darren TURNER	3:54.891	8	10	37.730	0.045	208.8
128	86	Gulf Racing	Porsche 911 RSR	LMGTE Am	Thomas PREINING	3:55.033	6	6	37.872	0.142	208.7
129	68	Ford Chip Ganassi Team USA	Ford GT	LMGTE Pro	Dirk MÜLLER	3:55.385	5	6	38.224	0.352	208.4
130	94	Porsche GT Team	Porsche 911 RSR	LMGTE Pro	Sven MÜLLER	3:55.477	4	8	38.316	0.092	208.3
131	66	Ford Chip Ganassi Team UK	Ford GT	LMGTE Pro	Stefan MÜCKE	3:55.528	4	5	38.367	0.051	208.3
132	62	WeatherTech Racing	Ferrari 488 GTE	LMGTE Am	Toni VILANDER	3:55.544	10	10	38.383	0.016	208.3





FIA WEC

87^e Edition des 24 Heures du Mans

Qualifying Practice 1

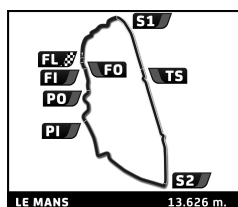
Final Classification by Driver Fastest Lap



No	Team	Car	Class	Driver	Time	Lap	Total	Gap	Kph	
133	67 Ford Chip Ganassi Team UK	Ford GT	LMGTE Pro	Jonathan BOMARITO	3:55.729	4	5	38.568	0.185	208.1
134	64 Corvette Racing	Chevrolet Corvette C7.R	LMGTE Pro	Marcel FÄSSLER	3:55.913	3	4	38.752	0.184	207.9
135	95 Aston Martin Racing	Aston Martin Vantage AMR	LMGTE Pro	Marco SØRENSEN	3:55.946	5	9	38.785	0.033	207.9
136	57 Car Guy Racing	Ferrari 488 GTE	LMGTE Am	Côme LEDOGAR	3:56.034	9	10	38.873	0.088	207.8
137	61 Clearwater Racing	Ferrari 488 GTE	LMGTE Am	Matthew GRIFFIN	3:56.072	10	11	38.911	0.038	207.8
138	60 Kessel Racing	Ferrari 488 GTE	LMGTE Am	Andrea PICCINI	3:56.147	7	8	38.986	0.075	207.7
139	83 Kessel Racing	Ferrari 488 GTE	LMGTE Am	Michèle GATTING	3:56.333	3	6	39.172	0.186	207.6
140	78 Proton Competition	Porsche 911 RSR	LMGTE Am	Louis PRETTE	3:56.480	5	7	39.319	0.147	207.4
141	82 BMW Team MTEK	BMW M8 GTE	LMGTE Pro	Jesse KROHN	3:56.566	4	5	39.405	0.086	207.4
142	85 Keating Motorsports	Ford GT	LMGTE Am	Jeroen BLEEKEMOLEN	3:56.579	12	13	39.418	0.013	207.3
143	70 MR Racing	Ferrari 488 GTE	LMGTE Am	Edward CHEEVER	3:56.845	12	13	39.684	0.266	207.1
144	97 Aston Martin Racing	Aston Martin Vantage AMR	LMGTE Pro	Jonathan ADAM	3:57.277	5	8	40.116	0.432	206.7
145	77 Dempsey - Proton Racing	Porsche 911 RSR	LMGTE Am	Matt CAMPBELL	3:57.404	4	5	40.243	0.127	206.6
146	57 Car Guy Racing	Ferrari 488 GTE	LMGTE Am	Kei COZZOLINO	3:57.447	2	5	40.286	0.043	206.6
147	83 Kessel Racing	Ferrari 488 GTE	LMGTE Am	Rahel FREY	3:57.715	3	6	40.554	0.268	206.4
148	54 Spirit of Race	Ferrari 488 GTE	LMGTE Am	Francesco CASTELLACCI	3:57.882	4	5	40.721	0.167	206.2
149	60 Kessel Racing	Ferrari 488 GTE	LMGTE Am	Sergio PIANEZZOLA	3:58.076	4	6	40.915	0.194	206.0
150	90 TF Sport	Aston Martin Vantage	LMGTE Am	Euan HANKEY	3:58.294	3	5	41.133	0.218	205.9
151	98 Aston Martin Racing	Aston Martin Vantage	LMGTE Am	Mathias LAUDA	3:58.492	4	12	41.331	0.198	205.7
152	89 Risi Competizione	Ferrari 488 GTE EVO	LMGTE Pro	Jules GOUNON	3:58.630	3	7	41.469	0.138	205.6
153	84 JMW Motorsport	Ferrari 488 GTE	LMGTE Am	Rodrigo BAPTISTA	3:59.061	4	5	41.900	0.431	205.2
154	85 Keating Motorsports	Ford GT	LMGTE Am	Felipe FRAGA	3:59.811	3	5	42.650	0.750	204.6
155	62 WeatherTech Racing	Ferrari 488 GTE	LMGTE Am	Cooper MACNEIL	4:00.206	7	8	43.045	0.395	204.2
156	66 Ford Chip Ganassi Team UK	Ford GT	LMGTE Pro	Billy JOHNSON	4:00.283	2	5	43.122	0.077	204.1
157	56 Team Project 1	Porsche 911 RSR	LMGTE Am	Egidio PERFETTI	4:00.594	4	8	43.433	0.311	203.9
158	61 Clearwater Racing	Ferrari 488 GTE	LMGTE Am	Matteo CRESSONI	4:00.872	3	5	43.711	0.278	203.7
159	88 Dempsey - Proton Racing	Porsche 911 RSR	LMGTE Am	Giorgio RODA JR	4:00.991	8	9	43.830	0.119	203.5
160	90 TF Sport	Aston Martin Vantage	LMGTE Am	Salih YOLUC	4:01.213	11	12	44.052	0.222	203.4
161	98 Aston Martin Racing	Aston Martin Vantage	LMGTE Am	Paul DALLA LANA	4:01.224	2	9	44.063	0.011	203.4
162	85 Keating Motorsports	Ford GT	LMGTE Am	Ben KEATING	4:02.231	3	5	45.070	1.007	202.5
163	86 Gulf Racing	Porsche 911 RSR	LMGTE Am	Benjamin BARKER	4:02.239	6	7	45.078	0.008	202.5
164	56 Team Project 1	Porsche 911 RSR	LMGTE Am	Patrick LINDSEY	4:03.125	6	7	45.964	0.886	201.8
165	54 Spirit of Race	Ferrari 488 GTE	LMGTE Am	Thomas FLOHR	4:03.478	5	6	46.317	0.353	201.5
166	84 JMW Motorsport	Ferrari 488 GTE	LMGTE Am	Wei LU	4:03.755	4	5	46.594	0.277	201.2
167	77 Dempsey - Proton Racing	Porsche 911 RSR	LMGTE Am	Christian RIED	4:03.860	4	5	46.699	0.105	201.2
168	61 Clearwater Racing	Ferrari 488 GTE	LMGTE Am	Luis PEREZ-COMPANC	4:04.063	6	6	46.902	0.203	201.0
169	62 WeatherTech Racing	Ferrari 488 GTE	LMGTE Am	Robert SMITH	4:05.295	5	7	48.134	1.232	200.0
170	86 Gulf Racing	Porsche 911 RSR	LMGTE Am	Michael WAINWRIGHT	4:05.936	10	11	48.775	0.641	199.5
171	70 MR Racing	Ferrari 488 GTE	LMGTE Am	Motoaki ISHIKAWA	4:07.274	9	9	50.113	1.338	198.4
172	83 Kessel Racing	Ferrari 488 GTE	LMGTE Am	Manuela GOSTNER	4:08.852	12	12	51.691	1.578	197.1
173	78 Proton Competition	Porsche 911 RSR	LMGTE Am	Philippe PRETTE	4:09.353	7	8	52.192	0.501	196.7
174	57 Car Guy Racing	Ferrari 488 GTE	LMGTE Am	Takeshi KIMURA	4:09.714	4	6	52.553	0.361	196.4
175	60 Kessel Racing	Ferrari 488 GTE	LMGTE Am	Claudio SCHIAVONI	4:14.576	4	8	57.415	4.862	192.7
176	88 Dempsey - Proton Racing	Porsche 911 RSR	LMGTE Am	Satoshi HOSHINO	4:26.729	4	6	1'09.568	12.153	183.9
	1 Rebellion Racing	Rebellion R13 - Gibson	LMP1	Bruno SENNA			16			
	47 Cetilar R. Villorba Corse	Dallara P217 - Gibson	LMP2	Roberto LACORTE			7			
	1 Rebellion Racing	Rebellion R13 - Gibson	LMP1	André LOTTERER			6			
	1 Rebellion Racing	Rebellion R13 - Gibson	LMP1	Neel JANI			5			
	10 DragonSpeed	BR Engineering BR1 - Gibson	LMP1	Henrik HEDMAN						
	50 Larbre Competition	Ligier JSP217 - Gibson	LMP2	Erwin CREED						
	69 Ford Chip Ganassi Team USA	Ford GT	LMGTE Pro	Ryan BRISCOE						
	99 Dempsey - Proton Racing	Porsche 911 RSR	LMGTE Am	Tracy KROHN						
	99 Dempsey - Proton Racing	Porsche 911 RSR	LMGTE Am	Patrick LONG						
	99 Dempsey - Proton Racing	Porsche 911 RSR	LMGTE Am	Niclas JÖNSSON						

Track Temp: 17.22 °C Air Temp: 12.39 °C Track Status: **DRY**





FIA WEC

87^e Edition des 24 Heures du Mans

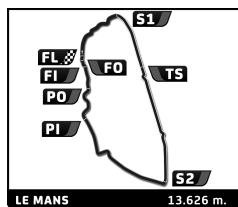
After Qualifying Practice 1

Final Classification by Driver Fastest Lap



No	Team	Class	Driver	Session 1		Session 2		Session 3		Session 4		Time	Gap	Kph
				Time	Lap	Time	Lap	Time	Lap	Time	Lap			
1	7 Toyota Gazoo Racing	LMP1	H Kamui KOBAYASHI	3:18.091	17 / 18	3:17.161	3 / 4					3:17.161		248.8
2	17 SMP Racing	LMP1	Egor ORUDZHEV	3:25.037	9 / 14	3:17.633	2 / 5					3:17.633	0.472	248.2
3	3 Rebellion Racing	LMP1	Thomas LAURENT	3:22.941	5 / 12	3:19.603	6 / 8					3:19.603	2.442	245.8
4	8 Toyota Gazoo Racing	LMP1	H Fernando ALONSO	3:20.941	11 / 17	3:19.632	9 / 10					3:19.632	2.471	245.7
5	11 SMP Racing	LMP1	Stoffel VANDORNE	3:19.931	11 / 14	3:20.934	2 / 5					3:19.931	2.770	245.4
6	3 Rebellion Racing	LMP1	Gustavo MENEZES	3:19.960	3 / 10	3:22.635	2 / 6					3:19.960	2.799	245.3
7	10 DragonSpeed	LMP1	Ben HANLEY	3:24.446	4 / 7	3:20.200	3 / 5					3:20.200	3.039	245.0
8	7 Toyota Gazoo Racing	LMP1	H Jose Maria LOPEZ	3:20.355	10 / 14	3:21.426	12 / 12					3:20.355	3.194	244.8
9	8 Toyota Gazoo Racing	LMP1	H Sébastien BUEMI	3:21.235	13 / 14	3:20.577	8 / 10					3:20.577	3.416	244.6
10	7 Toyota Gazoo Racing	LMP1	H Mike CONWAY	3:22.165	11 / 16	3:21.253	8 / 9					3:21.253	4.092	243.7
11	1 Rebellion Racing	LMP1	André LOTTERER	3:21.257	9 / 10		- / 6					3:21.257	4.096	243.7
12	11 SMP Racing	LMP1	Mikhail ALESHIN	3:23.350	8 / 8	3:21.467	3 / 9					3:21.467	4.306	243.5
13	8 Toyota Gazoo Racing	LMP1	H Kazuki NAKAJIMA	3:21.924	16 / 16	3:21.970	6 / 10					3:21.924	4.763	242.9
14	11 SMP Racing	LMP1	Vitaly PETROV	3:25.596	6 / 8	3:22.308	4 / 5					3:22.308	5.147	242.5
15	17 SMP Racing	LMP1	Sergey SIROTKIN	3:22.431	10 / 12	3:23.416	4 / 5					3:22.431	5.270	242.3
16	3 Rebellion Racing	LMP1	Nathanaël BERTHON	3:23.266	11 / 12	3:22.445	4 / 5					3:22.445	5.284	242.3
17	1 Rebellion Racing	LMP1	Neel JANI	3:22.867	12 / 15		- / 5					3:22.867	5.706	241.8
18	17 SMP Racing	LMP1	Stéphane SARRAZIN	3:23.133	4 / 5	3:23.812	3 / 13					3:23.133	5.972	241.5
19	1 Rebellion Racing	LMP1	Bruno SENNA	3:23.836	4 / 5		- / 16					3:23.836	6.675	240.7
20	10 DragonSpeed	LMP1	Renger VAN DER ZANDE	3:29.256	4 / 4	3:24.751	3 / 4					3:24.751	7.590	239.6
21	4 Bykolles Racing Team	LMP1	Tom DILLMANN	3:27.843	9 / 14	3:25.246	3 / 9					3:25.246	8.085	239.0
22	31 DragonSpeed	LMP2	Pastor MALDONADO	3:28.730	3 / 7	3:26.804	3 / 10					3:26.804	9.643	237.2
23	36 Signatech Alpine Matmut	LMP2	Nicolas LAPIERRE	3:29.978	7 / 8	3:26.935	2 / 6					3:26.935	9.774	237.0
24	22 United Autosports	LMP2	Filipe ALBUQUERQUE	3:30.862	12 / 13	3:27.338	3 / 4					3:27.338	10.177	236.6
25	48 Idec Sport	LMP2	Paul Loup CHATIN	3:28.363	7 / 9	3:27.847	2 / 5					3:27.847	10.686	236.0
26	30 Duqueine Engineering	LMP2	Nicolas JAMIN	3:31.416	8 / 13	3:28.653	2 / 4					3:28.653	11.492	235.1
27	38 Jackie Chan DC Racing	LMP2	Ho-Pin TUNG	3:36.679	10 / 12	3:28.738	9 / 9					3:28.738	11.577	235.0
28	28 TDS Racing	LMP2	Loïc DUVAL	3:34.483	4 / 5	3:28.840	3 / 9					3:28.840	11.679	234.9
29	26 G-Drive Racing	LMP2	Jean-Eric VERGNE	3:28.893	5 / 7	3:29.107	5 / 10					3:28.893	11.732	234.8
30	29 Racing Team Nederland	LMP2	Nyck DE VRIES	3:30.611	6 / 8	3:28.909	3 / 10					3:28.909	11.748	234.8
31	39 Graff	LMP2	Jonathan HIRSCHI	3:28.959	5 / 6	3:33.033	6 / 8					3:28.959	11.798	234.8
32	36 Signatech Alpine Matmut	LMP2	André NEGRÃO	3:33.949	4 / 7	3:28.978	3 / 8					3:28.978	11.817	234.7
33	25 Algarve Pro Racing	LMP2	Andrea PIZZITOLA	3:32.138	4 / 5	3:29.126	8 / 10					3:29.126	11.965	234.6
34	38 Jackie Chan DC Racing	LMP2	Stéphane RICHELMI	3:33.008	5 / 8	3:29.179	4 / 12					3:29.179	12.018	234.5
35	37 Jackie Chan DC Racing	LMP2	Ricky TAYLOR	3:31.416	8 / 17	3:29.498	3 / 10					3:29.498	12.337	234.1
36	32 United Autosports	LMP2	Alex BRUNDLE	3:31.299	11 / 15	3:29.583	3 / 4					3:29.583	12.422	234.1
37	37 Jackie Chan DC Racing	LMP2	Jordan KING	3:31.538	14 / 14	3:29.654	7 / 9					3:29.654	12.493	234.0
38	47 Cetilar R. Villorba Corse	LMP2	Giorgio SERVAGIOTTO	3:33.009	6 / 7	3:29.748	3 / 10					3:29.748	12.587	233.9
39	4 Bykolles Racing Team	LMP1	Oliver WEBB	3:36.817	5 / 6	3:29.754	3 / 7					3:29.754	12.593	233.9
40	23 Panis Barthez Competition	LMP2	William STEVENS	3:31.951	4 / 6	3:29.821	10 / 11					3:29.821	12.660	233.8
41	39 Graff	LMP2	Tristan GOMMENDY	3:29.846	8 / 8	3:30.970	4 / 10					3:29.846	12.685	233.8
42	26 G-Drive Racing	LMP2	Roman RUSINOV			3:30.020	8 / 8					3:30.020	12.859	233.6
43	29 Racing Team Nederland	LMP2	Giedo VAN DER GARDE	3:47.063	3 / 4	3:30.222	8 / 9					3:30.222	13.061	233.3
44	34 Inter Europol Competition	LMP2	Nigel MOORE	3:47.220	9 / 10	3:30.744	3 / 11					3:30.744	13.583	232.8
45	38 Jackie Chan DC Racing	LMP2	Gabriel AUBRY	3:30.893	7 / 9	3:32.674	3 / 5					3:30.893	13.732	232.6
46	48 Idec Sport	LMP2	Memo ROJAS	3:33.834	8 / 8	3:30.937	9 / 10					3:30.937	13.776	232.6
47	43 RLR M Sport / Tower Events	LMP2	Norman NATO	3:34.823	4 / 12	3:31.017	2 / 5					3:31.017	13.856	232.5
48	32 United Autosports	LMP2	Will OWEN	3:36.212	6 / 10	3:31.389	8 / 9					3:31.389	14.228	232.1
49	30 Duqueine Engineering	LMP2	Romain DUMAS	3:37.898	10 / 11	3:31.523	8 / 10					3:31.523	14.362	231.9
50	22 United Autosports	LMP2	Paul DI RESTA	3:58.297	2 / 3	3:31.820	4 / 14					3:31.820	14.659	231.6
51	28 TDS Racing	LMP2	Mathieu VAXIVIERE	3:51.281	5 / 7	3:31.932	3 / 5					3:31.932	14.771	231.5
52	30 Duqueine Engineering	LMP2	Pierre RAGUES	3:32.120	8 / 9	3:33.882	2 / 3					3:32.120	14.959	231.3
53	20 High Class Racing	LMP2	Anders FJORBACH	3:32.353	11 / 11	3:33.899	6 / 6					3:32.353	15.192	231.0
54	20 High Class Racing	LMP2	Mathias BECHE	3:32.417	7 / 14	3:32.945	4 / 6					3:32.417	15.256	230.9
55	39 Graff	LMP2	Vincent CAPILLAIRE	3:32.445	3 / 5	3:35.090	4 / 5					3:32.445	15.284	230.9
56	26 G-Drive Racing	LMP2	Job VAN UITERT	3:32.809	16 / 18	3:34.040	6 / 10					3:32.809	15.648	230.5
57	43 RLR M Sport / Tower Events	LMP2	Arjun MAINI			3:32.985	4 / 6					3:32.985	15.824	230.3
58	36 Signatech Alpine Matmut	LMP2	Pierre THIRIET	3:33.309	4 / 7	3:34.440	8 / 10					3:33.309	16.148	230.0
59	37 Jackie Chan DC Racing	LMP2	David GENÉRIER	3:57.083	3 / 4	3:33.435	9 / 11					3:33.435	16.274	229.8
60	47 Cetilar R. Villorba Corse	LMP2	Andrea BELICCHI	3:33.526	4 / 6	3:37.391	4 / 6					3:33.526	16.365	229.7
61	4 Bykolles Racing Team	LMP1	Paolo RUBERTI	3:33.703	11 / 12	3:40.706	3 / 5					3:33.703	16.542	229.5
62	25 Algarve Pro Racing	LMP2	David ZOLLINGER	3:33.916	7 / 8	3:38.932	6 / 10					3:33.916	16.755	229.3
63	32 United Autosports	LMP2	Ryan CULLEN	3:34.091	8 / 9	3:37.174	8 / 11					3:34.091	16.930	229.1
64	22 United Autosports	LMP2	Philip HANSON	3:35.407	4 / 10	3:34.131	10 / 10					3:34.131	16.970	229.1



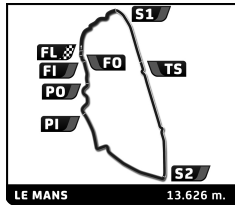


FIA WEC 87^e Edition des 24 Heures du Mans After Qualifying Practice 1

Final Classification by Driver Fastest Lap



No	Team	Class	Driver	Session 1		Session 2		Session 3		Session 4		Time	Gap	Kph
				Time	Lap	Time	Lap	Time	Lap	Time	Lap			
65	31 DragonSpeed	LMP2	Roberto GONZALEZ	3:34.235	2 / 3	3:35.999	3 / 7					3:34.235	17.074	229.0
66	31 DragonSpeed	LMP2	Anthony DAVIDSON	3:34.396	2 / 3	3:34.772	2 / 5					3:34.396	17.235	228.8
67	48 Idec Sport	LMP2	Paul LAFARGUE	3:39.714	10 / 11	3:34.651	7 / 9					3:34.651	17.490	228.5
68	23 Panis Barthez Competition	LMP2	René BINDER	3:35.422	12 / 14	3:37.842	4 / 8					3:35.422	18.261	227.7
69	49 ARC Bratislava	LMP2	Konstantin TERESCHENKO	3:36.241	6 / 8	3:35.480	4 / 10					3:35.480	18.319	227.6
70	34 Inter Europol Competition	LMP2	James WINSLOW	3:36.237	5 / 6	3:42.681	6 / 9					3:36.237	19.076	226.9
71	23 Panis Barthez Competition	LMP2	Julien CANAL	3:40.169	6 / 7	3:36.509	7 / 9					3:36.509	19.348	226.6
72	47 Cetilar R. Villorba Corse	LMP2	Roberto LACORTE	3:36.863	6 / 7	- / -	- / -					3:36.863	19.702	226.2
73	49 ARC Bratislava	LMP2	Henning ENQVIST	3:45.203	10 / 12	3:36.901	7 / 10					3:36.901	19.740	226.2
74	25 Algarve Pro Racing	LMP2	John FALB	3:37.011	13 / 13	3:38.836	7 / 8					3:37.011	19.850	226.0
75	50 Larbre Competition	LMP2	Erwin CREED	3:38.171	7 / 8							3:38.171	21.010	224.8
76	50 Larbre Competition	LMP2	Romano RICCI	3:38.315	3 / 9	3:38.663	5 / 6					3:38.315	21.154	224.7
77	28 TDS Racing	LMP2	François PERRODO	3:40.366	3 / 6	3:38.414	2 / 10					3:38.414	21.253	224.6
78	50 Larbre Competition	LMP2	Nicholas BOULLE	3:39.296	5 / 10	3:40.941	4 / 10					3:39.296	22.135	223.7
79	10 DragonSpeed	LMP1	Henrik HEDMAN	3:41.162	3 / 4							3:41.162	24.001	221.8
80	34 Inter Europol Competition	LMP2	Jakub SMIECHOWSKI			3:42.787	3 / 7					3:42.787	25.626	220.2
81	43 RLR M Sport / Tower Events	LMP2	John FARANO	3:42.943	11 / 11	3:43.462	13 / 14					3:42.943	25.782	220.0
82	29 Racing Team Nederland	LMP2	Frits VAN EERD	3:43.130	11 / 18	3:44.059	4 / 9					3:43.130	25.969	219.8
83	49 ARC Bratislava	LMP2	Miro KONOPKA	3:46.298	13 / 15	3:51.781	3 / 5					3:46.298	29.137	216.8
84	20 High Class Racing	LMP2	Dennis ANDERSEN	3:58.133	4 / 5	3:47.672	5 / 9					3:47.672	30.511	215.5
85	67 Ford Chip Ganassi Team UK	LMGTE Pro	Harry TINCKNELL	3:53.027	4 / 5	3:49.530	11 / 12					3:49.530	32.369	213.7
86	93 Porsche GT Team	LMGTE Pro	Nick TANDY	3:53.186	6 / 8	3:49.558	9 / 10					3:49.558	32.397	213.7
87	97 Aston Martin Racing	LMGTE Pro	Alexander LYNN	3:53.802	9 / 9	3:50.037	3 / 6					3:50.037	32.876	213.2
88	91 Porsche GT Team	LMGTE Pro	Frédéric MAKOWIECKI	3:54.063	4 / 6	3:50.099	8 / 9					3:50.099	32.938	213.2
89	91 Porsche GT Team	LMGTE Pro	Gianmaria BRUNI	3:53.182	3 / 3	3:50.111	2 / 5					3:50.111	32.950	213.2
90	94 Porsche GT Team	LMGTE Pro	Mathieu JAMINET	3:52.464	16 / 18	3:50.278	6 / 9					3:50.278	33.117	213.0
91	94 Porsche GT Team	LMGTE Pro	Michael CHRISTENSEN	3:52.149	4 / 7	3:50.468	2 / 9					3:50.468	33.307	212.8
92	95 Aston Martin Racing	LMGTE Pro	Nicki THILM	3:54.245	14 / 16	3:50.812	2 / 6					3:50.812	33.651	212.5
93	71 AF Corse	LMGTE Pro	Sam BIRD	3:52.743	5 / 6	3:50.850	2 / 5					3:50.850	33.689	212.5
94	81 BMW Team MTEK	LMGTE Pro	Nicky CATSBURG	3:54.258	7 / 12	3:51.476	5 / 11					3:51.476	34.315	211.9
95	69 Ford Chip Ganassi Team USA	LMGTE Pro	Richard WESTBROOK			3:51.821	16 / 17					3:51.821	34.660	211.6
96	63 Corvette Racing	LMGTE Pro	Jan MAGNUSSEN	3:54.092	13 / 19	3:52.109	5 / 9					3:52.109	34.948	211.3
97	51 AF Corse	LMGTE Pro	James CALADO	3:52.844	7 / 9	3:52.128	2 / 5					3:52.128	34.967	211.3
98	88 Dempsey - Proton Racing	LMGTE Am	Matteo CAIROLI	3:56.282	10 / 12	3:52.454	3 / 8					3:52.454	35.293	211.0
99	64 Corvette Racing	LMGTE Pro	Oliver GAVIN	3:54.693	7 / 7	3:52.490	4 / 6					3:52.490	35.329	211.0
100	63 Corvette Racing	LMGTE Pro	Antonio GARCIA	3:53.343	4 / 5	3:52.505	5 / 10					3:52.505	35.344	211.0
101	92 Porsche GT Team	LMGTE Pro	Laurens VANTHOOR	3:53.380	2 / 5	3:52.540	4 / 8					3:52.540	35.379	210.9
102	56 Team Project 1	LMGTE Am	Jörg BERGMEISTER	3:58.326	5 / 9	3:52.750	3 / 5					3:52.750	35.589	210.8
103	66 Ford Chip Ganassi Team UK	LMGTE Pro	Stefan MÜCKE	3:52.778	12 / 13	3:55.528	4 / 5					3:52.778	35.617	210.7
104	93 Porsche GT Team	LMGTE Pro	Patrick PILET	3:54.718	2 / 4	3:52.840	5 / 9					3:52.840	35.679	210.7
105	92 Porsche GT Team	LMGTE Pro	Kevin ESTRE	3:53.037	7 / 8	3:52.840	6 / 8					3:52.840	35.679	210.7
106	67 Ford Chip Ganassi Team UK	LMGTE Pro	Andy PRIAULX			3:52.861	4 / 6					3:52.861	35.700	210.7
107	81 BMW Team MTEK	LMGTE Pro	Philipp ENG	3:55.879	3 / 8	3:52.894	8 / 9					3:52.894	35.733	210.6
108	71 AF Corse	LMGTE Pro	Davide RIGON	3:55.795	10 / 11	3:52.913	7 / 8					3:52.913	35.752	210.6
109	82 BMW Team MTEK	LMGTE Pro	Augusto FARFUS	3:52.969	8 / 10	3:53.511	7 / 13					3:52.969	35.808	210.6
110	89 Risi Competizione	LMGTE Pro	Pipo DERANI	3:56.429	9 / 10	3:52.997	5 / 6					3:52.997	35.836	210.5
111	68 Ford Chip Ganassi Team USA	LMGTE Pro	Joey HAND			3:53.053	7 / 8					3:53.053	35.892	210.5
112	93 Porsche GT Team	LMGTE Pro	Earl BAMBER	3:53.157	10 / 10	3:54.538	3 / 4					3:53.157	35.996	210.4
113	63 Corvette Racing	LMGTE Pro	Mike ROCKENFELLER	3:53.783	7 / 9	3:53.291	4 / 5					3:53.291	36.130	210.3
114	97 Aston Martin Racing	LMGTE Pro	Maxime MARTIN	4:16.476	7 / 8	3:53.303	3 / 13					3:53.303	36.142	210.3
115	64 Corvette Racing	LMGTE Pro	Tommy MILNER	3:55.432	9 / 11	3:53.313	6 / 7					3:53.313	36.152	210.2
116	68 Ford Chip Ganassi Team USA	LMGTE Pro	Sébastien BOURDAIS	3:54.055	17 / 17	3:53.322	3 / 5					3:53.322	36.161	210.2
117	69 Ford Chip Ganassi Team USA	LMGTE Pro	Scott DIXON	3:54.189	7 / 8	3:53.368	3 / 5					3:53.368	36.207	210.2
118	77 Dempsey - Proton Racing	LMGTE Am	Julien ANDLAUER	3:57.148	2 / 3	3:53.408	12 / 12					3:53.408	36.247	210.2
119	89 Risi Competizione	LMGTE Pro	Oliver JARVIS			3:53.426	11 / 12					3:53.426	36.265	210.1
120	51 AF Corse	LMGTE Pro	Alessandro PIER GUIDI	3:54.435	7 / 9	3:53.467	9 / 9					3:53.467	36.306	210.1
121	94 Porsche GT Team	LMGTE Pro	Dennis OLSEN		- / 1	3:53.498	4 / 8					3:53.498	36.337	210.1
122	82 BMW Team MTEK	LMGTE Pro	Antonio Felix DA COSTA	3:54.116	8 / 9	3:53.498	3 / 5					3:53.498	36.337	210.1
123	98 Aston Martin Racing	LMGTE Am	Pedro LAMY	3:55.714	10 / 12	3:53.530	4 / 5					3:53.530	36.369	210.1
124	54 Spirit of Race	LMGTE Am	Giancarlo FISICHELLA	3:55.686	4 / 5	3:53.793	4 / 8					3:53.793	36.632	209.8
125	66 Ford Chip Ganassi Team UK	LMGTE Pro	Olivier PLA		- / 2	3:53.793	4 / 6					3:53.793	36.632	209.8
126	95 Aston Martin Racing	LMGTE Pro	Darren TURNER	3:53.904	8 / 10	3:54.891	8 / 10					3:53.904	36.743	209.7
127	90 TF Sport	LMGTE Am	Charles EASTWOOD	3:58.809	4 / 9	3:53.974	4 / 5					3:53.974	36.813	209.7
128	51 AF Corse	LMGTE Pro	Daniel SERRA		- / 2	3:54.119	6 / 12					3:54.119	36.958	209.5



FIA WEC

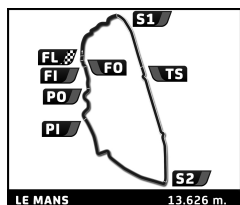
87^e Edition des 24 Heures du Mans After Qualifying Practice 1

Final Classification by Driver Fastest Lap



No	Team	Class	Driver	Session 1		Session 2		Session 3		Session 4		Time	Gap	Kph
				Time	Lap	Time	Lap	Time	Lap	Time	Lap			
129	91 Porsche GT Team	LMGTE Pro	Richard LIETZ	3:54.725	15 / 16	3:54.169	10 / 11					3:54.169	37.008	209.5
130	64 Corvette Racing	LMGTE Pro	Marcel FÄSSLER	3:54.198	10 / 13	3:55.913	3 / 4					3:54.198	37.037	209.5
131	78 Proton Competition	LMGTE Am	Vincent ABRIL	3:56.046	8 / 11	3:54.324	3 / 6					3:54.324	37.163	209.3
132	84 JMW Motorsport	LMGTE Am	Jeffrey SEGAL	3:57.017	3 / 7	3:54.513	13 / 13					3:54.513	37.352	209.2
133	81 BMW Team MTEK	LMGTE Pro	Martin TOMCZYK	3:54.862	7 / 8	3:54.603	5 / 6					3:54.603	37.442	209.1
134	70 MR Racing	LMGTE Am	Olivier BERETTA	3:57.991	4 / 6	3:54.737	2 / 5					3:54.737	37.576	209.0
135	71 AF Corse	LMGTE Pro	Miguel MOLINA	3:55.316	7 / 8	3:54.846	3 / 5					3:54.846	37.685	208.9
136	86 Gulf Racing	LMGTE Am	Thomas PREINING	3:57.137	7 / 8	3:55.033	6 / 6					3:55.033	37.872	208.7
137	82 BMW Team MTEK	LMGTE Pro	Jesse KROHN	3:55.117	7 / 11	3:56.566	4 / 5					3:55.117	37.956	208.6
138	77 Dempsey - Proton Racing	LMGTE Am	Matt CAMPBELL	3:55.304	8 / 9	3:57.404	4 / 5					3:55.304	38.143	208.5
139	68 Ford Chip Ganassi Team USA	LMGTE Pro	Dirk MÜLLER			3:55.385	5 / 6					3:55.385	38.224	208.4
140	69 Ford Chip Ganassi Team USA	LMGTE Pro	Ryan BRISCOE	3:55.420	5 / 14							3:55.420	38.259	208.4
141	94 Porsche GT Team	LMGTE Pro	Sven MÜLLER		- / 2	3:55.477	4 / 8					3:55.477	38.316	208.3
142	62 WeatherTech Racing	LMGTE Am	Toni VILANDER	3:58.280	11 / 12	3:55.544	10 / 10					3:55.544	38.383	208.3
143	67 Ford Chip Ganassi Team UK	LMGTE Pro	Jonathan BOMARITO	3:56.655	2 / 12	3:55.729	4 / 5					3:55.729	38.568	208.1
144	97 Aston Martin Racing	LMGTE Pro	Jonathan ADAM	3:55.895	6 / 12	3:57.277	5 / 8					3:55.895	38.734	207.9
145	95 Aston Martin Racing	LMGTE Pro	Marco SØRENSEN	3:56.462	2 / 3	3:55.946	5 / 9					3:55.946	38.785	207.9
146	57 Car Guy Racing	LMGTE Am	Côme LEDOGAR	3:57.480	8 / 10	3:56.034	9 / 10					3:56.034	38.873	207.8
147	61 Clearwater Racing	LMGTE Am	Matthew GRIFFIN	3:58.933	8 / 9	3:56.072	10 / 11					3:56.072	38.911	207.8
148	60 Kessel Racing	LMGTE Am	Andrea PICCINI	4:05.766	5 / 6	3:56.147	7 / 8					3:56.147	38.986	207.7
149	83 Kessel Racing	LMGTE Am	Michelle GATTING	3:57.463	9 / 10	3:56.333	3 / 6					3:56.333	39.172	207.6
150	78 Proton Competition	LMGTE Am	Louis PRETTE	4:01.835	3 / 4	3:56.480	5 / 7					3:56.480	39.319	207.4
151	85 Keating Motorsports	LMGTE Am	Jeroen BLEEKEMOLEN	3:59.660	4 / 5	3:56.579	12 / 13					3:56.579	39.418	207.3
152	70 MR Racing	LMGTE Am	Edward CHEEVER	3:58.237	11 / 12	3:56.845	12 / 13					3:56.845	39.684	207.1
153	66 Ford Chip Ganassi Team UK	LMGTE Pro	Billy JOHNSON	3:56.950	3 / 4	4:00.283	2 / 5					3:56.950	39.789	207.0
154	54 Spirit of Race	LMGTE Am	Francesco CASTELLACCI	3:57.319	10 / 11	3:57.882	4 / 5					3:57.319	40.158	206.7
155	57 Car Guy Racing	LMGTE Am	Kei COZZOLINO	3:59.072	6 / 7	3:57.447	2 / 5					3:57.447	40.286	206.6
156	86 Gulf Racing	LMGTE Am	Benjamin BARKER	3:57.623	5 / 12	4:02.239	6 / 7					3:57.623	40.462	206.4
157	83 Kessel Racing	LMGTE Am	Rahel FREY	3:59.806	8 / 15	3:57.715	3 / 6					3:57.715	40.554	206.4
158	60 Kessel Racing	LMGTE Am	Sergio PIANEZZOLA	3:59.948	13 / 14	3:58.076	4 / 6					3:58.076	40.915	206.0
159	98 Aston Martin Racing	LMGTE Am	Mathias LAUDA	3:58.277	4 / 8	3:58.492	4 / 12					3:58.277	41.116	205.9
160	90 TF Sport	LMGTE Am	Euan HANKEY	3:58.522	4 / 6	3:58.294	3 / 5					3:58.294	41.133	205.9
161	89 Risi Competizione	LMGTE Pro	Jules GOUNON		- / 2	3:58.630	3 / 7					3:58.630	41.469	205.6
162	56 Team Project 1	LMGTE Am	Patrick LINDSEY	3:59.038	7 / 8	4:03.125	6 / 7					3:59.038	41.877	205.2
163	84 JMW Motorsport	LMGTE Am	Rodrigo BAPTISTA	4:00.332	6 / 7	3:59.061	4 / 5					3:59.061	41.900	205.2
164	85 Keating Motorsports	LMGTE Am	Felipe FRAGA			3:59.811	3 / 5					3:59.811	42.650	204.6
165	88 Dempsey - Proton Racing	LMGTE Am	Giorgio RODA JR	4:00.192	11 / 12	4:00.991	8 / 9					4:00.192	43.031	204.2
166	62 WeatherTech Racing	LMGTE Am	Cooper MACNEIL	4:01.220	5 / 6	4:00.206	7 / 8					4:00.206	43.045	204.2
167	99 Dempsey - Proton Racing	LMGTE Am	Patrick LONG	4:00.472	7 / 8							4:00.472	43.311	204.0
168	56 Team Project 1	LMGTE Am	Egidio PERFETTI	4:02.222	7 / 9	4:00.594	4 / 8					4:00.594	43.433	203.9
169	61 Clearwater Racing	LMGTE Am	Matteo CRESSONI			4:00.872	3 / 5					4:00.872	43.711	203.7
170	54 Spirit of Race	LMGTE Am	Thomas FLOHR	4:00.936	11 / 12	4:03.478	5 / 6					4:00.936	43.775	203.6
171	90 TF Sport	LMGTE Am	Salih YOLUC	4:02.720	6 / 9	4:01.213	11 / 12					4:01.213	44.052	203.4
172	98 Aston Martin Racing	LMGTE Am	Paul DALLA LANA	4:03.218	10 / 11	4:01.224	2 / 9					4:01.224	44.063	203.4
173	85 Keating Motorsports	LMGTE Am	Ben KEATING	4:01.327	9 / 10	4:02.231	3 / 5					4:01.327	44.166	203.3
174	84 JMW Motorsport	LMGTE Am	Wei LU	4:01.960	4 / 7	4:03.755	4 / 5					4:01.960	44.799	202.7
175	61 Clearwater Racing	LMGTE Am	Luis PEREZ-COMPANC	4:02.960	11 / 12	4:04.063	6 / 6					4:02.960	45.799	201.9
176	77 Dempsey - Proton Racing	LMGTE Am	Christian RIED	4:05.890	3 / 9	4:03.860	4 / 5					4:03.860	46.699	201.2
177	62 WeatherTech Racing	LMGTE Am	Robert SMITH			4:05.295	5 / 7					4:05.295	48.134	200.0
178	86 Gulf Racing	LMGTE Am	Michael WAINWRIGHT			4:05.936	10 / 11					4:05.936	48.775	199.5
179	57 Car Guy Racing	LMGTE Am	Takeshi KIMURA	4:06.127	12 / 12	4:09.714	4 / 6					4:06.127	48.966	199.3
180	78 Proton Competition	LMGTE Am	Philippe PRETTE	4:06.712	4 / 5	4:09.353	7 / 8					4:06.712	49.551	198.8
181	70 MR Racing	LMGTE Am	Motoaki ISHIKAWA	4:09.191	6 / 8	4:07.274	9 / 9					4:07.274	50.113	198.4
182	88 Dempsey - Proton Racing	LMGTE Am	Satoshi HOSHINO	4:07.731	5 / 5	4:26.729	4 / 6					4:07.731	50.570	198.0
183	83 Kessel Racing	LMGTE Am	Manuela GOSTNER	4:08.271	5 / 7	4:08.852	12 / 12					4:08.271	51.110	197.6
184	60 Kessel Racing	LMGTE Am	Claudio SCHIAVONI	4:18.748	4 / 7	4:14.576	4 / 8					4:14.576	57.415	192.7
185	99 Dempsey - Proton Racing	LMGTE Am	Niclas JÖNSSON											
186	99 Dempsey - Proton Racing	LMGTE Am	Tracy KROHN											





FIA WEC

87^e Edition des 24 Heures du Mans

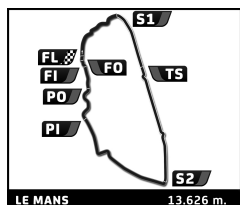
After Qualifying Practice 1



Final Classification by Driver And Class Fastest Lap

No	Team	Car	Class	Driver	Time	Laps	Gap	Kph	Session
LMP1									
1	7 Toyota Gazoo Racing	Toyota TS050 - Hybrid	LMP1 H	Kamui KOBAYASHI	3:17.161	22		248.8	Qualifying Practice 1
2	17 SMP Racing	BR Engineering BR1 - AER	LMP1	Egor ORUDZHEV	3:17.633	19	0.472	248.2	Qualifying Practice 1
3	3 Rebellion Racing	Rebellion R13 - Gibson	LMP1	Thomas LAURENT	3:19.603	20	2.442	245.8	Qualifying Practice 1
4	8 Toyota Gazoo Racing	Toyota TS050 - Hybrid	LMP1 H	Fernando ALONSO	3:19.632	27	2.471	245.7	Qualifying Practice 1
5	11 SMP Racing	BR Engineering BR1 - AER	LMP1	Stoffel VANDOOORNE	3:19.931	19	2.770	245.4	Free Practice
6	3 Rebellion Racing	Rebellion R13 - Gibson	LMP1	Gustavo MENEZES	3:19.960	16	2.799	245.3	Free Practice
7	10 DragonSpeed	BR Engineering BR1 - Gibson	LMP1	Ben HANLEY	3:20.200	12	3.039	245.0	Qualifying Practice 1
8	7 Toyota Gazoo Racing	Toyota TS050 - Hybrid	LMP1 H	Jose Maria LOPEZ	3:20.355	26	3.194	244.8	Free Practice
9	8 Toyota Gazoo Racing	Toyota TS050 - Hybrid	LMP1 H	Sébastien BUEMI	3:20.577	24	3.416	244.6	Qualifying Practice 1
10	7 Toyota Gazoo Racing	Toyota TS050 - Hybrid	LMP1 H	Mike CONWAY	3:21.253	25	4.092	243.7	Qualifying Practice 1
11	1 Rebellion Racing	Rebellion R13 - Gibson	LMP1	André LOTTERER	3:21.257	16	4.096	243.7	Free Practice
12	11 SMP Racing	BR Engineering BR1 - AER	LMP1	Mikhail ALESHIN	3:21.467	17	4.306	243.5	Qualifying Practice 1
13	8 Toyota Gazoo Racing	Toyota TS050 - Hybrid	LMP1 H	Kazuki NAKAJIMA	3:21.924	26	4.763	242.9	Free Practice
14	11 SMP Racing	BR Engineering BR1 - AER	LMP1	Vitaly PETROV	3:22.308	13	5.147	242.5	Qualifying Practice 1
15	17 SMP Racing	BR Engineering BR1 - AER	LMP1	Sergey SIROTKIN	3:22.431	17	5.270	242.3	Free Practice
16	3 Rebellion Racing	Rebellion R13 - Gibson	LMP1	Nathanaël BERTHON	3:22.445	17	5.284	242.3	Qualifying Practice 1
17	1 Rebellion Racing	Rebellion R13 - Gibson	LMP1	Neel JANI	3:22.867	20	5.706	241.8	Free Practice
18	17 SMP Racing	BR Engineering BR1 - AER	LMP1	Stéphane SARRAZIN	3:23.133	18	5.972	241.5	Free Practice
19	1 Rebellion Racing	Rebellion R13 - Gibson	LMP1	Bruno SENNA	3:23.836	21	6.675	240.7	Free Practice
20	10 DragonSpeed	BR Engineering BR1 - Gibson	LMP1	Renger VAN DER ZANDE	3:24.751	8	7.590	239.6	Qualifying Practice 1
21	4 Bykolles Racing Team	Enso CLM P1/01 - Gibson	LMP1	Tom DILLMANN	3:25.246	23	8.085	239.0	Qualifying Practice 1
22	4 Bykolles Racing Team	Enso CLM P1/01 - Gibson	LMP1	Oliver WEBB	3:29.754	13	12.593	233.9	Qualifying Practice 1
23	4 Bykolles Racing Team	Enso CLM P1/01 - Gibson	LMP1	Paolo RUBERTI	3:33.703	17	16.542	229.5	Free Practice
24	10 DragonSpeed	BR Engineering BR1 - Gibson	LMP1	Henrik HEDMAN	3:41.162	4	24.001	221.8	Free Practice
LMP2									
1	31 DragonSpeed	Oreca 07 - Gibson	LMP2	Pastor MALDONADO	3:26.804	17		237.2	Qualifying Practice 1
2	36 Signatech Alpine Matmut	Alpine A470 - Gibson	LMP2	Nicolas LAPIERRE	3:26.935	14	0.131	237.0	Qualifying Practice 1
3	22 United Autosports	Ligier JSP217 - Gibson	LMP2	Filipe ALBUQUERQUE	3:27.338	17	0.534	236.6	Qualifying Practice 1
4	48 Idec Sport	Oreca 07 - Gibson	LMP2	Paul Loup CHATIN	3:27.847	14	1.043	236.0	Qualifying Practice 1
5	30 Duqueine Engineering	Oreca 07 - Gibson	LMP2	Nicolas JAMIN	3:28.653	17	1.849	235.1	Qualifying Practice 1
6	38 Jackie Chan DC Racing	Oreca 07 - Gibson	LMP2	Ho-Pin TUNG	3:28.738	21	1.934	235.0	Qualifying Practice 1
7	28 TDS Racing	Oreca 07 - Gibson	LMP2	Loïc DUVAL	3:28.840	14	2.036	234.9	Qualifying Practice 1
8	26 G-Drive Racing	Aurus 01 - Gibson	LMP2	Jean-Eric VERGNE	3:28.893	17	2.089	234.8	Free Practice
9	29 Racing Team Nederland	Dallara P217 - Gibson	LMP2	Nyck DE VRIES	3:28.909	18	2.105	234.8	Qualifying Practice 1
10	39 Graff	Oreca 07 - Gibson	LMP2	Jonathan HIRSCHI	3:28.959	14	2.155	234.8	Free Practice
11	36 Signatech Alpine Matmut	Alpine A470 - Gibson	LMP2	André NEGRÃO	3:28.978	15	2.174	234.7	Qualifying Practice 1
12	25 Algarve Pro Racing	Oreca 07 - Gibson	LMP2	Andrea PIZZITOLA	3:29.126	15	2.322	234.6	Qualifying Practice 1
13	38 Jackie Chan DC Racing	Oreca 07 - Gibson	LMP2	Stéphane RICHELMI	3:29.179	20	2.375	234.5	Qualifying Practice 1
14	37 Jackie Chan DC Racing	Oreca 07 - Gibson	LMP2	Ricky TAYLOR	3:29.498	27	2.694	234.1	Qualifying Practice 1
15	32 United Autosports	Ligier JSP217 - Gibson	LMP2	Alex BRUNDLE	3:29.583	19	2.779	234.1	Qualifying Practice 1
16	37 Jackie Chan DC Racing	Oreca 07 - Gibson	LMP2	Jordan KING	3:29.654	23	2.850	234.0	Qualifying Practice 1
17	47 Cetilar R. Villorba Corse	Dallara P217 - Gibson	LMP2	Giorgio SERNAGIOTTO	3:29.748	17	2.944	233.9	Qualifying Practice 1
18	23 Panis Barthez Competition	Ligier JSP217 - Gibson	LMP2	William STEVENS	3:29.821	17	3.017	233.8	Qualifying Practice 1
19	39 Graff	Oreca 07 - Gibson	LMP2	Tristan GOMMENDY	3:29.846	18	3.042	233.8	Free Practice
20	26 G-Drive Racing	Aurus 01 - Gibson	LMP2	Roman RUSINOV	3:30.020	8	3.216	233.6	Qualifying Practice 1
21	29 Racing Team Nederland	Dallara P217 - Gibson	LMP2	Giedo VAN DER GARDE	3:30.222	13	3.418	233.3	Qualifying Practice 1
22	34 Inter Europol Competition	Ligier JSP217 - Gibson	LMP2	Nigel MOORE	3:30.744	21	3.940	232.8	Qualifying Practice 1
23	38 Jackie Chan DC Racing	Oreca 07 - Gibson	LMP2	Gabriel AUBRY	3:30.893	14	4.089	232.6	Free Practice
24	48 Idec Sport	Oreca 07 - Gibson	LMP2	Memo ROJAS	3:30.937	18	4.133	232.6	Qualifying Practice 1
25	43 RLR M Sport / Tower Events	Oreca 07 - Gibson	LMP2	Norman NATO	3:31.017	17	4.213	232.5	Qualifying Practice 1
26	32 United Autosports	Ligier JSP217 - Gibson	LMP2	Will OWEN	3:31.389	19	4.585	232.1	Qualifying Practice 1
27	30 Duqueine Engineering	Oreca 07 - Gibson	LMP2	Romain DUMAS	3:31.523	21	4.719	231.9	Qualifying Practice 1
28	22 United Autosports	Ligier JSP217 - Gibson	LMP2	Paul DI RESTA	3:31.820	17	5.016	231.6	Qualifying Practice 1
29	28 TDS Racing	Oreca 07 - Gibson	LMP2	Mathieu VAXIVIERE	3:31.932	12	5.128	231.5	Qualifying Practice 1
30	30 Duqueine Engineering	Oreca 07 - Gibson	LMP2	Pierre RAGUES	3:32.120	12	5.316	231.3	Free Practice
31	20 High Class Racing	Oreca 07 - Gibson	LMP2	Anders FJORDBACH	3:32.353	17	5.549	231.0	Free Practice
32	20 High Class Racing	Oreca 07 - Gibson	LMP2	Mathias BECHE	3:32.417	20	5.613	230.9	Free Practice
33	39 Graff	Oreca 07 - Gibson	LMP2	Vincent CAPILLAIRE	3:32.445	10	5.641	230.9	Free Practice





FIA WEC

87^e Edition des 24 Heures du Mans

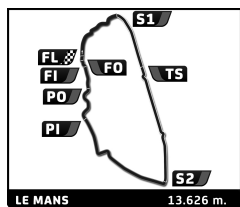
After Qualifying Practice 1



Final Classification by Driver And Class Fastest Lap

No	Team	Car	Class	Driver	Time	Laps	Gap	Kph	Session
34	26 G-Drive Racing	Aurus 01 - Gibson	LMP2	Job VAN UITERT	3:32.809	28	6.005	230.5	Free Practice
35	43 RLR M Sport / Tower Events	Oreca 07 - Gibson	LMP2	Arjun MAINI	3:32.985	6	6.181	230.3	Qualifying Practice 1
36	36 Signatech Alpine Matmut	Alpine A470 - Gibson	LMP2	Pierre THIRIET	3:33.309	17	6.505	230.0	Free Practice
37	37 Jackie Chan DC Racing	Oreca 07 - Gibson	LMP2	David HEINEMAYER-HANSSON	3:33.435	15	6.631	229.8	Qualifying Practice 1
38	47 Cetilar R. Villorba Corse	Dallara P217 - Gibson	LMP2	Andrea BELICCHI	3:33.526	12	6.722	229.7	Free Practice
39	25 Algarve Pro Racing	Oreca 07 - Gibson	LMP2	David ZOLLINGER	3:33.916	18	7.112	229.3	Free Practice
40	32 United Autosports	Ligier JSP217 - Gibson	LMP2	Ryan CULLEN	3:34.091	20	7.287	228.5	Free Practice
41	22 United Autosports	Ligier JSP217 - Gibson	LMP2	Philip HANSON	3:34.131	20	7.327	229.1	Qualifying Practice 1
42	31 DragonSpeed	Oreca 07 - Gibson	LMP2	Roberto GONZALEZ	3:34.235	10	7.431	229.0	Free Practice
43	31 DragonSpeed	Oreca 07 - Gibson	LMP2	Anthony DAVIDSON	3:34.396	8	7.592	228.8	Free Practice
44	48 Idec Sport	Oreca 07 - Gibson	LMP2	Paul LAFARGUE	3:34.651	20	7.847	228.5	Qualifying Practice 1
45	23 Panis Barthez Competition	Ligier JSP217 - Gibson	LMP2	René BINDER	3:35.422	22	8.618	227.7	Free Practice
46	49 ARC Bratislava	Ligier JSP217 - Gibson	LMP2	Konstantin TERESCHENKO	3:35.480	18	8.676	227.6	Qualifying Practice 1
47	34 Inter Europol Competition	Ligier JSP217 - Gibson	LMP2	James WINSLOW	3:36.237	15	9.433	226.9	Free Practice
48	23 Panis Barthez Competition	Ligier JSP217 - Gibson	LMP2	Julien CANAL	3:36.509	16	9.705	226.6	Qualifying Practice 1
49	47 Cetilar R. Villorba Corse	Dallara P217 - Gibson	LMP2	Roberto LACORTE	3:36.863	14	10.059	226.2	Free Practice
50	49 ARC Bratislava	Ligier JSP217 - Gibson	LMP2	Henning ENQVIST	3:36.901	22	10.097	226.2	Qualifying Practice 1
51	25 Algarve Pro Racing	Oreca 07 - Gibson	LMP2	John FALB	3:37.011	21	10.207	226.0	Free Practice
52	50 Larbre Competition	Ligier JSP217 - Gibson	LMP2	Erwin CREED	3:38.171	8	11.367	224.8	Free Practice
53	50 Larbre Competition	Ligier JSP217 - Gibson	LMP2	Romano RICCI	3:38.315	15	11.511	224.7	Free Practice
54	28 TDS Racing	Oreca 07 - Gibson	LMP2	François PERRODO	3:38.414	16	11.610	224.6	Qualifying Practice 1
55	50 Larbre Competition	Ligier JSP217 - Gibson	LMP2	Nicholas BOULLE	3:39.296	20	12.492	223.7	Free Practice
56	34 Inter Europol Competition	Ligier JSP217 - Gibson	LMP2	Jakub SMIECHOWSKI	3:42.787	7	15.983	220.2	Qualifying Practice 1
57	43 RLR M Sport / Tower Events	Oreca 07 - Gibson	LMP2	John FARANO	3:42.943	25	16.139	220.0	Free Practice
58	29 Racing Team Nederland	Dallara P217 - Gibson	LMP2	Frits VAN EERD	3:43.130	27	16.326	219.8	Free Practice
59	49 ARC Bratislava	Ligier JSP217 - Gibson	LMP2	Miro KONOPKA	3:46.298	20	19.494	216.8	Free Practice
60	20 High Class Racing	Oreca 07 - Gibson	LMP2	Dennis ANDERSEN	3:47.672	14	20.868	215.5	Qualifying Practice 1
LMGTE Pro									
1	67 Ford Chip Ganassi Team UK	Ford GT	LMGTE Pro	Harry TINCKNELL	3:49.530	17		213.7	Qualifying Practice 1
2	93 Porsche GT Team	Porsche 911 RSR	LMGTE Pro	Nick TANDY	3:49.558	18	0.028	213.7	Qualifying Practice 1
3	97 Aston Martin Racing	Aston Martin Vantage AMR	LMGTE Pro	Alexander LYNN	3:50.037	15	0.507	213.2	Qualifying Practice 1
4	91 Porsche GT Team	Porsche 911 RSR	LMGTE Pro	Frédéric MAKOWIECKI	3:50.099	15	0.569	213.2	Qualifying Practice 1
5	91 Porsche GT Team	Porsche 911 RSR	LMGTE Pro	Gianmaria BRUNI	3:50.111	8	0.581	213.2	Qualifying Practice 1
6	94 Porsche GT Team	Porsche 911 RSR	LMGTE Pro	Mathieu JAMINET	3:50.278	27	0.748	213.0	Qualifying Practice 1
7	92 Porsche GT Team	Porsche 911 RSR	LMGTE Pro	Michael CHRISTENSEN	3:50.468	16	0.938	212.8	Qualifying Practice 1
8	95 Aston Martin Racing	Aston Martin Vantage AMR	LMGTE Pro	Nicki THIIM	3:50.812	22	1.282	212.5	Qualifying Practice 1
9	71 AF Corse	Ferrari 488 GTE EVO	LMGTE Pro	Sam BIRD	3:50.850	11	1.320	212.5	Qualifying Practice 1
10	81 BMW Team MTEK	BMW M8 GTE	LMGTE Pro	Nicky CATSBURG	3:51.476	23	1.946	211.9	Qualifying Practice 1
11	69 Ford Chip Ganassi Team USA	Ford GT	LMGTE Pro	Richard WESTBROOK	3:51.821	17	2.291	211.6	Qualifying Practice 1
12	63 Corvette Racing	Chevrolet Corvette C7.R	LMGTE Pro	Jan MAGNUSSEN	3:52.109	28	2.579	211.3	Qualifying Practice 1
13	51 AF Corse	Ferrari 488 GTE EVO	LMGTE Pro	James CALADO	3:52.128	14	2.598	211.3	Qualifying Practice 1
14	64 Corvette Racing	Chevrolet Corvette C7.R	LMGTE Pro	Oliver GAVIN	3:52.490	13	2.960	211.0	Qualifying Practice 1
15	63 Corvette Racing	Chevrolet Corvette C7.R	LMGTE Pro	Antonio GARCIA	3:52.505	15	2.975	211.0	Qualifying Practice 1
16	92 Porsche GT Team	Porsche 911 RSR	LMGTE Pro	Laurens VANTHOOR	3:52.540	13	3.010	210.9	Qualifying Practice 1
17	66 Ford Chip Ganassi Team UK	Ford GT	LMGTE Pro	Stefan MÜCKE	3:52.778	18	3.248	210.7	Free Practice
18	93 Porsche GT Team	Porsche 911 RSR	LMGTE Pro	Patrick PILET	3:52.840	13	3.310	210.7	Qualifying Practice 1
19	92 Porsche GT Team	Porsche 911 RSR	LMGTE Pro	Kevin ESTRE	3:52.840	16	3.310	210.7	Qualifying Practice 1
20	67 Ford Chip Ganassi Team UK	Ford GT	LMGTE Pro	Andy PRIAULX	3:52.861	6	3.331	210.7	Qualifying Practice 1
21	81 BMW Team MTEK	BMW M8 GTE	LMGTE Pro	Phillip ENG	3:52.894	17	3.364	210.6	Qualifying Practice 1
22	71 AF Corse	Ferrari 488 GTE EVO	LMGTE Pro	Daive RIGON	3:52.913	19	3.383	210.6	Qualifying Practice 1
23	82 BMW Team MTEK	BMW M8 GTE	LMGTE Pro	Augusto FARFUS	3:52.969	23	3.439	210.6	Free Practice
24	89 Risi Competizione	Ferrari 488 GTE EVO	LMGTE Pro	Pipo DERANI	3:52.997	16	3.467	210.5	Qualifying Practice 1
25	68 Ford Chip Ganassi Team USA	Ford GT	LMGTE Pro	Joey HAND	3:53.053	8	3.523	210.5	Qualifying Practice 1
26	93 Porsche GT Team	Porsche 911 RSR	LMGTE Pro	Earl BAMBER	3:53.157	14	3.627	210.4	Free Practice
27	63 Corvette Racing	Chevrolet Corvette C7.R	LMGTE Pro	Mike ROCKENFELLER	3:53.291	14	3.761	210.3	Qualifying Practice 1
28	97 Aston Martin Racing	Aston Martin Vantage AMR	LMGTE Pro	Maxime MARTIN	3:53.303	21	3.773	210.3	Qualifying Practice 1
29	64 Corvette Racing	Chevrolet Corvette C7.R	LMGTE Pro	Tommy MILNER	3:53.313	18	3.783	210.2	Qualifying Practice 1
30	68 Ford Chip Ganassi Team USA	Ford GT	LMGTE Pro	Sébastien BOURDAIS	3:53.322	22	3.792	210.2	Qualifying Practice 1
31	69 Ford Chip Ganassi Team USA	Ford GT	LMGTE Pro	Scott DIXON	3:53.368	13	3.838	210.2	Qualifying Practice 1





FIA WEC

87^o Edition des 24 Heures du Mans

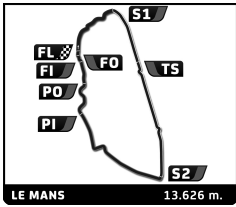
After Qualifying Practice 1



Final Classification by Driver And Class Fastest Lap

No	Team	Car	Class	Driver	Time	Laps	Gap	Kph	Session
32	89 Risi Competizione	Ferrari 488 GTE EVO	LMGTE Pro	Oliver JARVIS	3:53.426	12	3.896	210.1	Qualifying Practice 1
33	51 AF Corse	Ferrari 488 GTE EVO	LMGTE Pro	Alessandro PIER GUIDI	3:53.467	18	3.937	210.1	Qualifying Practice 1
34	94 Porsche GT Team	Porsche 911 RSR	LMGTE Pro	Dennis OLSEN	3:53.498	9	3.968	210.1	Qualifying Practice 1
35	82 BMW Team MTEK	BMW M8 GTE	LMGTE Pro	Antonio Felix DA COSTA	3:53.498	14	3.968	210.1	Qualifying Practice 1
36	66 Ford Chip Ganassi Team UK	Ford GT	LMGTE Pro	Olivier PLA	3:53.793	8	4.263	209.8	Qualifying Practice 1
37	95 Aston Martin Racing	Aston Martin Vantage AMR	LMGTE Pro	Darren TURNER	3:53.904	20	4.374	209.7	Free Practice
38	51 AF Corse	Ferrari 488 GTE EVO	LMGTE Pro	Daniel SERRA	3:54.119	14	4.589	209.5	Qualifying Practice 1
39	91 Porsche GT Team	Porsche 911 RSR	LMGTE Pro	Richard LIETZ	3:54.169	27	4.639	209.5	Qualifying Practice 1
40	64 Corvette Racing	Chevrolet Corvette C7.R	LMGTE Pro	Marcel FÄSSLER	3:54.198	17	4.668	209.5	Free Practice
41	81 BMW Team MTEK	BMW M8 GTE	LMGTE Pro	Martin TOMCZYK	3:54.603	14	5.073	209.1	Qualifying Practice 1
42	71 AF Corse	Ferrari 488 GTE EVO	LMGTE Pro	Miguel MOLINA	3:54.846	13	5.316	208.9	Qualifying Practice 1
43	82 BMW Team MTEK	BMW M8 GTE	LMGTE Pro	Jesse KROHN	3:55.117	16	5.587	208.6	Free Practice
44	68 Ford Chip Ganassi Team USA	Ford GT	LMGTE Pro	Dirk MÜLLER	3:55.385	6	5.855	208.4	Qualifying Practice 1
45	69 Ford Chip Ganassi Team USA	Ford GT	LMGTE Pro	Ryan BRISCOE	3:55.420	14	5.890	208.4	Free Practice
46	94 Porsche GT Team	Porsche 911 RSR	LMGTE Pro	Sven MÜLLER	3:55.477	10	5.947	208.3	Qualifying Practice 1
47	67 Ford Chip Ganassi Team UK	Ford GT	LMGTE Pro	Jonathan BOMARITO	3:55.729	17	6.199	208.1	Qualifying Practice 1
48	97 Aston Martin Racing	Aston Martin Vantage AMR	LMGTE Pro	Jonathan ADAM	3:55.895	20	6.365	207.9	Free Practice
49	95 Aston Martin Racing	Aston Martin Vantage AMR	LMGTE Pro	Marco SØRENSEN	3:55.946	12	6.416	207.9	Qualifying Practice 1
50	66 Ford Chip Ganassi Team UK	Ford GT	LMGTE Pro	Billy JOHNSON	3:56.950	9	7.420	207.0	Free Practice
51	89 Risi Competizione	Ferrari 488 GTE EVO	LMGTE Pro	Jules GOUNON	3:58.630	9	9.100	205.6	Qualifying Practice 1
LMGTE Am									
1	88 Dempsey - Proton Racing	Porsche 911 RSR	LMGTE Am	Matteo CAIROLI	3:52.454	20		211.0	Qualifying Practice 1
2	56 Team Project 1	Porsche 911 RSR	LMGTE Am	Jörg BERGMEISTER	3:52.750	14	0.296	210.8	Qualifying Practice 1
3	77 Dempsey - Proton Racing	Porsche 911 RSR	LMGTE Am	Julien ANDLAUER	3:53.408	15	0.954	210.2	Qualifying Practice 1
4	98 Aston Martin Racing	Aston Martin Vantage	LMGTE Am	Pedro LAMY	3:53.530	17	1.076	210.1	Qualifying Practice 1
5	54 Spirit of Race	Ferrari 488 GTE	LMGTE Am	Giancarlo FISICHELLA	3:53.793	13	1.339	209.8	Qualifying Practice 1
6	90 TF Sport	Aston Martin Vantage	LMGTE Am	Charles EASTWOOD	3:53.974	14	1.520	209.7	Qualifying Practice 1
7	78 Proton Competition	Porsche 911 RSR	LMGTE Am	Vincent ABRIL	3:54.324	17	1.870	209.3	Qualifying Practice 1
8	84 JMW Motorsport	Ferrari 488 GTE	LMGTE Am	Jeffrey SEGAL	3:54.513	20	2.059	209.2	Qualifying Practice 1
9	70 MR Racing	Ferrari 488 GTE	LMGTE Am	Olivier BERETTA	3:54.737	11	2.283	209.0	Qualifying Practice 1
10	86 Gulf Racing	Porsche 911 RSR	LMGTE Am	Thomas PREINING	3:55.033	14	2.579	208.7	Qualifying Practice 1
11	77 Dempsey - Proton Racing	Porsche 911 RSR	LMGTE Am	Matt CAMPBELL	3:55.304	14	2.850	208.5	Free Practice
12	62 WeatherTech Racing	Ferrari 488 GTE	LMGTE Am	Toni VILANDER	3:55.544	22	3.090	208.3	Qualifying Practice 1
13	57 Car Guy Racing	Ferrari 488 GTE	LMGTE Am	Côme LEDOGAR	3:56.034	20	3.580	207.8	Qualifying Practice 1
14	61 Clearwater Racing	Ferrari 488 GTE	LMGTE Am	Matthew GRIFFIN	3:56.072	20	3.618	207.8	Qualifying Practice 1
15	60 Kessel Racing	Ferrari 488 GTE	LMGTE Am	Andrea PICCINI	3:56.147	14	3.693	207.7	Qualifying Practice 1
16	83 Kessel Racing	Ferrari 488 GTE	LMGTE Am	Michelle GATTING	3:56.333	16	3.879	207.6	Qualifying Practice 1
17	78 Proton Competition	Porsche 911 RSR	LMGTE Am	Louis PRETTE	3:56.480	11	4.026	207.4	Qualifying Practice 1
18	85 Keating Motorsports	Ford GT	LMGTE Am	Jeroen BLEEKEMOLEN	3:56.579	18	4.125	207.3	Qualifying Practice 1
19	70 MR Racing	Ferrari 488 GTE	LMGTE Am	Edward CHEEVER	3:56.845	25	4.391	207.1	Qualifying Practice 1
20	54 Spirit of Race	Ferrari 488 GTE	LMGTE Am	Francesco CASTELLACCI	3:57.319	16	4.865	206.7	Free Practice
21	57 Car Guy Racing	Ferrari 488 GTE	LMGTE Am	Kei COZZOLINO	3:57.447	12	4.993	206.6	Qualifying Practice 1
22	86 Gulf Racing	Porsche 911 RSR	LMGTE Am	Benjamin BARKER	3:57.623	19	5.169	206.4	Free Practice
23	83 Kessel Racing	Ferrari 488 GTE	LMGTE Am	Rahel FREY	3:57.715	21	5.261	206.4	Qualifying Practice 1
24	60 Kessel Racing	Ferrari 488 GTE	LMGTE Am	Sergio PIANEZZOLA	3:58.076	20	5.622	206.0	Qualifying Practice 1
25	98 Aston Martin Racing	Aston Martin Vantage	LMGTE Am	Mathias LAUDA	3:58.277	20	5.823	205.9	Free Practice
26	90 TF Sport	Aston Martin Vantage	LMGTE Am	Euan HANKEY	3:58.294	11	5.840	205.9	Qualifying Practice 1
27	56 Team Project 1	Porsche 911 RSR	LMGTE Am	Patrick LINDSEY	3:59.038	15	6.584	205.2	Free Practice
28	84 JMW Motorsport	Ferrari 488 GTE	LMGTE Am	Rodrigo BAPTISTA	3:59.061	12	6.607	205.2	Qualifying Practice 1
29	85 Keating Motorsports	Ford GT	LMGTE Am	Felipe FRAGA	3:59.811	5	7.357	204.6	Qualifying Practice 1
30	88 Dempsey - Proton Racing	Porsche 911 RSR	LMGTE Am	Giorgio RODA JR	4:00.192	21	7.738	204.2	Free Practice
31	62 WeatherTech Racing	Ferrari 488 GTE	LMGTE Am	Cooper MACNEIL	4:00.206	14	7.752	204.2	Qualifying Practice 1
32	99 Dempsey - Proton Racing	Porsche 911 RSR	LMGTE Am	Patrick LONG	4:00.472	8	8.018	204.0	Free Practice
33	56 Team Project 1	Porsche 911 RSR	LMGTE Am	Egidio PERFETTI	4:00.594	17	8.140	203.9	Qualifying Practice 1
34	61 Clearwater Racing	Ferrari 488 GTE	LMGTE Am	Matteo CRESSONI	4:00.872	5	8.418	203.7	Qualifying Practice 1
35	54 Spirit of Race	Ferrari 488 GTE	LMGTE Am	Thomas FLOHR	4:00.936	18	8.482	203.6	Free Practice
36	90 TF Sport	Aston Martin Vantage	LMGTE Am	Salih YOLUC	4:01.213	21	8.759	203.4	Qualifying Practice 1
37	98 Aston Martin Racing	Aston Martin Vantage	LMGTE Am	Paul DALLA LANA	4:01.224	20	8.770	203.4	Qualifying Practice 1
38	85 Keating Motorsports	Ford GT	LMGTE Am	Ben KEATING	4:01.327	15	8.873	203.3	Free Practice





FIA WEC

87^e Edition des 24 Heures du Mans After Qualifying Practice 1

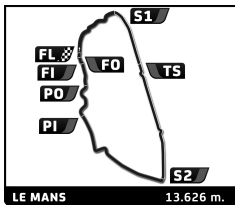
Final Classification by Driver And Class Fastest Lap



No	Team	Car	Class	Driver	Time	Laps	Gap	Kph	Session
39	84 JMW Motorsport	Ferrari 488 GTE	LMGTE Am	Wei LU	4:01.960	12	9.506	202.7	Free Practice
40	61 Clearwater Racing	Ferrari 488 GTE	LMGTE Am	Luis PEREZ-COMPANC	4:02.960	18	10.506	201.9	Free Practice
41	77 Dempsey - Proton Racing	Porsche 911 RSR	LMGTE Am	Christian RIED	4:03.860	14	11.406	201.2	Qualifying Practice 1
42	62 WeatherTech Racing	Ferrari 488 GTE	LMGTE Am	Robert SMITH	4:05.295	7	12.841	200.0	Qualifying Practice 1
43	86 Gulf Racing	Porsche 911 RSR	LMGTE Am	Michael WAINWRIGHT	4:05.936	11	13.482	199.5	Qualifying Practice 1
44	57 Car Guy Racing	Ferrari 488 GTE	LMGTE Am	Takeshi KIMURA	4:06.127	18	13.673	199.3	Free Practice
45	78 Proton Competition	Porsche 911 RSR	LMGTE Am	Philippe PRETTE	4:06.712	13	14.258	198.8	Free Practice
46	70 MR Racing	Ferrari 488 GTE	LMGTE Am	Motoaki ISHIKAWA	4:07.274	17	14.820	198.4	Qualifying Practice 1
47	88 Dempsey - Proton Racing	Porsche 911 RSR	LMGTE Am	Satoshi HOSHINO	4:07.731	11	15.277	198.0	Free Practice
48	83 Kessel Racing	Ferrari 488 GTE	LMGTE Am	Manuela GOSTNER	4:08.271	19	15.817	197.6	Free Practice
49	60 Kessel Racing	Ferrari 488 GTE	LMGTE Am	Claudio SCHIAVONI	4:14.576	15	22.122	192.7	Qualifying Practice 1
	99 Dempsey - Proton Racing	Porsche 911 RSR	LMGTE Am	Niclas JÖNSSON					
	99 Dempsey - Proton Racing	Porsche 911 RSR	LMGTE Am	Tracy KROHN					

Track Temp: 17.22 °C Air Temp: 12.39 °C Track Status: **DRY**





FIA WEC

87^e Edition des 24 Heures du Mans

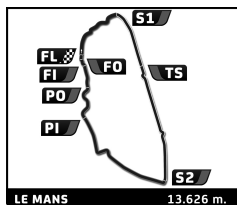
Qualifying Practice 1

Best Sector Times



SECTOR 1			SECTOR 2			SECTOR 3			Pos	Team	Cl	Ideal Lap	Best Lap
Pos	Driver	Time	Driver	Time	Driver	Time	Pos	Time					
1	3 T.LAURENT	31.049	7 K.KOBAYASHI	1:15.471	7 K.KOBAYASHI	1:30.101	1	7 Toyota Gazoo Racing	LMP1	H	3:17.161	3:17.161 (1)	
2	17 E.ORUDZHEV	31.236	17 E.ORUDZHEV	1:15.640	17 E.ORUDZHEV	1:30.757	2	17 SMP Racing	LMP1		3:17.633	3:17.633 (2)	
3	1 A.LOTTERER	31.290	11 M.ALESHIN	1:15.971	8 F.ALONSO	1:30.886	3	8 Toyota Gazoo Racing	LMP1	H	3:18.561	3:19.632 (4)	
4	8 K.NAKAJIMA	31.470	8 K.NAKAJIMA	1:16.205	3 T.LAURENT	1:31.347	4	3 Rebellion Racing	LMP1		3:18.780	3:19.603 (3)	
5	10 B.HANLEY	31.484	3 T.LAURENT	1:16.384	1 B.SENNA	1:31.502	5	1 Rebellion Racing	LMP1		3:19.217		
6	11 S.VANDOORNE	31.522	1 A.LOTTERER	1:16.425	10 B.HANLEY	1:31.552	6	11 SMP Racing	LMP1		3:19.861	3:20.934 (6)	
7	7 K.KOBAYASHI	31.589	10 B.HANLEY	1:17.164	11 S.VANDOORNE	1:32.368	7	10 DragonSpeed	LMP1		3:20.200	3:20.200 (5)	
8	4 T.DILLMANN	32.094	4 T.DILLMANN	1:18.944	4 T.DILLMANN	1:34.070	8	4 Bykolles Racing Team	LMP1		3:25.108	3:25.246 (7)	
9	28 L.DUVAL	32.371	31 P.MALDONADO	1:19.141	22 F.ALBUQUERQUE	1:34.780	9	36 Signatech Alpine Matmut	LMP2		3:26.521	3:26.935 (9)	
10	36 N.LAPIERRE	32.450	36 N.LAPIERRE	1:19.244	36 N.LAPIERRE	1:34.827	10	31 DragonSpeed	LMP2		3:26.544	3:26.804 (8)	
11	31 P.MALDONADO	32.529	48 P.CHATIN	1:19.440	31 P.MALDONADO	1:34.874	11	28 TDS Racing	LMP2		3:26.873	3:28.840 (14)	
12	48 P.CHATIN	32.579	28 L.DUVAL	1:19.573	28 L.DUVAL	1:34.929	12	48 Idec Sport	LMP2		3:27.031	3:27.847 (11)	
13	22 F.ALBUQUERQUE	32.608	32 A.BRUNDLÉ	1:19.596	48 P.CHATIN	1:35.012	13	22 United Autosports	LMP2		3:27.338	3:27.338 (10)	
14	37 R.TAYLOR	32.720	37 R.TAYLOR	1:19.626	32 A.BRUNDLÉ	1:35.522	14	37 Jackie Chan DC Racing	LMP2		3:27.930	3:29.498 (18)	
15	38 S.RICHELMI	32.761	30 N.JAMIN	1:19.709	37 J.KING	1:35.584	15	32 United Autosports	LMP2		3:28.144	3:29.583 (19)	
16	25 A.PIZZITOLA	32.776	43 N.NATO	1:19.757	25 A.PIZZITOLA	1:35.620	16	38 Jackie Chan DC Racing	LMP2		3:28.263	3:28.738 (13)	
17	26 J.VERGNE	32.792	29 N.DE VRIES	1:19.777	38 H.TUNG	1:35.641	17	30 Duqueine Engineering	LMP2		3:28.505	3:28.653 (12)	
18	43 N.NATO	32.813	38 H.TUNG	1:19.861	30 N.JAMIN	1:35.687	18	29 Racing Team Nederland	LMP2		3:28.515	3:28.909 (15)	
19	23 W.STEVENS	32.820	22 F.ALBUQUERQUE	1:19.950	26 J.VERGNE	1:35.839	19	26 G-Drive Racing	LMP2		3:28.761	3:29.107 (16)	
20	29 N.DE VRIES	32.847	26 J.VERGNE	1:20.130	29 G.VAN DER GARDE	1:35.891	20	25 Algarve Pro Racing	LMP2		3:29.006	3:29.126 (17)	
21	32 A.BRUNDLÉ	33.026	47 G.SERNAGIOTTO	1:20.152	47 G.SERNAGIOTTO	1:36.015	21	43 RLR M Sport / Tower Events	LMP2		3:29.062	3:31.017 (24)	
22	47 G.SERNAGIOTTO	33.054	23 W.STEVENS	1:20.456	23 W.STEVENS	1:36.398	22	47 Cetilar R. Villorba Corse	LMP2		3:29.221	3:29.748 (20)	
23	30 N.JAMIN	33.109	39 J.HIRSCHI	1:20.501	43 N.NATO	1:36.492	23	23 Panis Barthez Competition	LMP2		3:29.674	3:29.821 (21)	
24	20 M.BECHE	33.179	34 N.MOORE	1:20.517	39 T.GOMMENDY	1:36.766	24	39 Graff	LMP2		3:30.469	3:30.970 (23)	
25	39 J.HIRSCHI	33.202	25 A.PIZZITOLA	1:20.610	34 N.MOORE	1:36.839	25	34 Inter Europol Competition	LMP2		3:30.561	3:30.744 (22)	
26	34 N.MOORE	33.205	49 K.TERESCHENKO	1:21.101	20 M.BECHE	1:37.578	26	20 High Class Racing	LMP2		3:32.252	3:32.945 (25)	
27	49 K.TERESCHENKO	33.325	20 M.BECHE	1:21.495	49 K.TERESCHENKO	1:38.845	27	49 ARC Bratislava	LMP2		3:33.271	3:35.480 (26)	
28	50 R.RICCI	34.352	50 R.RICCI	1:22.834	50 R.RICCI	1:40.952	28	50 Larbre Competition	LMP2		3:38.138	3:38.663 (27)	
29	93 N.TANDY	35.626	63 A.GARCIA	1:28.212	93 N.TANDY	1:44.726	29	93 Porsche GT Team	LMGTE Pro		3:49.161	3:49.558 (29)	
30	63 A.GARCIA	35.679	67 H.TINCKNELL	1:28.408	91 F.MAKOWIECKI	1:45.255	30	63 Corvette Racing	LMGTE Pro		3:49.467	3:52.109 (38)	
31	67 H.TINCKNELL	35.847	92 M.CHRISTENSEN	1:28.633	67 H.TINCKNELL	1:45.275	31	67 Ford Chip Ganassi Team UK	LMGTE Pro		3:49.530	3:49.530 (28)	
32	71 S.BIRD	35.870	95 N.THIMM	1:28.758	97 A.LYNN	1:45.334	32	91 Porsche GT Team	LMGTE Pro		3:49.961	3:50.099 (31)	
33	94 M.JAMINET	35.891	97 A.LYNN	1:28.781	71 S.BIRD	1:45.360	33	97 Aston Martin Racing	LMGTE Pro		3:50.037	3:50.037 (30)	
34	91 F.MAKOWIECKI	35.911	91 G.BRUNI	1:28.795	94 M.JAMINET	1:45.493	34	71 AF Corse	LMGTE Pro		3:50.114	3:50.850 (35)	
35	97 A.LYNN	35.922	93 N.TANDY	1:28.809	63 A.GARCIA	1:45.576	35	92 Porsche GT Team	LMGTE Pro		3:50.253	3:50.468 (33)	
36	95 N.THIMM	36.005	71 S.BIRD	1:28.884	92 M.CHRISTENSEN	1:45.594	36	94 Porsche GT Team	LMGTE Pro		3:50.278	3:50.278 (32)	
37	92 M.CHRISTENSEN	36.026	94 M.JAMINET	1:28.894	81 N.CATSBURG	1:45.891	37	95 Aston Martin Racing	LMGTE Pro		3:50.730	3:50.812 (34)	
38	51 J.CALADO	36.076	81 N.CATSBURG	1:29.008	95 N.THIMM	1:45.967	38	81 BMW Team MTEK	LMGTE Pro		3:51.152	3:51.476 (36)	
39	64 T.MILNER	36.086	69 R.WESTBROOK	1:29.250	88 M.CAIROLI	1:46.237	39	51 AF Corse	LMGTE Pro		3:51.777	3:52.128 (39)	
40	88 M.CAIROLI	36.221	66 O.PLA	1:29.303	51 J.CALADO	1:46.272	40	69 Ford Chip Ganassi Team USA	LMGTE Pro		3:51.821	3:51.821 (37)	
41	69 R.WESTBROOK	36.249	51 J.CALADO	1:29.429	69 R.WESTBROOK	1:46.322	41	64 Corvette Racing	LMGTE Pro		3:52.312	3:52.490 (41)	
42	81 N.CATSBURG	36.253	68 J.HAND	1:29.542	56 J.BERGMEISTER	1:46.337	42	56 Team Project 1	LMGTE Am		3:52.340	3:52.750 (42)	
43	56 J.BERGMEISTER	36.265	82 A.FARFUS	1:29.593	64 O.GAVIN	1:46.347	43	82 BMW Team MTEK	LMGTE Pro		3:52.439	3:53.498 (46)	
44	82 A.FARFUS	36.266	77 J.ANDLAUER	1:29.654	82 A.DA COSTA	1:46.580	44	88 Dempsey - Proton Racing	LMGTE Am		3:52.454	3:52.454 (40)	
45	78 V.ABRIL	36.346	89 P.DERANI	1:29.678	68 S.BOURDAIS	1:46.670	45	68 Ford Chip Ganassi Team USA	LMGTE Pro		3:52.770	3:53.053 (44)	
46	77 J.ANDLAUER	36.411	56 J.BERGMEISTER	1:29.738	98 P.LAMY	1:46.685	46	89 Risi Competizione	LMGTE Pro		3:52.924	3:52.997 (43)	
47	54 G.FISICHELLA	36.452	64 O.GAVIN	1:29.879	90 C.EASTWOOD	1:46.718	47	77 Dempsey - Proton Racing	LMGTE Am		3:52.992	3:53.408 (45)	
48	66 O.PLA	36.460	88 M.CAIROLI	1:29.996	89 O.JARVIS	1:46.731	48	66 Ford Chip Ganassi Team UK	LMGTE Pro		3:53.385	3:53.793 (48)	
49	89 P.DERANI	36.515	78 V.ABRIL	1:30.006	77 J.ANDLAUER	1:46.927	49	98 Aston Martin Racing	LMGTE Am		3:53.530	3:53.530 (47)	
50	57 C.LEDOGAR	36.541	54 G.FISICHELLA	1:30.214	54 G.FISICHELLA	1:47.090	50	54 Spirit of Race	LMGTE Am		3:53.756	3:53.793 (49)	
51	98 P.LAMY	36.548	98 P.LAMY	1:30.297	84 J.SEGAL	1:47.303	51	90 TF Sport	LMGTE Am		3:53.974	3:53.974 (50)	
52	68 J.HAND	36.558	60 A.PICCINI	1:30.333	70 O.BERETTA	1:47.402	52	78 Proton Competition	LMGTE Am		3:54.120	3:54.324 (51)	





FIA WEC

87^e Edition des 24 Heures du Mans

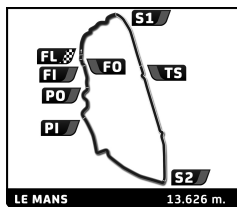
Qualifying Practice 1



Best Sector Times

SECTOR 1			SECTOR 2		SECTOR 3		Pos	Team	Cl	Ideal Lap	Best Lap
Pos	Driver	Time	Driver	Time	Driver	Time					
53	84 J.SEGAL	36.559	86 T.PREINING	1:30.405	62 T.VILANDER	1:47.580	53	84 JMW Motorsport	LMGTE Am	3:54.372	3:54.513 (52)
54	86 T.PREINING	36.621	84 J.SEGAL	1:30.510	66 O.PLA	1:47.622	54	70 MR Racing	LMGTE Am	3:54.641	3:54.737 (53)
55	62 T.VILANDER	36.656	90 C.EASTWOOD	1:30.555	78 V.ABRIL	1:47.768	55	62 WeatherTech Racing	LMGTE Am	3:54.929	3:55.544 (55)
56	83 M.GATTING	36.658	70 O.BERETTA	1:30.576	86 T.PREINING	1:48.007	56	86 Gulf Racing	LMGTE Am	3:55.033	3:55.033 (54)
57	70 O.BERETTA	36.663	57 C.LEDOGAR	1:30.687	60 A.PICCINI	1:48.114	57	60 Kessel Racing	LMGTE Am	3:55.204	3:56.147 (58)
58	90 C.EASTWOOD	36.701	62 T.VILANDER	1:30.693	61 M.GRIFFIN	1:48.186	58	57 Car Guy Racing	LMGTE Am	3:55.566	3:56.034 (56)
59	60 A.PICCINI	36.757	83 M.GATTING	1:30.932	57 C.LEDOGAR	1:48.338	59	61 Clearwater Racing	LMGTE Am	3:56.072	3:56.072 (57)
60	61 M.GRIFFIN	36.839	85 J.BLEEKEMOLEN	1:31.044	85 J.BLEEKEMOLEN	1:48.391	60	83 Kessel Racing	LMGTE Am	3:56.200	3:56.333 (59)
61	85 J.BLEEKEMOLEN	37.144	61 M.GRIFFIN	1:31.047	83 M.GATTING	1:48.610	61	85 Keating Motorsports	LMGTE Am	3:56.579	3:56.579 (60)



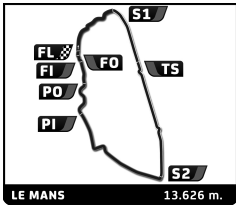


FIA WEC 87^e Edition des 24 Heures du Mans Qualifying Practice 1 Best Specific Sectors



Table with 11 columns: Pos, Driver, T6 Time Kph, Driver, T7 Time Kph, PORSCHE Driver, PORSCHE Time Kph, FORD Driver, FORD Time Kph, T6+T7 Driver, T6+T7 Time Kph. Lists 56 drivers and their lap times for various sectors.





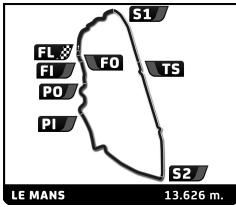
FIA WEC
87^e Edition des 24 Heures du Mans
Qualifying Practice 1



Best Specific Sectors

Pos	T6		T7		PORSCHE		FORD		T6+ T7	
	Driver	Time Kph	Driver	Time Kph	Driver	Time Kph	Driver	Time Kph	Driver	Time Kph
57	78 V. ABRIL	3.814 136.7	85 F. FRAGA	4.471 200.6	83 M. GATTING	18.084 205.4	85 F. FRAGA	6.797 136.9	70 O. BERETTA	8.274 173.6
58	90 C. EASTWOOD	3.815 136.6	62 T. VILANDER	4.477 200.3	78 V. ABRIL	18.110 205.1	60 A. PICCINI	6.892 135.1	86 B. BARKER	8.285 173.4
59	85 F. FRAGA	3.825 136.3	57 T. KIMURA	4.482 200.1	62 T. VILANDER	18.126 205.0	83 M. GATTING	6.947 134.0	85 J. BLEEKEMOLEN	8.296 173.1
60	57 T. KIMURA	3.836 135.9	86 M. WAINWRIGHT	4.488 199.8	85 F. FRAGA	18.154 204.6	50 N. BOULLE	6.990 133.2	57 K. COZZOLINO	8.320 172.6
61	61 M. GRIFFIN	3.842 135.7	61 M. GRIFFIN	4.489 199.8	57 T. KIMURA	18.163 204.5	49 K. TERESCHENKO	7.063 131.8	61 M. GRIFFIN	8.331 172.4



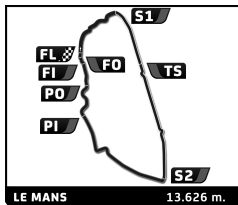


FIA WEC 87^e Edition des 24 Heures du Mans After Qualifying Practice 1



Event maximum speed

No Team	Car	Class	Driver	Top Speed	Lap	Session
11 SMP Racing	BR Engineering BR1 - AER	LMP1	Vitaly PETROV	347.8	9	Qualifying Practice 1
17 SMP Racing	BR Engineering BR1 - AER	LMP1	Stéphane SARRAZIN	346.7	21	Qualifying Practice 1
1 Rebellion Racing	Rebellion R13 - Gibson	LMP1	André LOTTERER	341.3	4	Qualifying Practice 1
3 Rebellion Racing	Rebellion R13 - Gibson	LMP1	Gustavo MENEZES	338.1	4	Qualifying Practice 1
10 DragonSpeed	BR Engineering BR1 - Gibson	LMP1	Ben HANLEY	337.0	4	Free Practice
36 Signatech Alpine Matmut	Alpine A470 - Gibson	LMP2	Nicolas LAPIERRE	336.0	3	Qualifying Practice 1
8 Toyota Gazoo Racing	Toyota TS050 - Hybrid	LMP1 H	Kazuki NAKAJIMA	334.9	4	Qualifying Practice 1
28 TDS Racing	Oreca 07 - Gibson	LMP2	Loïc DUVAL	333.9	12	Free Practice
29 Racing Team Nederland	Dallara P217 - Gibson	LMP2	Giedo VAN DER GARDE	333.9	24	Qualifying Practice 1
26 G-Drive Racing	Aurus 01 - Gibson	LMP2	Job VAN UITERT	332.9	23	Free Practice
30 Duqueine Engineering	Oreca 07 - Gibson	LMP2	Nicolas JAMIN	332.9	3	Qualifying Practice 1
47 Cetilar R. Villorba Corse	Dallara P217 - Gibson	LMP2	Giorgio SERNAGIOTTO	332.9	3	Qualifying Practice 1
38 Jackie Chan DC Racing	Oreca 07 - Gibson	LMP2	Stéphane RICHELMI	331.8	19	Qualifying Practice 1
39 Graff	Oreca 07 - Gibson	LMP2	Vincent CAPILLAIRE	331.8	8	Free Practice
22 United Autosports	Ligier JSP217 - Gibson	LMP2	Filipe ALBUQUERQUE	330.8	4	Qualifying Practice 1
31 DragonSpeed	Oreca 07 - Gibson	LMP2	Pastor MALDONADO	330.8	21	Qualifying Practice 1
32 United Autosports	Ligier JSP217 - Gibson	LMP2	Will OWEN	330.8	13	Free Practice
34 Inter Europol Competition	Ligier JSP217 - Gibson	LMP2	Nigel MOORE	330.8	6	Qualifying Practice 1
37 Jackie Chan DC Racing	Oreca 07 - Gibson	LMP2	Ricky TAYLOR	330.8	4	Qualifying Practice 1
49 ARC Bratislava	Ligier JSP217 - Gibson	LMP2	Henning ENQVIST	330.8	16	Qualifying Practice 1
25 Algarve Pro Racing	Oreca 07 - Gibson	LMP2	David ZOLLINGER	329.8	15	Qualifying Practice 1
48 Idec Sport	Oreca 07 - Gibson	LMP2	Paul LAFARGUE	329.8	7	Qualifying Practice 1
23 Panis Barthez Competition	Ligier JSP217 - Gibson	LMP2	René BINDER	328.8	16	Qualifying Practice 1
4 Bykolles Racing Team	Enso CLM P1/01 - Gibson	LMP1	Tom DILLMANN	328.8	9	Free Practice
43 RLR M Sport / Tower Events	Oreca 07 - Gibson	LMP2	Norman NATO	328.8	3	Qualifying Practice 1
50 Larbre Competition	Ligier JSP217 - Gibson	LMP2	Erwin CREED	328.8	27	Free Practice
7 Toyota Gazoo Racing	Toyota TS050 - Hybrid	LMP1 H	Kamui KOBAYASHI	328.8	21	Free Practice
20 High Class Racing	Oreca 07 - Gibson	LMP2	Mathias BECHE	327.8	2	Qualifying Practice 1
67 Ford Chip Ganassi Team UK	Ford GT	LMGTE Pro	Harry TINCKNELL	298.8	21	Qualifying Practice 1
91 Porsche GT Team	Porsche 911 RSR	LMGTE Pro	Gianmaria BRUNI	298.8	3	Qualifying Practice 1
92 Porsche GT Team	Porsche 911 RSR	LMGTE Pro	Kevin ESTRE	298.8	11	Qualifying Practice 1
71 AF Corse	Ferrari 488 GTE EVO	LMGTE Pro	Sam BIRD	298.0	4	Qualifying Practice 1
95 Aston Martin Racing	Aston Martin Vantage AMR	LMGTE Pro	Darren TURNER	297.2	5	Free Practice
97 Aston Martin Racing	Aston Martin Vantage AMR	LMGTE Pro	Alexander LYNN	297.2	29	Free Practice
64 Corvette Racing	Chevrolet Corvette C7.R	LMGTE Pro	Tommy MILNER	296.4	12	Qualifying Practice 1
69 Ford Chip Ganassi Team USA	Ford GT	LMGTE Pro	Richard WESTBROOK	296.4	19	Qualifying Practice 1
93 Porsche GT Team	Porsche 911 RSR	LMGTE Pro	Nick TANDY	296.4	2	Qualifying Practice 1
94 Porsche GT Team	Porsche 911 RSR	LMGTE Pro	Mathieu JAMINET	296.4	23	Qualifying Practice 1
63 Corvette Racing	Chevrolet Corvette C7.R	LMGTE Pro	Antonio GARCIA	295.6	17	Qualifying Practice 1
68 Ford Chip Ganassi Team USA	Ford GT	LMGTE Pro	Dirk MÜLLER	295.6	18	Qualifying Practice 1
51 AF Corse	Ferrari 488 GTE EVO	LMGTE Pro	Daniel SERRA	294.8	12	Qualifying Practice 1
54 Spirit of Race	Ferrari 488 GTE	LMGTE Am	Giancarlo FISICHELLA	294.8	19	Qualifying Practice 1
66 Ford Chip Ganassi Team UK	Ford GT	LMGTE Pro	Olivier PLA	294.8	4	Qualifying Practice 1
89 Risi Competizione	Ferrari 488 GTE EVO	LMGTE Pro	Oliver JARVIS	294.8	8	Qualifying Practice 1
81 BMW Team MTEK	BMW M8 GTE	LMGTE Pro	Philipp ENG	294.0	20	Qualifying Practice 1
84 JMW Motorsport	Ferrari 488 GTE	LMGTE Am	Jeffrey SEGAL	294.0	18	Qualifying Practice 1
85 Keating Motorsports	Ford GT	LMGTE Am	Jeroen BLEEKEMOLEN	294.0	20	Qualifying Practice 1
60 Kessel Racing	Ferrari 488 GTE	LMGTE Am	Andrea PICCINI	293.2	8	Qualifying Practice 1
77 Dempsey - Proton Racing	Porsche 911 RSR	LMGTE Am	Matt CAMPBELL	293.2	4	Qualifying Practice 1
83 Kessel Racing	Ferrari 488 GTE	LMGTE Am	Rahel FREY	293.2	8	Qualifying Practice 1
56 Team Project 1	Porsche 911 RSR	LMGTE Am	Jörg BERGMEISTER	292.4	7	Free Practice
98 Aston Martin Racing	Aston Martin Vantage	LMGTE Am	Paul DALLA LANA	292.4	13	Qualifying Practice 1
70 MR Racing	Ferrari 488 GTE	LMGTE Am	Edward CHEEVER	291.6	17	Qualifying Practice 1
82 BMW Team MTEK	BMW M8 GTE	LMGTE Pro	Augusto FARFUS	291.6	23	Qualifying Practice 1
57 Car Guy Racing	Ferrari 488 GTE	LMGTE Am	Kei COZZOLINO	290.8	18	Qualifying Practice 1
78 Proton Competition	Porsche 911 RSR	LMGTE Am	Louis PRETTE	290.8	9	Qualifying Practice 1
62 WeatherTech Racing	Ferrari 488 GTE	LMGTE Am	Toni VILANDER	290.0	23	Qualifying Practice 1
86 Gulf Racing	Porsche 911 RSR	LMGTE Am	Benjamin BARKER	289.3	12	Qualifying Practice 1
88 Dempsey - Proton Racing	Porsche 911 RSR	LMGTE Am	Giorgio RODA JR	289.3	15	Qualifying Practice 1
90 TF Sport	Aston Martin Vantage	LMGTE Am	Euan HANKEY	289.3	9	Qualifying Practice 1



FIA WEC

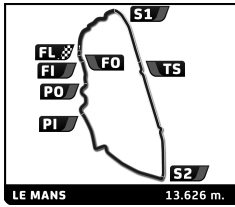
87^e Edition des 24 Heures du Mans
After Qualifying Practice 1



Event maximum speed

No	Team	Car	Class	Driver	Top Speed	Lap	Session
99	Dempsey - Proton Racing	Porsche 911 RSR	LMGTE Am	Patrick LONG	289.3	7	Free Practice
61	Clearwater Racing	Ferrari 488 GTE	LMGTE Am	Matthew GRIFFIN	287.7	10	Qualifying Practice 1





FIA WEC

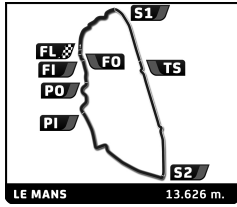
87^e Edition des 24 Heures du Mans Qualifying Practice 1

Fastest Lap Sequence



Practice Time	No Team	Car	Class	Driver	Time	Kph	Lap
7:06.362	10 DragonSpeed	BR Engineering BR1 - Gibson	LMP1	Ben HANLEY	3:23.539	241.0	2
7:11.486	8 Toyota Gazoo Racing	Toyota TS050 - Hybrid	LMP1 H	Kazuki NAKAJIMA	3:21.979	242.9	2
7:23.847	11 SMP Racing	BR Engineering BR1 - AER	LMP1	Stoffel VANDOORNE	3:20.934	244.1	2
7:24.778	17 SMP Racing	BR Engineering BR1 - AER	LMP1	Egor ORUDZHEV	3:17.633	248.2	2
10:39.474	7 Toyota Gazoo Racing	Toyota TS050 - Hybrid	LMP1 H	Kamui KOBAYASHI	3:17.161	248.8	3





FIA WEC 87^e Edition des 24 Heures du Mans Qualifying Practice 1

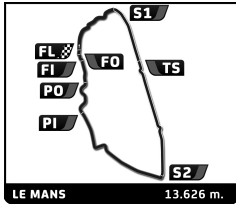
Sector Analysis



■ Personal Best ■ Session Best B Crossing the finish line in pit lane

Lap	D	Time	Sector 1	Sector 2	Sector 3	T. Spd	Elapsed	Lap	D	Time	Sector 1	Sector 2	Sector 3	T. Spd	Elapsed
1 Rebellion Racing 1. Neel JANI 3. Bruno SENNA 2. André LOTTERER Rebellion R13 - Gibson LMP1								2	1	3:29.187	33.372	1:20.168	1:35.647	322.0	7:31.800
								3	1	3:25.246	32.094	1:19.082	1:34.070	324.9	10:57.046
								4	1	3:37.207	33.183	1:21.839	1:42.185	300.5	14:34.253
								5	1	3:38.490	B 33.434	1:20.792	1:44.264	325.8	18:12.743
								6	2	14:09.747	...	1:24.314	1:39.189	319.1	32:22.490
								7	2	3:33.591	34.476	1:22.100	1:37.015	322.0	35:56.081
								8	2	3:29.754	33.195	1:20.603	1:35.956	322.0	39:25.835
								9	2	3:43.843	B 35.997	1:22.056	1:45.790	324.9	43:09.678
								10	2	25:49.987	...	1:21.971	1:44.111	320.1	1:08:59.665
								11	2	3:31.377	32.784	1:19.709	1:38.884	324.9	1:12:31.042
								12	2	4:18.653	B 34.098	1:24.260	2:20.295	324.9	1:16:49.695
								13	3	9:00.285	5:48.030	1:27.252	1:45.003	294.0	1:25:49.980
								14	3	3:43.608	34.946	1:23.124	1:45.538	325.8	1:29:33.588
								15	3	3:40.706	34.484	1:23.645	1:42.577	314.5	1:33:14.294
								16	3	4:18.378	34.412	1:22.577	2:21.389	320.1	1:37:32.672
								17	3	4:53.972	B 37.705	1:23.645	2:52.622	320.1	1:42:26.644
								18	1	7:45.222	4:45.094	1:23.692	1:36.436	317.2	1:50:11.866
								19	1	3:30.648	32.483	1:20.538	1:37.627	323.9	1:53:42.514
								20	1	3:31.165	32.824	1:19.847	1:38.494	319.1	1:57:13.679
								21	1	3:27.672	32.234	1:18.944	1:36.494	324.9	2:00:41.351
7 Toyota Gazoo Racing 1. Mike CONWAY 3. Jose Maria LOPEZ 2. Kamui KOBAYASHI Toyota TS050 - Hybrid LMP1 - H								1	2	3:56.569	57.468	1:19.805	1:39.296	321.0	3:56.569
								2	2	3:25.744	32.331	1:16.876	1:36.537	315.4	7:22.313
								3	2	3:17.161	31.589	1:15.471	1:30.101	313.6	10:39.474
								4	2	3:31.558	B 33.028	1:16.996	1:41.534	322.9	14:11.032
								5	3	5:08.234	2:18.829	1:16.909	1:32.496	323.9	19:19.266
								6	3	3:25.710	32.806	1:19.312	1:33.592	283.2	22:44.976
								7	3	4:13.747	32.004	1:16.811	2:24.932	312.7	26:58.723
								8	3	3:48.949	57.158	1:16.869	1:34.922	321.0	30:47.672
								9	3	3:22.152	32.132	1:16.458	1:33.562	314.5	34:09.824
								10	3	3:39.720	B 33.628	1:16.887	1:49.205	315.4	37:49.544
								11	1	5:39.991	2:48.603	1:18.121	1:33.267	320.1	43:29.535
								12	1	3:23.016	32.984	1:16.978	1:33.054	310.9	46:52.551
								13	1	3:22.950	32.222	1:17.821	1:32.907	292.4	50:15.501
								14	1	3:22.811	32.348	1:16.862	1:33.601	316.3	53:38.312
								15	1	3:25.066	32.326	1:18.543	1:34.197	322.9	57:03.378
								16	1	4:37.411	B 32.304	2:25.190	1:39.917	318.2	1:01:40.789
								17	1	4:18.046	1:27.799	1:17.551	1:32.696	322.0	1:05:58.835
								18	1	3:21.253	32.039	1:16.324	1:32.890	317.2	1:09:20.088
								19	1	3:34.493	B 31.871	1:16.874	1:45.748	319.1	1:12:54.581
								20	3	30:29.536	...	1:19.810	1:59.502	320.1	1:43:24.117
								21	3	3:27.057	33.730	1:19.866	1:33.461	303.9	1:46:51.174
								22	3	3:24.165	32.977	1:18.482	1:32.706	307.3	1:50:15.339
								23	3	3:26.519	32.229	1:17.979	1:36.311	310.9	1:53:41.858
								24	3	3:21.753	32.154	1:16.765	1:32.834	309.1	1:57:03.611
								25	3	3:21.426	32.299	1:16.642	1:32.485	314.5	2:00:25.037
8 Toyota Gazoo Racing 1. Sébastien BUEMI 3. Fernando ALONSO 2. Kazuki NAKAJIMA Toyota TS050 - Hybrid LMP1 - H								1	2	3:49.507	51.584	1:19.835	1:38.088	319.1	3:49.507
								2	2	3:21.979	31.661	1:17.361	1:32.957	309.1	7:11.486
								3	2	3:27.202	B 31.470	1:16.205	1:39.527	319.1	10:38.688
								4	2	4:22.062	1:29.742	1:18.390	1:33.930	334.9	15:00.750
								5	2	3:26.425	32.905	1:19.688	1:33.832	311.8	18:27.175
3 Rebellion Racing 1. Thomas LAURENT 3. Gustavo MENEZES 2. Nathanaël BERTHON Rebellion R13 - Gibson LMP1								1	3	3:51.922	47.431	1:20.427	1:44.064	310.0	3:51.922
								2	3	3:22.635	32.098	1:18.033	1:32.504	334.9	7:14.557
								3	3	3:22.986	31.198	1:16.537	1:35.251	336.0	10:37.543
								4	3	3:27.779	31.262	1:16.828	1:39.689	338.1	14:05.322
								5	3	3:23.496	31.252	1:16.600	1:35.644	336.0	17:28.818
								6	3	3:41.185	B 32.422	1:17.932	1:50.831	333.9	21:10.003
								7	2	6:40.286	2:15.934	1:22.743	3:01.609	332.9	27:50.289
								8	2	3:30.150	33.888	1:19.726	1:36.536	331.8	31:20.439
								9	2	3:27.168	33.288	1:19.407	1:34.473	321.0	34:47.607
								10	2	3:22.445	32.074	1:17.650	1:32.721	332.9	38:10.052
								11	2	3:51.223	B 32.478	1:20.734	1:58.011	330.8	42:01.275
								12	1	5:32.536	2:40.515	1:17.988	1:34.033	332.9	47:33.811
								13	1	3:23.672	32.925	1:17.950	1:32.797	331.8	50:57.483
								14	1	3:20.205	31.547	1:17.311	1:31.347	334.9	54:17.688
								15	1	9:16.888	B 32.023	6:57.302	1:47.563	333.9	1:03:34.576
								16	1	23:13.268	...	1:18.428	1:37.994	330.8	1:26:47.844
								17	1	3:19.603	31.112	1:16.579	1:31.912	331.8	1:30:07.447
								18	1	3:24.090	32.034	1:17.346	1:34.710	338.1	1:33:31.537
								19	1	4:03.847	B 31.049	1:16.384	2:16.414	334.9	1:37:35.384
4 Bykolles Racing Team 1. Tom DILLMANN 3. Paolo RUBERTI 2. Oliver WEBB Enso CLM P1/01 - Gibson LMP1								1	1	4:02.613	49.627	1:24.955	1:48.031	300.5	4:02.613





FIA WEC 87° Edition des 24 Heures du Mans Qualifying Practice 1

Sector Analysis



Personal Best Session Best B Crossing the finish line in pit lane

Table with 11 columns: Lap, D, Time, Sector 1, Sector 2, Sector 3, T. Spd, Elapsed. Contains lap data for drivers 6 through 30.

Driver 10: DragonSpeed. 1. Henrik HEDMAN, 2. Ben HANLEY, 3. Renger VAN DER ZANDE. Includes lap data for laps 1-9.

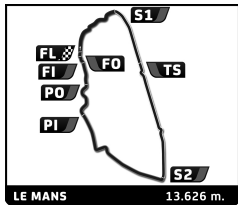
Driver 11: SMP Racing. 1. Vitaly PETROV, 2. Mikhail ALESHIN, 3. Stoffel VANDORNE. Includes lap data for laps 1-16.

Driver 17: SMP Racing. 1. Stéphane SARRAZIN, 2. Egor ORUDZHEV, 3. Sergey SIROTKIN. Includes lap data for laps 1-23.

Driver 20: High Class Racing. 1. Anders FJORBACH, 2. Dennis ANDERSEN, 3. Mathias BECHE. Includes lap data for laps 1-21.

Driver 22: United Autosports. 1. Philip HANSON, 2. Filipe ALBUQUERQUE, 3. Paul DI RESTA. Includes lap data for laps 1-21.





FIA WEC 87° Edition des 24 Heures du Mans Qualifying Practice 1

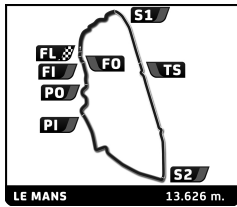
Sector Analysis



Personal Best Session Best B Crossing the finish line in pit lane

Table with columns: Lap, D, Time, Sector 1, Sector 2, Sector 3, T. Spd, Elapsed. Includes data for drivers like Panis Barthez, Algarve Pro Racing, and G-Drive Racing.





FIA WEC

87^e Edition des 24 Heures du Mans

Qualifying Practice 1

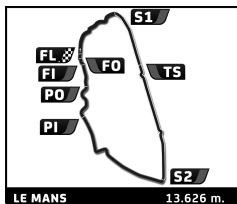
Sector Analysis



■ Personal Best ■ Session Best B Crossing the finish line in pit lane

Lap	D	Time	Sector 1	Sector 2	Sector 3	T. Spd	Elapsed	Lap	D	Time	Sector 1	Sector 2	Sector 3	T. Spd	Elapsed
21	3	6:41.327	3:06.835	1:22.220	2:12.272	310.9	1:35:09.996	19	1	3:56.605 B	38.231	1:24.235	1:54.139	327.8	1:25:47.807
22	3	4:09.084	36.062	1:21.158	2:11.864	325.8	1:39:19.080	20	2	5:35.516 B	2:31.844	1:23.323	1:40.349	325.8	1:31:23.323
23	3	4:04.319	35.386	1:21.945	2:06.988	329.8	1:43:23.399	21	2	4:09.462	35.275	1:22.710	2:11.477	326.8	1:35:32.785
24	3	3:42.268 B	32.792	1:23.642	1:45.834	330.8	1:47:05.667	22	2	4:09.314	36.426	1:21.545	2:11.343	325.8	1:39:42.099
25	1	4:49.412	1:41.752	1:25.010	1:42.650	323.9	1:51:55.079	23	2	3:44.048	35.782	1:21.475	1:46.791	327.8	1:43:26.147
26	1	3:33.132	33.429	1:21.145	1:38.558	327.8	1:55:28.211	24	2	3:40.462 B	33.730	1:21.142	1:45.590	333.9	1:47:06.609
27	1	3:31.931	33.303	1:20.727	1:37.901	327.8	1:59:00.142	25	2	5:20.747	2:20.040	1:21.686	1:39.021	324.9	1:52:27.356
28	1	3:30.020	33.212	1:20.620	1:36.188	325.8	2:02:30.162	26	2	3:31.150	33.354	1:20.713	1:37.083	330.8	1:55:58.506
28 TDS Racing 1. François PERRODO 2. Matthieu VAXIVIERE 3. Loïc DUVAL Oreca 07 - Gibson LMP2								30 Duqueine Engineering 1. Nicolas JAMIN 2. Pierre RAGUES 3. Romain DUMAS Oreca 07 - Gibson LMP2							
1	2	5:23.643	1:58.859	1:30.136	1:54.648	303.9	5:23.643	1	1	4:06.647	53.248	1:25.436	1:47.963	294.8	4:06.647
2	2	3:35.199	33.878	1:22.494	1:38.827	327.8	8:58.842	2	1	3:28.653	33.257	1:19.709	1:35.687	329.8	7:35.300
3	2	3:31.932	33.272	1:21.077	1:37.583	328.8	12:30.774	3	1	3:37.352	33.109	1:20.283	1:43.960	332.9	11:12.652
4	2	3:35.300	33.377	1:21.917	1:40.006	327.8	16:06.074	4	1	3:41.025 B	33.708	1:20.575	1:46.742	331.8	14:53.677
5	2	3:36.311 B	33.027	1:20.514	1:42.770	325.8	19:42.385	5	3	8:21.783	5:13.142	1:25.058	1:43.583	322.0	23:15.460
6	3	5:13.725	2:12.957	1:23.665	1:37.103	325.8	24:56.110	6	3	5:06.231	36.087	1:26.548	3:03.596	327.8	28:21.691
7	3	4:57.882	33.336	2:47.814	1:36.732	79.2	29:53.992	7	3	3:36.817	34.197	1:23.130	1:39.490	323.9	31:58.508
8	3	3:28.840	32.998	1:20.528	1:35.314	326.8	33:22.832	8	3	3:34.673	33.930	1:22.058	1:38.685	325.8	35:33.181
9	3	3:35.105	36.138	1:20.787	1:38.180	328.8	36:57.937	9	3	3:34.851	33.727	1:21.978	1:39.146	326.8	39:08.032
10	3	3:39.109 B	33.084	1:20.204	1:45.821	322.9	40:37.046	10	3	3:45.993 B	34.531	1:22.992	1:48.470	326.8	42:54.025
11	1	11:55.266	8:45.866	1:25.581	1:43.819	319.1	52:32.312	11	3	4:22.629	1:20.655	1:22.030	1:39.944	329.8	47:16.654
12	1	3:38.414	34.587	1:23.175	1:40.652	326.8	56:10.726	12	3	3:31.523	33.436	1:21.118	1:36.969	328.8	50:48.177
13	1	3:40.278	34.978	1:23.605	1:41.695	325.8	59:51.004	13	3	3:36.929	34.419	1:23.144	1:39.366	270.4	54:25.106
14	1	4:38.896	36.689	2:13.140	1:49.067	277.4	1:04:29.900	14	3	3:38.750 B	33.262	1:21.152	1:44.336	331.8	58:03.856
15	1	3:47.075	36.516	1:25.578	1:44.981	328.8	1:08:16.975	15	2	6:13.535	2:14.403	2:18.665	1:40.467	298.8	1:04:17.391
16	1	3:45.415	38.032	1:24.219	1:43.164	327.8	1:12:02.390	16	2	3:33.882	33.885	1:22.035	1:37.962	327.8	1:07:51.273
17	1	4:14.778	34.514	1:22.025	2:18.239	324.9	1:16:17.168	17	2	4:01.196 B	33.524	1:23.270	2:04.402	322.9	1:11:52.469
18	1	4:24.585	37.751	1:22.838	2:23.996	323.9	1:20:41.753	31 DragonSpeed 1. Roberto GONZALEZ 2. Pastor MALDONADO 3. Anthony DAVIDSON Oreca 07 - Gibson LMP2							
19	1	3:43.026	37.879	1:22.159	1:42.988	323.9	1:24:24.779	1	2	3:49.124	39.613	1:25.067	1:44.444	318.2	3:49.124
20	1	3:42.723 B	34.466	1:22.087	1:46.170	324.9	1:28:07.502	2	2	3:28.993	33.116	1:20.673	1:35.204	326.8	7:18.117
21	3	19:37.774	...	1:21.901	1:39.120	322.9	1:47:45.276	3	2	3:26.804	32.656	1:19.274	1:34.874	325.8	10:44.921
22	3	3:29.864	34.685	1:20.250	1:34.929	328.8	1:51:15.140	4	2	3:45.814 B	34.943	1:22.213	1:48.658	318.2	14:30.735
23	3	3:33.230	32.556	1:20.011	1:40.663	329.8	1:54:48.370	5	3	5:17.823	2:16.282	1:23.279	1:38.262	303.9	19:48.558
24	3	3:34.224 B	32.371	1:19.573	1:42.280	327.8	1:58:22.594	6	3	3:34.772	34.540	1:22.085	1:38.147	313.6	23:23.330
29 Racing Team Nederland 1. Frits VAN EERD 2. Giedo VAN DER GARDE 3. Nyck DE VRIES Dallara P217 - Gibson LMP2								7 3 4:59.199 33.606 1:23.594 3:01.999 327.8 28:22.529							
1	3	3:53.436	40.079	1:25.842	1:47.515	295.6	3:53.436	8 3 3:37.326 34.129 1:22.868 1:40.329 307.3 31:59.855							
2	3	3:31.065	32.847	1:20.444	1:37.774	324.9	7:24.501	9 3 3:53.275 B 33.657 1:21.927 1:57.691 322.9 35:53.130							
3	3	3:28.909	33.111	1:19.777	1:36.021	329.8	10:53.410	10 1 13:23.380 ... 1:26.510 1:42.499 301.3 49:16.510							
4	3	3:40.826 B	33.005	1:22.324	1:45.497	329.8	14:34.236	11 1 3:38.325 34.368 1:23.179 1:40.778 314.5 52:54.835							
5	3	6:15.441	3:17.601	1:21.313	1:36.527	315.4	20:49.677	12 1 3:35.999 35.685 1:22.051 1:38.263 324.9 56:30.834							
6	3	3:33.379	33.540	1:23.166	1:36.673	324.9	24:23.056	13 1 3:48.829 34.260 1:35.040 1:39.529 329.8 1:00:19.663							
7	3	5:08.104 B	33.439	2:47.061	1:47.604	329.8	29:31.160	14 1 4:09.731 33.893 1:52.713 1:43.125 309.1 1:04:29.394							
8	3	10:00.565	6:59.956	1:21.362	1:39.247	330.8	39:31.725	15 1 3:41.270 36.576 1:24.335 1:40.359 321.0 1:08:10.664							
9	3	3:34.532	33.200	1:23.071	1:38.261	326.8	43:06.257	16 1 4:50.426 B 34.720 1:21.457 2:54.249 328.8 1:13:01.090							
10	3	3:39.436 B	33.488	1:21.572	1:44.376	330.8	46:45.693	17 2 25:31.281 ... 1:25.845 2:03.659 287.7 1:38:32.371							
11	1	6:55.737	3:46.107	1:24.556	1:45.074	325.8	53:41.430	18 2 4:28.307 B 36.915 1:25.952 2:25.440 319.1 1:43:00.678							
12	1	3:45.966	35.942	1:24.535	1:45.489	326.8	57:27.396	19 2 5:05.464 B 1:54.262 1:22.721 1:48.481 312.7 1:48:06.142							
13	1	5:01.270	37.527	2:35.229	1:48.514	260.0	1:02:28.666	20 2 5:39.118 2:34.256 1:22.993 1:41.869 324.9 1:53:45.260							
14	1	3:44.059	36.153	1:24.742	1:43.164	327.8	1:06:12.725	21 2 3:30.127 32.529 1:19.141 1:38.457 330.8 1:57:15.387							
15	1	3:48.031	36.819	1:25.080	1:46.132	324.9	1:10:00.756	22 2 3:38.852 B 32.568 1:20.169 1:46.115 323.9 2:00:54.239							
16	1	3:47.014	36.118	1:24.780	1:46.116	326.8	1:13:47.770								
17	1	4:15.497	35.673	1:24.287	2:15.537	324.9	1:18:03.267								
18	1	3:47.935	39.031	1:23.640	1:45.264	328.8	1:21:51.202								





FIA WEC

87^e Edition des 24 Heures du Mans

Qualifying Practice 1

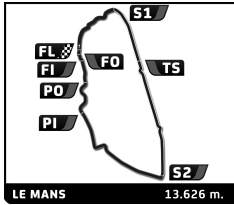
Sector Analysis



Personal Best Session Best B Crossing the finish line in pit lane

Lap	D	Time	Sector 1	Sector 2	Sector 3	T. Spd	Elapsed	Lap	D	Time	Sector 1	Sector 2	Sector 3	T. Spd	Elapsed
32	United Autosports Ligier JSP217 - Gibson 1.Ryan CULLEN 3.Will OWEN LMP2 2.Alex BRUNDLE														
1	2	4:11.545	59.916	1:27.157	1:44.472	322.0	4:11.545								
2	2	3:31.850	33.713	1:22.615	1:35.522	322.9	7:43.395								
3	2	3:29.583	33.026	1:19.596	1:36.961	327.8	11:12.978								
4	2	3:48.882 B	33.957	1:20.825	1:54.100	328.8	15:01.860								
5	3	14:03.470	9:37.135	2:17.433	2:08.902	320.1	29:05.330								
6	3	3:35.653	34.130	1:22.896	1:38.627	324.9	32:40.983								
7	3	3:36.749	33.540	1:22.142	1:41.067	325.8	36:17.732								
8	3	3:32.585	33.437	1:21.452	1:37.696	323.9	39:50.317								
9	3	3:35.177	33.431	1:21.408	1:40.338	326.8	43:25.494								
10	3	3:32.957	33.300	1:21.339	1:38.318	324.9	46:58.451								
11	3	3:31.401	33.202	1:21.083	1:37.116	327.8	50:29.852								
12	3	3:31.389	33.235	1:21.037	1:37.117	328.8	54:01.241								
13	3	3:39.323 B	33.778	1:21.025	1:44.520	327.8	57:40.564								
14	1	7:01.311	3:41.882	1:33.617	1:45.812	324.9	1:04:41.875								
15	1	3:44.844	35.714	1:25.522	1:43.608	321.0	1:08:26.719								
16	1	3:40.989	34.579	1:23.418	1:42.992	326.8	1:12:07.708								
17	1	4:14.774	34.554	1:22.616	2:17.604	323.9	1:16:22.482								
18	1	4:21.562	37.856	1:22.938	2:20.768	322.9	1:20:44.044								
19	1	3:43.499	37.987	1:22.900	1:42.612	324.9	1:24:27.543								
20	1	3:41.720	37.938	1:23.582	1:40.200	322.9	1:28:09.263								
21	1	3:37.174	34.205	1:22.212	1:40.757	326.8	1:31:46.437								
22	1	4:11.732	34.444	1:21.976	2:15.312	322.9	1:35:58.169								
23	1	4:15.996	37.809	1:22.856	2:15.331	313.6	1:40:14.165								
24	1	3:46.927 B	36.961	1:22.515	1:47.451	323.9	1:44:01.092								
34	Inter Europol Competition Ligier JSP217 - Gibson 1.Jakub SMIECHOWSKI 3.Nigel MOORE LMP2 2.James WINSLOW														
1	3	4:28.577	1:23.308	1:24.393	1:40.876	299.7	4:28.577								
2	3	3:34.762	33.491	1:24.144	1:37.127	326.8	8:03.339								
3	3	3:30.744	33.205	1:20.700	1:36.839	325.8	11:34.083								
4	3	3:32.894	33.878	1:21.423	1:37.593	327.8	15:06.977								
5	3	3:32.114	33.226	1:21.114	1:37.774	328.8	18:39.091								
6	3	3:40.226 B	33.379	1:20.517	1:46.330	330.8	22:19.317								
7	1	9:15.460	5:51.550	1:28.622	1:55.288	196.7	31:34.777								
8	1	3:45.580	35.284	1:25.131	1:45.165	325.8	35:20.357								
9	1	3:42.787	34.627	1:24.370	1:43.790	280.3	39:03.144								
10	1	3:45.240	34.531	1:25.069	1:45.640	325.8	42:48.384								
11	1	3:45.527	38.004	1:23.629	1:43.894	324.9	46:33.911								
12	1	3:43.303	34.610	1:25.970	1:42.723	327.8	50:17.214								
13	1	4:00.197 B	34.269	1:27.140	1:58.788	326.8	54:17.411								
14	2	12:48.916	9:34.015	1:28.983	1:45.918	287.7	1:07:06.327								
15	2	3:46.477	35.948	1:27.358	1:43.171	286.9	1:10:52.804								
16	2	4:03.301 B	35.895	1:25.608	2:01.798	305.6	1:14:56.105								
17	2	4:46.539	1:00.183	1:26.161	2:20.195	251.0	1:19:42.644								
18	2	3:53.200	39.793	1:27.327	1:46.080	298.8	1:23:35.844								
19	2	3:42.681	34.924	1:24.049	1:43.708	303.0	1:27:18.525								
20	2	3:42.683	35.203	1:25.166	1:42.314	305.6	1:31:01.208								
21	2	4:16.839	35.452	1:25.023	2:16.364	279.5	1:35:18.047								
22	2	4:26.502 B	38.100	1:27.552	2:20.850	271.1	1:39:44.549								
23	3	6:10.234	3:03.783	1:24.180	1:42.271	320.1	1:45:54.783								
24	3	3:37.874	34.069	1:22.272	1:41.533	321.0	1:49:32.657								
25	3	3:37.864	33.948	1:21.852	1:42.064	323.9	1:53:10.521								
26	3	3:34.790	33.713	1:21.668	1:39.409	323.9	1:56:45.311								
36	Signatech Alpine Matmut Alpine A470 - Gibson 1.Nicolas LAPIERRE 3.Pierre THIRIET LMP2 2.André NEGRÃO														
1	1	3:59.426	53.960	1:22.687	1:42.779	311.8	3:59.426								
2	1	3:26.935	32.482	1:19.626	1:34.827	328.8	7:26.361								
3	1	3:30.039	32.450	1:19.244	1:38.345	336.0	10:56.400								
4	1	3:34.178	32.900	1:21.161	1:40.117	330.8	14:30.578								
5	1	3:35.574 B	33.063	1:20.343	1:42.168	331.8	18:06.152								
6	2	4:54.644	1:55.989	1:20.959	1:37.696	326.8	23:00.796								
7	2	4:53.368	32.964	1:22.137	2:58.267	326.8	27:54.164								
8	2	3:28.978	33.163	1:20.206	1:35.609	330.8	31:23.142								
9	2	3:30.268	33.046	1:20.617	1:36.605	329.8	34:53.410								
10	2	3:39.277 B	33.678	1:20.977	1:44.622	327.8	38:32.687								
11	3	7:41.837	4:38.219	1:24.722	1:38.896	326.8	46:14.524								
12	3	3:35.034	33.886	1:21.725	1:39.423	324.9	49:49.558								
13	3	3:35.215	34.129	1:21.912	1:39.174	325.8	53:24.773								
14	3	3:36.475	34.048	1:21.814	1:40.613	326.8	57:01.248								
15	3	4:47.218	33.940	2:30.563	1:42.715	317.2	1:01:48.466								
16	3	3:37.486	35.676	1:23.160	1:38.650	305.6	1:05:25.952								
17	3	3:37.210	34.138	1:21.469	1:41.603	323.9	1:09:03.162								
18	3	3:34.440	34.007	1:21.665	1:38.768	324.9	1:12:37.602								
19	3	4:11.551	34.836	1:22.191	2:14.524	327.8	1:16:49.153								
20	3	4:24.774 B	37.189	1:21.285	2:26.300	324.9	1:21:13.927								
21	2	29:21.127	...	1:22.512	1:44.751	324.9	1:50:35.054								
22	2	3:29.370	32.833	1:20.796	1:35.741	326.8	1:54:04.424								
23	2	3:35.326 B	32.712	1:20.815	1:41.799	327.8	1:57:39.750								
24	1	4:17.747	1:21.823	1:20.054	1:35.870	325.8	2:01:57.497								
37	Jackie Chan DC Racing Oreca 07 - Gibson 1.David HEINEMEIER-HANS3.Ricky TAYLOR LMP2 2.Jordan KING														
1	3	4:24.325	1:17.261	1:24.186	1:42.878	321.0	4:24.325								
2	3	3:30.432	33.581	1:20.700	1:36.151	328.8	7:54.757								
3	3	3:29.498	33.058	1:20.064	1:36.376	328.8	11:24.255								
4	3	3:31.583	33.117	1:20.710	1:37.756	330.8	14:55.838								
5	3	3:44.023 B	33.989	1:22.008	1:48.026	329.8	18:39.861								
6	2	4:36.045	1:31.014	1:24.135	1:40.896	322.9	23:15.906								
7	2	5:06.188	35.843	1:27.273	3:03.072	316.3	28:22.094								
8	2	3:37.280	34.261	1:22.935	1:40.084	324.9	31:59.374								
9	2	3:34.589	33.537	1:21.841	1:39.211	327.8	35:33.963								
10	2	3:45.005 B	33.566	1:21.739	1:49.700	327.8	39:18.968								
11	1	4:37.277	1:33.920	1:23.958	1:39.399	319.1	43:56.245								
12	1	3:36.446	34.217	1:21.952	1:40.277	321.0	47:32.691								
13	1	3:37.620	33.699	1:21.172	1:42.749	326.8	51:10.311								
14	1	3:36.586	33.658	1:21.224	1:41.704	326.8	54:46.897								
15	1	3:42.149 B	34.372	1:22.756	1:45.021	325.8	58:29.046								
16	2	7:36.843	4:33.005	1:23.725	1:40.113	322.0	1:06:05.889								
17	2	3:29.654	33.340	1:20.730	1:35.584	324.9	1:09:35.543								
18	2	3:34.252	32.836	1:20.664	1:40.752	326.8	1:13:09.795								
19	2	4:12.027 B	33.262	1:20.806	2:17.959	323.9	1:17:21.822								
20	3	5:07.024	1:49.265	1:22.477	1:55.282	321.0	1:22:28.846								
21	3	3:32.536	33.958	1:21.024	1:37.554	323.9	1:26:01.382								
22	3	3:33.875	33.091	1:20.426	1:40.358	328.8	1:29:35.257								
23	3	3:35.639	33.060	1:20.670	1:41.909	325.8	1:33:10.896								
24	3	4:05.348 B	32.720	1:19.626	2:13.002	325.8	1:37:16.244								
25	1	6:55.833	3:56.031	1:22.013	1:37.789	319.1	1:44:12.077								





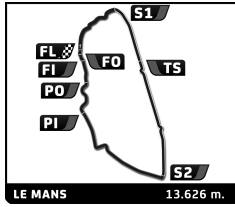
FIA WEC 87^e Edition des 24 Heures du Mans Qualifying Practice 1

Sector Analysis



■ Personal Best ■ Session Best B Crossing the finish line in pit lane

Lap	D	Time	Sector 1	Sector 2	Sector 3	T. Spd	Elapsed	Lap	D	Time	Sector 1	Sector 2	Sector 3	T. Spd	Elapsed
26	1	3:33.627	33.635	1:21.123	1:38.869	326.8	1:47:45.704	20	1	4:29.524	36.988	1:22.398	2:30.138	324.9	1:42:04.700
27	1	3:36.102	35.124	1:20.807	1:40.171	327.8	1:51:21.806	21	1	3:37.733	36.784	1:22.136	1:38.813	322.0	1:45:42.433
28	1	3:33.435	33.593	1:20.433	1:39.409	327.8	1:54:55.241	22	1	3:31.936	33.242	1:21.780	1:36.914	325.8	1:49:14.369
29	1	3:41.939	33.480	1:31.434	1:37.025	324.9	1:58:37.180	23	1	3:43.411 B	33.207	1:21.736	1:48.468	326.8	1:52:57.780
30	1	3:46.228 B	33.255	1:20.610	1:52.363	321.0	2:02:23.408	43 RLR M Sport / Tower Events Orega 07 - Gibson							
38 Jackie Chan DC Racing								1. John FARANO 3. Norman NATO							
1. Ho-Pin TUNG 3. Gabriel AUBRY								2. Arjun MAINI							
2. Stéphane RICHELMI															
1	2	5:14.986	2:07.527	1:26.124	1:41.335	279.5	5:14.986	1	3	4:13.904	59.360	1:28.678	1:45.866	300.5	4:13.904
2	2	3:34.052	34.112	1:22.636	1:37.304	325.8	8:49.038	2	3	3:31.017	33.412	1:21.113	1:36.492	326.8	7:44.921
3	2	3:32.957	33.620	1:21.149	1:38.188	329.8	12:21.995	3	3	3:32.625	32.813	1:19.808	1:40.004	328.8	11:17.546
4	2	3:29.179	33.048	1:20.278	1:35.853	326.8	15:51.174	4	3	3:37.756	32.994	1:19.757	1:45.005	327.8	14:55.302
5	2	3:39.172 B	33.924	1:20.824	1:44.424	327.8	19:30.346	5	3	4:09.053 B	33.195	1:29.888	2:05.970	328.8	19:04.355
6	1	5:50.268	2:46.496	1:24.598	1:39.174	324.9	25:20.614	6	2	5:27.528	2:18.735	1:27.605	1:41.188	291.6	24:31.883
7	1	5:07.366	1:05.936	2:18.067	1:43.363	234.7	30:27.980	7	2	5:02.228	33.903	2:44.562	1:43.763	325.8	29:34.111
8	1	3:41.059	36.651	1:21.522	1:42.886	327.8	34:09.039	8	2	3:35.708	33.633	1:21.622	1:40.453	324.9	33:09.819
9	1	3:35.481	33.680	1:21.834	1:39.967	317.2	37:44.520	9	2	3:32.985	33.425	1:22.163	1:37.397	327.8	36:42.804
10	1	3:41.108 B	34.825	1:21.241	1:45.042	326.8	41:25.628	10	2	3:36.676	33.090	1:20.733	1:42.853	326.8	40:19.480
11	3	6:25.836	3:10.716	1:25.286	1:49.834	323.9	47:51.464	11	2	3:41.098 B	33.737	1:22.129	1:45.232	320.1	44:00.578
12	3	3:37.200	36.052	1:22.052	1:39.096	325.8	51:28.664	12	1	10:49.984	7:22.336	1:34.554	1:53.094	250.4	54:50.562
13	3	3:32.674	33.764	1:21.046	1:37.864	327.8	55:01.338	13	1	3:53.683	37.079	1:26.917	1:49.687	323.9	58:44.245
14	3	3:35.976	33.698	1:23.599	1:38.679	328.8	58:37.314	14	1	4:57.708	35.706	2:32.463	1:49.539	322.9	1:03:41.953
15	3	4:50.877 B	33.631	2:31.038	1:46.208	289.3	1:03:28.191	15	1	3:48.007	36.028	1:25.273	1:46.706	322.9	1:07:29.960
16	2	9:30.835	6:12.462	1:32.728	1:45.645	252.2	1:12:59.026	16	1	3:49.487	35.615	1:25.074	1:48.798	324.9	1:11:19.447
17	2	4:21.235	35.718	1:25.789	2:19.728	305.6	1:17:20.261	17	1	4:35.898 B	35.543	1:25.070	2:35.285	322.0	1:15:55.345
18	2	4:05.615	40.130	1:27.610	1:57.875	300.5	1:21:25.876	18	1	11:48.667 B	7:42.707	1:38.731	2:27.229	321.0	1:27:44.012
19	2	3:34.174	33.106	1:22.264	1:38.804	331.8	1:25:00.050	19	1	7:46.143	4:01.196	1:26.860	2:18.087	322.0	1:35:30.155
20	2	3:31.196	32.761	1:19.927	1:38.508	327.8	1:28:31.246	20	1	4:26.870	40.907	1:26.064	2:19.899	321.0	1:39:57.025
21	2	5:09.575	32.851	1:19.964	3:16.760	330.8	1:33:40.821	21	1	3:56.728	40.292	1:25.960	1:50.476	319.1	1:43:53.753
22	2	4:41.533 B	50.218	1:30.234	2:21.081	193.2	1:38:22.354	22	1	3:49.837	35.460	1:24.686	1:49.691	324.9	1:47:43.590
23	1	11:45.593	8:39.928	1:23.416	1:42.249	317.2	1:50:07.947	23	1	3:45.923	36.525	1:24.869	1:44.529	324.9	1:51:29.513
24	1	3:33.982	33.141	1:20.501	1:40.340	328.8	1:53:41.929	24	1	3:43.462	35.168	1:23.823	1:44.471	324.9	1:55:12.975
25	1	3:29.354	32.942	1:19.861	1:36.551	328.8	1:57:11.283	25	1	3:54.197 B	34.948	1:24.629	1:54.620	324.9	1:59:07.172
26	1	3:28.738	32.906	1:20.191	1:35.641	326.8	2:00:40.021	47 Cetilar R. Villorba Corse Dallara P217 - Gibson							
1. Tristan GOMMENDY 3. Jonathan HIRSCHI								1. Roberto LACORTE 3. Andrea BELICCHI							
2. Vincent CAPILLAIRE								2. Giorgio SERNAGIOTTO							
1	1	4:24.748	1:09.158	1:28.368	1:47.222	272.5	4:24.748	1	2	4:23.771	1:14.772	1:26.212	1:42.787	280.3	4:23.771
2	1	3:35.841	34.727	1:23.014	1:38.100	324.9	8:00.589	2	2	3:30.027	33.365	1:20.647	1:36.015	327.8	7:53.798
3	1	3:31.640	33.504	1:21.121	1:37.015	325.8	11:32.229	3	2	3:29.748	33.054	1:20.352	1:36.342	332.9	11:23.546
4	1	3:30.970	33.341	1:20.863	1:36.766	324.9	15:03.199	4	2	3:31.321	33.105	1:20.670	1:37.546	329.8	14:54.867
5	1	3:42.700 B	33.685	1:22.091	1:46.924	326.8	18:45.899	5	2	3:49.826 B	34.429	1:22.045	1:53.352	331.8	18:44.693
6	2	5:33.810	2:29.212	1:24.637	1:39.961	322.0	24:19.709	6	2	10:07.622	5:33.514	2:03.068	2:31.040	322.0	28:52.315
7	2	5:09.374	34.471	2:48.779	1:46.124	327.8	29:29.083	7	2	3:39.295	35.746	1:21.758	1:41.791	325.8	32:31.610
8	2	3:36.633	34.092	1:22.129	1:40.412	324.9	33:05.716	8	2	3:30.035	33.321	1:20.520	1:36.194	328.8	36:01.645
9	2	3:35.090	34.262	1:21.875	1:38.953	323.9	36:40.806	9	2	3:30.586	33.470	1:20.152	1:36.964	329.8	39:32.231
10	2	3:44.907 B	33.537	1:21.571	1:49.799	324.9	40:25.713	10	2	3:44.598 B	33.625	1:22.381	1:48.592	332.9	43:16.829
11	3	5:33.545	2:28.462	1:23.223	1:41.860	314.5	45:59.258	11	1	5:44.499	2:36.098	1:25.248	1:43.153	325.8	49:01.328
12	3	3:36.922	34.453	1:22.601	1:39.868	303.9	49:36.180	12	1	3:44.202	36.112	1:23.894	1:44.196	324.9	52:45.530
13	3	3:38.635	34.731	1:22.828	1:41.076	285.4	53:14.815	13	1	3:40.260	35.229	1:23.694	1:41.337	324.9	56:25.790
14	3	3:43.527 B	34.812	1:22.295	1:46.420	322.0	56:58.342	14	1	3:56.691	35.898	1:39.004	1:41.789	324.9	1:00:22.481
15	3	8:15.860	5:13.694	1:23.718	1:38.448	296.4	1:05:14.202	15	1	4:12.662	34.673	1:50.331	1:47.658	313.6	1:04:35.143
16	3	3:33.033	33.202	1:20.501	1:39.330	325.8	1:08:47.235	16	1	3:42.360	35.455	1:23.386	1:43.519	329.8	1:08:17.503
17	3	3:34.097	33.342	1:20.573	1:40.182	328.8	1:12:21.332	17	1	3:50.315 B	36.460	1:23.304	1:50.551	325.8	1:12:07.818
18	3	4:06.251 B	33.690	1:21.085	2:11.476	325.8	1:16:27.583	18	3	5:50.815	2:14.688	1:24.295	2:11.832	322.0	1:17:58.633
19	1	21:07.593	...	1:24.212	2:18.594	273.9	1:37:35.176	19	3	3:41.904	37.637	1:23.645	1:40.622	324.9	1:21:40.537
								20	3	3:39.604	34.565	1:23.562	1:41.477	283.9	1:25:20.141
								21	3	3:37.391	35.999	1:22.382	1:39.010	325.8	1:28:57.532



FIA WEC 87^e Edition des 24 Heures du Mans Qualifying Practice 1

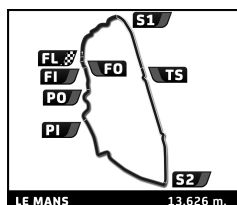
Sector Analysis



■ Personal Best ■ Session Best ■ Crossing the finish line in pit lane

Lap	D	Time	Sector 1	Sector 2	Sector 3	T. Spd	Elapsed	Lap	D	Time	Sector 1	Sector 2	Sector 3	T. Spd	Elapsed								
22	3	3:47.275 B	33.774	1:21.824	1:51.677	326.8	1:32:44.807	25	3	3:48.899 B	34.106	1:21.922	1:52.871	330.8	1:47:34.973								
23	3	5:23.626 B	1:41.161	1:23.016	2:19.449	324.9	1:38:08.433																
48 Idec Sport 1. Paul LAFARGUE 2. Paul Loup CHATIN 3. Memo ROJAS Oreca 07 - Gibson LMP2								50 Larbre Competition 1. Erwin CREED 2. Romano RICCI 3. Nicholas BOULLE Ligier JSP217 - Gibson LMP2															
1	2	3:55.141	43.553	1:26.551	1:45.037	276.0	3:55.141	1	3	7:16.856	3:50.720	1:34.573	1:51.563	286.2	7:16.856								
2	2	3:27.847	32.709	1:19.440	1:35.698	328.8	7:22.988	2	3	4:07.859 B	39.051	1:31.653	1:57.155	268.4	11:24.715								
3	2	3:27.950	32.579	1:20.359	1:35.012	327.8	10:50.938	3	3	7:39.469	4:24.424	1:27.817	1:47.228	315.4	19:04.184								
4	2	3:37.159	34.921	1:24.177	1:40.370	327.8	14:28.097	4	3	3:40.941	35.438	1:23.819	1:41.684	322.0	22:45.125								
5	2	3:49.540 B	35.152	1:25.362	1:49.026	280.3	18:17.637	5	3	5:23.539 B	34.611	1:30.897	3:18.031	322.9	28:08.664								
6	1	5:34.127	2:28.143	1:24.864	1:41.120	303.9	23:51.764	6	3	5:49.484	2:38.478	1:27.419	1:43.587	302.2	33:58.148								
7	1	5:05.875	34.724	2:08.469	2:22.682	329.8	28:57.639	7	3	3:46.212	35.049	1:24.295	1:46.868	321.0	37:44.360								
8	1	3:37.477	34.089	1:22.567	1:40.821	324.9	32:35.116	8	3	3:42.960	35.671	1:23.459	1:43.830	324.9	41:27.320								
9	1	3:43.557	34.921	1:23.566	1:45.070	326.8	36:18.673	9	3	3:42.595	34.473	1:23.265	1:44.857	322.0	45:09.915								
10	1	3:56.655 B	33.948	1:21.910	2:00.797	328.8	40:15.328	10	3	3:50.930 B	34.801	1:23.666	1:52.463	323.9	49:00.845								
11	3	6:20.627	3:13.654	1:24.125	1:42.848	317.2	46:35.955	11	2	7:05.444	3:54.203	1:26.643	1:44.598	321.0	56:06.289								
12	3	3:37.322	33.984	1:23.312	1:40.026	328.8	50:13.277	12	2	3:38.757	34.658	1:23.018	1:41.081	325.8	59:45.046								
13	3	3:32.665	33.604	1:21.652	1:37.409	317.2	53:45.942	13	2	4:42.924	34.723	2:20.608	1:47.593	261.9	1:04:27.970								
14	3	3:34.947	34.311	1:21.145	1:39.491	329.8	57:20.889	14	2	3:45.237	36.995	1:26.334	1:41.908	303.0	1:08:13.207								
15	3	4:50.153 B	34.878	2:29.466	1:45.809	300.5	1:02:11.042	15	2	3:38.663	34.877	1:22.834	1:40.952	323.9	1:11:51.870								
16	1	23:34.086	...	1:23.432	1:43.000	324.9	1:25:45.128	16	2	4:22.699 B	34.352	1:23.769	2:24.578	326.8	1:16:14.569								
17	1	3:34.651	34.051	1:22.910	1:37.690	327.8	1:29:19.779																
18	1	3:35.554	33.500	1:21.202	1:40.852	325.8	1:32:55.333	51 AF Corse 1. Alessandro PIER GUIDI 2. James CALADO 3. Daniel SERRA Ferrari 488 GTE EVO LMGT E Pro															
19	1	4:19.943 B	35.701	1:24.471	2:19.771	325.8	1:37:15.276	1	2	6:32.072	3:03.011	1:33.183	1:55.878	292.4	6:32.072								
20	3	6:03.386	2:33.312	1:23.791	2:06.283	322.0	1:43:18.662	2	2	3:52.128	36.427	1:29.429	1:46.272	293.2	10:24.200								
21	3	3:32.319	34.046	1:21.129	1:37.144	326.8	1:46:50.981	3	2	3:59.013	38.311	1:31.059	1:49.643	292.4	14:23.213								
22	3	3:32.757	34.667	1:21.342	1:36.748	328.8	1:50:23.738	4	2	3:55.006	36.076	1:29.722	1:49.208	292.4	18:18.219								
23	3	3:30.937	33.776	1:20.584	1:36.577	328.8	1:53:54.675	5	2	3:59.388 B	36.256	1:29.726	1:53.406	291.6	22:17.607								
24	3	3:37.121 B	33.132	1:20.148	1:43.841	327.8	1:57:31.796	6	3	7:31.054	2:50.883	2:47.798	1:52.373	146.6	29:48.661								
49 ARC Bratislava 1. Miro KONOPKA 2. Henning ENQVIST 3. Konstantin TERESCHENKO Ligier JSP217 - Gibson LMP2								7	3	3:58.098	37.137	1:31.597	1:49.364	291.6	33:46.759	8	3	3:57.188	36.863	1:30.505	1:49.820	290.0	37:43.947
1	3	3:55.556	45.524	1:25.404	1:44.628	321.0	3:55.556	9	3	3:58.545	37.879	1:30.290	1:50.376	290.8	41:42.492								
2	3	3:38.291	34.432	1:21.854	1:42.005	327.8	7:33.847	10	3	3:57.088	36.694	1:31.834	1:48.560	292.4	45:39.580								
3	3	3:36.675	36.729	1:21.101	1:38.845	328.8	11:10.522	11	3	3:54.119	36.577	1:29.671	1:47.871	292.4	49:33.699								
4	3	3:35.480	33.325	1:21.617	1:40.538	327.8	14:46.002	12	3	3:59.738	36.599	1:30.531	1:52.608	294.8	53:33.437								
5	3	3:47.811 B	33.672	1:22.881	1:51.258	329.8	18:33.813	13	3	3:59.040	36.640	1:29.513	1:52.887	293.2	57:32.477								
6	1	7:30.677	3:55.639	1:29.070	2:05.968	309.1	26:04.490	14	3	5:12.370 B	36.583	2:37.613	1:58.174	250.4	1:02:44.847								
7	1	4:53.016	1:28.317	1:32.897	1:51.802	283.9	30:57.506	15	3	5:24.311	2:03.881	1:32.310	1:48.120	278.8	1:08:09.158								
8	1	3:51.781	37.161	1:26.436	1:48.184	321.0	34:49.287	16	3	3:59.393	38.465	1:30.991	1:49.937	291.6	1:12:08.551								
9	1	3:55.461	36.903	1:26.912	1:51.646	292.4	38:44.748	17	3	4:28.274 B	36.930	1:30.181	2:21.163	293.2	1:16:36.825								
10	1	4:02.162 B	37.692	1:26.375	1:58.095	323.9	42:46.910	18	1	5:17.779	1:53.674	1:32.437	1:51.668	288.5	1:21:54.604								
11	2	5:55.772	2:43.516	1:26.125	1:46.131	325.8	48:42.682	19	1	3:57.697	38.215	1:31.065	1:48.417	291.6	1:25:52.301								
12	2	3:41.379	35.505	1:24.370	1:41.504	324.9	52:24.061	20	1	4:09.041 B	37.160	1:34.744	1:57.137	291.6	1:30:01.342								
13	2	3:40.529	35.205	1:23.473	1:41.851	325.8	56:04.590	21	1	8:35.618	4:42.153	1:31.396	2:22.069	288.5	1:38:36.960								
14	2	3:37.838	34.583	1:23.313	1:39.942	326.8	59:42.428	22	1	4:27.633	39.437	1:30.502	2:17.694	289.3	1:43:04.593								
15	2	4:36.416	34.735	2:18.918	1:42.763	326.8	1:04:18.844	23	1	3:56.436	38.251	1:30.606	1:47.579	290.8	1:47:01.029								
16	2	3:38.356	34.990	1:22.445	1:40.921	330.8	1:07:57.200	24	1	4:00.112 B	36.389	1:30.014	1:53.709	290.8	1:51:01.141								
17	2	3:36.901	34.167	1:22.231	1:40.503	328.8	1:11:34.101	25	1	5:37.907	2:19.202	1:31.055	1:47.650	290.0	1:56:39.048								
18	2	4:23.228	34.368	1:22.313	2:26.547	329.8	1:15:57.329	26	1	3:53.467	36.194	1:29.989	1:47.284	290.8	2:00:32.515								
19	2	4:22.310	40.967	1:23.510	2:17.833	324.9	1:20:19.639	54 Spirit of Race 1. Thomas FLOHR 2. Francesco CASTELLACCI 3. Giancarlo FISICHELLA Ferrari 488 GTE LMGT E Am															
20	2	3:50.193 B	37.752	1:22.012	1:50.429	324.9	1:24:09.832	1	3	6:03.561	2:41.527	1:33.941	1:48.093	286.2	6:03.561								
21	3	7:30.533	4:26.725	1:23.247	1:40.561	327.8	1:31:40.365	2	3	3:54.562	36.452	1:30.578	1:47.532	292.4	9:58.123								
22	3	4:11.183	33.812	1:21.792	2:15.579	325.8	1:35:51.548	3	3	3:54.896	36.603	1:30.513	1:47.780	288.5	13:53.019								
23	3	4:15.066	37.552	1:22.484	2:15.030	322.9	1:40:06.614	4	3	3:53.793	36.489	1:30.214	1:47.090	289.3	17:46.812								
24	3	3:39.460	36.937	1:21.736	1:40.787	322.9	1:43:46.074																





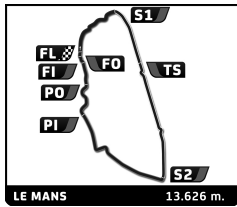
FIA WEC
87° Edition des 24 Heures du Mans
Qualifying Practice 1

Sector Analysis



■ Personal Best ■ Session Best B Crossing the finish line in pit lane

Lap	D	Time	Sector 1	Sector 2	Sector 3	T. Spd	Elapsed	Lap	D	Time	Sector 1	Sector 2	Sector 3	T. Spd	Elapsed
5	3	4:05.236 B	36.942	1:31.318	1:56.976	274.6	21:52.048	16	3	4:32.541 B	37.102	1:31.113	2:24.326	290.0	1:16:15.061
6	2	7:17.910	2:31.312	2:20.035	2:26.563	281.7	29:09.958	17	2	5:54.379	2:29.943	1:32.341	1:52.095	289.3	1:22:09.440
7	2	4:02.342	37.432	1:32.727	1:52.183	288.5	33:12.300	18	2	3:57.447	37.177	1:31.483	1:48.787	290.8	1:26:06.887
8	2	3:57.976	37.104	1:32.116	1:48.756	286.9	37:10.276	19	2	4:06.712 B	36.699	1:30.789	1:59.224	290.8	1:30:13.599
9	2	3:57.882	37.375	1:31.094	1:49.413	290.8	41:08.158	20	2	12:05.250	5:15.003	2:58.604	3:51.643	154.1	1:42:18.849
10	2	4:06.031 B	37.350	1:31.124	1:57.557	290.0	45:14.189	21	2	6:03.877 B	43.983	2:54.746	2:25.148	283.9	1:48:22.726
11	1	8:01.895	4:21.214	1:40.071	2:00.610	288.5	53:16.084	60 Kessel Racing Ferrari 488 GTE 1. Claudio SCHIAVONI 3. Andrea PICCINI LMGT E Am 2. Sergio PIANEZZOLA							
12	1	4:09.619	39.396	1:34.951	1:55.272	235.2	57:25.703	1	3	6:09.170	2:39.666	1:36.892	1:52.612	283.2	6:09.170
13	1	5:17.390	38.887	2:40.670	1:57.833	206.5	1:02:43.093	2	3	3:56.553	36.908	1:31.528	1:48.117	289.3	10:05.723
14	1	4:05.643	39.300	1:33.633	1:52.710	290.0	1:06:48.736	3	3	5:14.755 B	1:05.243	1:55.498	2:14.014	180.6	15:20.478
15	1	4:03.478	38.198	1:33.190	1:52.090	286.2	1:10:52.214	4	3	14:20.499	9:25.976	2:56.052	1:58.471	278.1	29:40.977
16	1	4:20.248 B	38.089	1:32.307	2:09.852	287.7	1:15:12.462	5	3	4:00.687	37.265	1:31.261	1:52.161	290.0	33:41.664
17	3	18:22.038 B	...	1:34.049	2:17.320	284.7	1:33:34.500	6	3	4:00.580	36.757	1:30.333	1:53.490	290.0	37:42.244
18	3	14:08.114	...	1:31.838	1:53.140	285.4	1:47:42.614	7	3	3:56.147	36.858	1:31.175	1:48.114	290.0	41:38.391
19	3	7:36.327 B	36.736	3:37.278	3:22.313	294.8	1:55:18.941	8	3	4:09.477 B	36.881	1:32.889	1:59.707	293.2	45:47.868
56 Team Project 1 Porsche 911 RSR LMGT E Am 1. Jörg BERGMEISTER 3. Egidio PERFETTI 2. Patrick LINDSEY								61 Clearwater Racing Ferrari 488 GTE LMGT E Am 1. Luis PEREZ-COMPANC 3. Matteo CRESSONI 2. Matthew GRIFFIN							
1	1	4:52.691	1:26.576	1:37.353	1:48.762	233.1	4:52.691	1	2	5:24.576	1:52.369	1:38.068	1:54.139	267.8	5:24.576
2	1	3:53.411	36.487	1:30.587	1:46.337	289.3	8:46.102	2	2	4:09.444	38.633	1:38.331	1:52.480	282.5	9:34.020
3	1	3:52.750	36.265	1:30.095	1:46.390	290.0	12:38.852	3	2	4:12.074 B	39.331	1:34.321	1:58.422	261.3	13:46.094
4	1	4:01.403 B	36.494	1:29.738	1:55.171	290.8	16:40.255	4	2	5:45.835	2:19.387	1:33.202	1:53.246	284.7	19:31.929
5	1	10:35.060 B	6:08.491	1:34.880	2:51.689	286.9	27:15.315	5	2	3:59.792	37.778	1:32.513	1:49.501	286.9	23:31.721
6	3	15:42.222	...	1:36.965	1:52.906	278.8	42:57.537	6	2	5:27.126	37.113	2:02.340	2:47.673	283.9	28:58.847
7	3	4:03.159	38.500	1:32.237	1:52.422	290.8	47:00.696	7	2	4:03.315	37.493	1:33.456	1:52.366	284.7	33:02.162
8	3	4:00.992	37.824	1:32.273	1:50.895	290.0	51:01.688	8	2	4:00.166	37.444	1:32.916	1:49.806	285.4	37:02.328
9	3	4:00.594	38.058	1:31.865	1:50.671	290.0	55:02.282	9	2	3:56.630	36.980	1:31.441	1:48.209	286.9	40:58.958
10	3	4:09.294 B	37.474	1:33.040	1:58.780	290.0	59:11.576	10	2	3:56.072	36.839	1:31.047	1:48.186	287.7	44:55.030
11	3	7:30.964	4:06.692	1:33.287	1:50.985	289.3	1:06:42.540	11	2	4:09.151 B	37.826	1:32.246	1:59.079	286.2	49:04.181
12	3	4:01.164	37.532	1:32.457	1:51.175	288.5	1:10:43.704	12	3	28:50.027	...	1:39.390	2:33.078	184.6	1:17:54.208
13	3	4:26.234 B	37.520	1:32.313	2:16.401	289.3	1:15:09.938	13	3	4:05.968	40.447	1:33.083	1:52.438	286.2	1:22:00.176
14	2	10:26.146	6:58.030	1:34.733	1:53.383	275.3	1:25:36.084	14	3	4:00.872	38.084	1:32.211	1:50.577	285.4	1:26:01.048
15	2	4:26.057	59.559	1:34.890	1:51.608	280.3	1:30:02.141	15	3	4:01.819	37.533	1:32.685	1:51.601	287.7	1:30:02.867
16	2	4:27.933	38.044	1:31.982	2:17.907	289.3	1:34:30.074	16	3	4:33.492 B	38.183	1:31.870	2:23.439	287.7	1:34:36.359
17	2	4:34.740	40.778	1:32.148	2:21.814	287.7	1:39:04.814	17	1	6:10.262	1:58.056	1:36.635	2:35.571	269.1	1:40:46.621
18	2	4:26.013	42.062	1:37.502	2:06.449	286.9	1:43:30.827	18	1	4:12.424	42.382	1:34.387	1:55.655	283.9	1:44:59.045
19	2	4:03.125	38.993	1:33.219	1:50.913	281.0	1:47:33.952	19	1	4:06.924	38.396	1:34.480	1:54.048	284.7	1:49:05.969
20	2	4:29.167 B	37.452	1:31.862	2:19.853	291.6	1:52:03.119	20	1	4:06.555	38.799	1:34.048	1:53.708	287.7	1:53:12.524
57 Car Guy Racing Ferrari 488 GTE LMGT E Am 1. Takeshi KIMURA 3. Côme LEDOGAR 2. Kei COZZOLINO								21 1 4:04.142 37.960 1:33.688 1:52.494 284.7 1:57:16.666 22 1 4:04.063 38.058 1:33.575 1:52.430 282.5 2:01:20.729							
1	1	6:22.370	2:41.180	1:42.122	1:59.068	285.4	6:22.370								
2	1	4:19.982	40.549	1:42.174	1:57.259	257.0	10:42.352								
3	1	4:15.231	39.922	1:36.513	1:58.796	286.9	14:57.583								
4	1	4:09.714	39.055	1:33.536	1:57.123	288.5	19:07.297								
5	1	4:10.618	39.272	1:33.577	1:57.769	285.4	23:17.915								
6	1	5:33.273 B	39.334	1:38.465	3:15.474	286.2	28:51.188								
7	3	5:30.369	2:03.616	1:33.921	1:52.832	286.9	34:21.557								
8	3	4:03.517	37.795	1:33.600	1:52.122	286.9	38:25.074								
9	3	4:00.559	37.561	1:32.619	1:50.379	285.4	42:25.633								
10	3	3:58.885	37.411	1:31.792	1:49.682	290.0	46:24.518								
11	3	4:04.568	37.062	1:33.997	1:53.509	288.5	50:29.086								
12	3	3:59.079	37.439	1:30.687	1:50.953	289.3	54:28.165								
13	3	4:06.221 B	37.024	1:32.587	1:56.610	287.7	58:34.386								
14	3	9:12.100	5:51.383	1:31.475	1:49.242	287.7	1:07:46.486								
15	3	3:56.034	36.541	1:31.155	1:48.338	289.3	1:11:42.520								



FIA WEC

87^e Edition des 24 Heures du Mans

Qualifying Practice 1



Sector Analysis

Personal Best Session Best B Crossing the finish line in pit lane

Lap	D	Time	Sector 1	Sector 2	Sector 3	T. Spd	Elapsed	Lap	D	Time	Sector 1	Sector 2	Sector 3	T. Spd	Elapsed		
3	1	3:57.911	36.501	1:31.485	1:49.925	292.4	13:36.749	10	1	3:53.444	36.268	1:29.008	1:48.168	290.8	45:55.007		
4	1	3:57.404	36.413	1:30.364	1:50.627	293.2	17:34.153	11	1	4:00.170	B	36.297	1:30.398	1:53.475	288.5	49:55.177	
5	1	4:03.267	B	37.534	1:31.127	1:54.606	287.7	21:37.420	12	2	6:29.233	3:06.958	1:32.426	1:49.849	284.7	56:24.410	
6	2	6:55.449	2:04.731	1:38.427	3:12.291	269.1	28:32.869	13	2	4:08.952	36.946	1:43.008	1:48.998	289.3	1:00:33.362		
7	2	4:07.858	39.477	1:34.449	1:53.932	288.5	32:40.727	14	2	4:10.676	36.691	1:44.624	1:49.361	286.2	1:04:44.038		
8	2	4:10.560	38.311	1:38.021	1:54.228	287.7	36:51.287	15	2	3:55.774	36.734	1:30.754	1:48.286	291.6	1:08:39.812		
9	2	4:03.860	38.114	1:33.436	1:52.310	286.9	40:55.147	16	2	3:54.603	36.669	1:29.777	1:48.157	288.5	1:12:34.415		
10	2	4:26.166	B	39.642	1:38.007	2:08.517	210.5	45:21.313	17	2	4:27.275	B	36.869	1:30.241	2:20.165	290.8	1:17:01.690
11	3	5:20.570	1:58.195	1:31.920	1:50.455	286.2	50:41.883	18	3	5:06.461	1:46.089	1:31.278	1:49.094	288.5	1:22:08.151		
12	3	4:02.430	38.056	1:34.007	1:50.367	221.7	54:44.313	19	3	3:55.292	36.939	1:30.368	1:47.985	289.3	1:26:03.443		
13	3	3:57.829	37.150	1:31.178	1:49.501	289.3	58:42.142	20	3	3:54.011	36.654	1:29.751	1:47.606	294.0	1:29:57.454		
14	3	5:02.010	37.063	2:35.120	1:49.827	289.3	1:03:44.152	21	3	4:23.884	36.715	1:29.748	2:17.421	288.5	1:34:21.338		
15	3	3:56.326	36.924	1:30.992	1:48.410	290.0	1:07:40.478	22	3	4:31.996	40.418	1:30.987	2:20.591	288.5	1:38:53.334		
16	3	4:04.668	B	38.175	1:30.777	1:55.716	288.5	1:11:45.146	23	3	4:24.821	39.397	1:29.814	2:15.610	289.3	1:43:18.155	
17	3	26:35.654	B	...	1:33.483	2:23.711	241.5	1:38:20.800	24	3	3:56.334	37.093	1:31.035	1:48.206	290.8	1:47:14.489	
18	3	9:06.858	5:43.976	1:31.372	1:51.510	288.5	1:47:27.658	25	3	3:52.894	36.729	1:29.346	1:46.819	290.0	1:51:07.383		
19	3	3:53.785	36.534	1:29.975	1:47.276	290.0	1:51:21.443	26	3	4:14.255	B	36.596	1:29.529	2:08.130	289.3	1:55:21.638	
20	3	3:53.818	36.506	1:29.845	1:47.467	290.8	1:55:15.261										
21	3	3:53.474	36.529	1:30.018	1:46.927	290.0	1:59:08.735										
22	3	3:53.408	36.411	1:29.654	1:47.343	291.6	2:03:02.143										

78 Proton Competition Porsche 911 RSR
 1. Louis PRETTE 3. Vincent ABRIL LMGTE Am
 2. Philippe PRETTE

1	3	5:17.438	1:50.592	1:33.419	1:53.427	288.5	5:17.438	
2	3	3:55.491	36.729	1:30.991	1:47.771	290.0	9:12.929	
3	3	3:54.324	36.520	1:30.006	1:47.798	289.3	13:07.253	
4	3	3:56.360	36.668	1:30.542	1:49.150	287.7	17:03.613	
5	3	3:54.447	36.346	1:30.333	1:47.768	286.9	20:58.060	
6	3	4:37.158	B	37.862	1:33.677	2:25.619	284.7	25:35.218
7	1	7:29.490	3:53.564	1:40.655	1:55.271	284.7	33:04.708	
8	1	3:59.386	38.800	1:31.306	1:49.280	289.3	37:04.094	
9	1	3:56.702	37.128	1:31.223	1:48.351	290.8	41:00.796	
10	1	3:59.327	37.071	1:33.293	1:48.963	281.7	45:00.123	
11	1	3:56.480	36.879	1:30.479	1:49.122	288.5	48:56.603	
12	1	4:01.127	38.039	1:32.633	1:50.455	286.2	52:57.730	
13	1	4:06.656	B	37.091	1:32.566	1:56.999	289.3	57:04.386
14	2	7:28.929	2:39.949	2:43.384	2:05.596	206.5	1:04:33.315	
15	2	4:23.010	43.085	1:38.321	2:01.604	260.0	1:08:56.325	
16	2	4:26.345	B	39.793	1:36.683	2:09.869	286.9	1:13:22.670
17	2	5:23.478	1:13.813	1:36.530	2:33.135	283.2	1:18:46.148	
18	2	4:15.288	42.468	1:35.772	1:57.048	283.9	1:23:01.436	
19	2	4:10.110	39.237	1:35.148	1:55.725	285.4	1:27:11.546	
20	2	4:09.353	38.833	1:34.488	1:56.032	280.3	1:31:20.899	
21	2	4:45.855	B	39.997	1:34.109	2:31.749	286.2	1:36:06.754

81 BMW Team MTEK BMW M8 GTE LMGTE Pro
 1. Nicky CATSBURG 3. Philipp ENG
 2. Martin TOMCZYK

1	1	5:11.545	1:48.261	1:33.245	1:50.039	284.7	5:11.545	
2	1	3:58.403	36.695	1:34.010	1:47.698	288.5	9:09.948	
3	1	4:00.706	B	36.499	1:29.801	1:54.406	288.5	13:10.654
4	1	5:21.605	1:57.505	1:31.530	1:52.570	287.7	18:32.259	
5	1	3:51.476	36.253	1:29.332	1:45.891	289.3	22:23.735	
6	1	5:09.792	B	36.389	1:31.445	3:01.958	286.9	27:33.527
7	1	6:38.018	3:08.787	1:31.666	1:57.565	286.2	34:11.545	
8	1	3:51.916	36.304	1:29.456	1:46.156	288.5	38:03.461	
9	1	3:58.102	36.365	1:30.018	1:51.719	289.3	42:01.563	

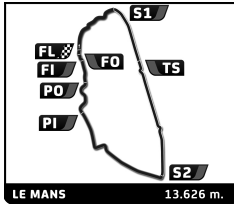
82 BMW Team MTEK BMW M8 GTE LMGTE Pro
 1. Augusto FARFUS 3. Jesse KROHN
 2. Antonio Felix DA COSTA

1	1	5:55.271	2:33.011	1:34.015	1:48.245	258.2	5:55.271	
2	1	4:00.417	B	36.378	1:29.593	1:54.446	287.7	9:55.688
3	1	5:19.221	1:55.840	1:33.145	1:50.236	278.1	15:14.909	
4	1	3:59.779	38.610	1:32.522	1:48.647	271.8	19:14.688	
5	1	3:57.119	37.900	1:31.041	1:48.178	288.5	23:11.807	
6	1	5:16.422	36.266	1:32.049	3:08.107	289.3	28:28.229	
7	1	3:53.511	36.539	1:29.914	1:47.058	286.2	32:21.740	
8	1	4:20.646	B	37.475	1:37.013	2:06.158	287.7	36:42.386
9	2	13:42.997	...	1:31.123	1:47.699	288.5	50:25.383	
10	2	3:53.506	36.502	1:29.807	1:47.197	289.3	54:18.889	
11	2	3:53.498	36.629	1:30.289	1:46.580	289.3	58:12.387	
12	2	4:58.314	36.408	2:34.306	1:47.600	286.9	1:03:10.701	
13	2	4:06.255	B	36.682	1:34.487	1:55.086	286.2	1:07:16.956
14	3	5:08.819	1:49.227	1:30.882	1:48.710	290.0	1:12:25.775	
15	3	4:29.634	B	37.184	1:30.867	2:21.583	290.0	1:16:55.409
16	3	4:32.314	1:02.566	1:31.430	1:58.318	285.4	1:21:27.723	
17	3	3:56.566	36.679	1:29.899	1:49.988	288.5	1:25:24.289	
18	3	4:02.877	B	36.697	1:29.866	1:56.314	290.0	1:29:27.166
19	1	5:21.896	1:29.690	1:31.538	2:20.668	285.4	1:34:49.062	
20	1	4:33.018	40.202	1:33.177	2:19.639	278.1	1:39:22.080	
21	1	4:08.997	39.473	1:31.020	1:58.504	286.9	1:43:31.077	
22	1	4:01.286	39.126	1:31.443	1:50.717	287.7	1:47:32.363	
23	1	4:01.606	B	36.468	1:29.598	1:55.540	291.6	1:51:33.969

83 Kessel Racing Ferrari 488 GTE LMGTE Am
 1. Manuela GOSTNER 3. Michelle GATTING
 2. Rahel FREY

1	3	4:29.100	B	52.231	1:34.555	2:02.314	290.8	4:29.100
2	3	5:34.591	2:08.526	1:35.326	1:50.739	255.1	10:03.691	
3	3	3:56.333	36.658	1:31.027	1:48.648	290.0	14:00.024	
4	3	3:56.486	36.944	1:30.932	1:48.610	289.3	17:56.510	
5	3	3:57.292	36.896	1:31.184	1:49.212	286.9	21:53.802	
6	3	5:18.224	B	37.795	1:34.212	3:06.217	283.9	27:12.026
7	2	13:55.743	...	1:40.413	2:00.693	260.7	41:07.769	
8	2	4:04.170	38.719	1:31.565	1:53.886	293.2	45:11.939	
9	2	3:57.715	37.026	1:31.708	1:48.981	287.7	49:09.654	
10	2	4:02.413	39.393	1:32.130	1:50.890	289.3	53:12.067	





FIA WEC 87^e Edition des 24 Heures du Mans Qualifying Practice 1

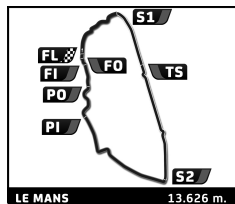
Sector Analysis



Personal Best Session Best B Crossing the finish line in pit lane

Lap	D	Time	Sector 1	Sector 2	Sector 3	T. Spd	Elapsed	Lap	D	Time	Sector 1	Sector 2	Sector 3	T. Spd	Elapsed
11	2	4:01.462	37.163	1:32.114	1:52.185	289.3	57:13.529	14	2	5:01.648	37.798	2:26.870	1:56.980	281.7	1:04:38.731
12	2	5:23.135 B	39.131	2:41.644	2:02.360	258.8	1:02:36.664	15	2	4:13.517 B	38.433	1:33.766	2:01.318	285.4	1:08:52.248
13	1	9:57.511	6:12.468	1:42.909	2:02.134	273.9	1:12:34.175	16	2	18:04.853	...	1:32.947	1:51.347	288.5	1:26:57.101
14	1	4:44.696	40.737	1:34.038	2:29.921	287.7	1:17:18.871	17	2	4:00.288	37.634	1:32.366	1:50.288	287.7	1:30:57.389
15	1	4:14.606	43.486	1:35.427	1:55.693	284.7	1:21:33.477	18	2	4:32.617 B	37.294	1:31.602	2:23.721	281.7	1:35:30.006
16	1	4:15.661	40.704	1:35.179	1:59.778	286.2	1:25:49.138	19	2	12:14.268	8:49.383	1:33.281	1:51.604	291.6	1:47:44.274
17	1	4:12.366	41.296	1:34.750	1:56.320	280.3	1:30:01.504	20	2	3:58.230	37.624	1:31.729	1:48.877	294.0	1:51:42.504
18	1	4:40.336	41.447	1:34.340	2:24.549	278.1	1:34:41.840	21	2	3:56.791	37.147	1:31.250	1:48.394	290.0	1:55:39.295
19	1	4:49.619	46.019	1:36.612	2:26.988	273.9	1:39:31.459	22	2	3:56.579	37.144	1:31.044	1:48.391	290.8	1:59:35.874
20	1	4:17.166	42.854	1:36.861	1:57.451	247.0	1:43:48.625	23	2	4:08.807 B	37.754	1:32.189	1:58.864	289.3	2:03:44.681
21	1	4:16.529	39.566	1:36.361	2:00.602	251.6	1:48:05.154	86 Gulf Racing Porsche 911 RSR LMGTE Am 1.Michael WAINWRIGHT 3.Thomas PREINING 2.Benjamin BARKER							
22	1	4:10.621	39.618	1:34.521	1:56.482	286.2	1:52:15.775	1	1	5:08.811	1:30.893	1:38.371	1:59.547	281.7	5:08.811
23	1	4:09.862	39.379	1:34.071	1:56.412	286.2	1:56:25.637	2	1	4:11.992	39.936	1:35.705	1:56.351	252.8	9:20.803
24	1	4:08.852	39.114	1:34.487	1:55.251	282.5	2:00:34.489	3	1	4:07.679	38.953	1:34.403	1:54.323	283.2	13:28.482
84 JMW Motorsport Ferrari 488 GTE LMGTE Am 1.Jeffrey SEGAL 3.Wei LU 2.Rodrigo BAPTISTA							4	1	4:09.071	39.141	1:35.260	1:54.670	277.4	17:37.553	
1	2	4:30.593	57.974	1:35.943	1:56.676	267.8	4:30.593	5	1	4:06.884	39.333	1:33.665	1:53.886	284.7	21:44.437
2	2	4:01.408	37.613	1:32.421	1:51.374	283.9	8:32.001	6	1	4:32.460 B	38.984	1:35.541	2:17.935	283.2	26:16.897
3	2	4:00.620	38.691	1:31.972	1:49.957	287.7	12:32.621	7	1	8:54.888	5:23.370	1:36.061	1:55.457	284.7	35:11.785
4	2	3:59.061	37.251	1:31.836	1:49.974	286.9	16:31.682	8	1	4:11.321	38.911	1:35.376	1:57.034	286.9	39:23.106
5	2	4:07.216 B	37.301	1:32.870	1:57.045	286.2	20:38.898	9	1	4:06.840	39.310	1:34.166	1:53.364	287.7	43:29.946
6	3	9:53.311	5:08.498	2:45.987	1:58.826	78.7	30:32.209	10	1	4:05.936	38.498	1:33.842	1:53.596	284.7	47:35.882
7	3	4:05.353	38.954	1:33.593	1:52.806	286.2	34:37.562	11	1	4:15.720 B	39.115	1:34.201	2:02.404	284.7	51:51.602
8	3	4:05.987	38.081	1:33.437	1:54.469	287.7	38:43.549	12	2	6:01.984 B	2:32.984	1:32.186	1:56.814	289.3	57:53.586
9	3	4:03.755	38.262	1:33.341	1:52.152	287.7	42:47.304	13	2	7:42.696	4:19.659	1:32.448	1:50.589	284.7	1:05:36.282
10	3	4:12.661 B	39.726	1:33.556	1:59.379	287.7	46:59.965	14	2	4:03.525 B	37.228	1:31.505	1:54.792	286.9	1:09:39.807
11	1	5:47.257	2:21.050	1:34.074	1:52.133	287.7	52:47.222	15	2	4:51.568 B	1:23.653	1:30.797	1:57.118	287.7	1:14:31.375
12	1	4:06.384	37.894	1:37.137	1:51.353	256.4	56:53.606	16	2	11:11.100	7:47.139	1:33.013	1:50.948	289.3	1:25:42.475
13	1	5:06.403	37.712	2:36.681	1:52.010	278.8	1:02:00.009	17	2	4:02.239	36.898	1:31.325	1:54.016	287.7	1:29:44.714
14	1	4:01.857	37.371	1:32.430	1:52.056	275.3	1:06:01.866	18	2	4:04.963 B	36.758	1:30.828	1:57.377	285.4	1:33:49.677
15	1	4:07.887 B	37.658	1:32.361	1:57.868	283.9	1:10:09.753	19	3	6:55.526	2:48.157	1:34.840	2:32.529	286.2	1:40:45.203
16	1	5:52.738 B	1:48.169	1:32.592	2:31.977	288.5	1:16:02.491	20	3	4:04.954	40.627	1:32.348	1:51.979	283.2	1:44:50.157
17	1	12:24.355	9:02.494	1:33.176	1:48.685	287.7	1:28:26.846	21	3	3:57.228	37.033	1:31.253	1:48.942	286.2	1:48:47.385
18	1	4:18.870 B	36.559	1:31.518	2:10.793	294.0	1:32:45.716	22	3	3:58.016	36.990	1:31.064	1:49.962	286.2	1:52:45.401
19	1	14:52.490	...	1:33.232	2:11.943	290.0	1:47:38.206	23	3	3:55.873	36.817	1:30.621	1:48.435	287.7	1:56:41.274
20	1	3:56.356	36.765	1:31.309	1:48.282	290.8	1:51:34.562	24	3	3:55.033	36.621	1:30.405	1:48.007	288.5	2:00:36.307
21	1	3:55.532	36.724	1:30.583	1:48.225	290.0	1:55:30.094	88 Dempsey - Proton Racing Porsche 911 RSR LMGTE Am 1.Satoshi HOSHINO 3.Matteo CAIROLI 2.Giorgio RODA JR							
22	1	3:55.140	36.647	1:30.737	1:47.756	289.3	1:59:25.234	1	3	5:04.204	1:23.944	1:42.494	1:57.766	229.2	5:04.204
23	1	3:54.513	36.700	1:30.510	1:47.303	290.8	2:03:19.747	2	3	3:56.511	36.446	1:30.325	1:49.740	287.7	9:00.715
85 Keating Motorsports Ford GT LMGTE Am 1.Ben KEATING 3.Felipe FRAGA 2.Jeroen BLEEKEMOLEN							3	3	3:52.454	36.221	1:29.996	1:46.237	287.7	12:53.169	
1	3	5:29.253	1:50.834	1:39.216	1:59.203	243.1	5:29.253	4	3	4:07.997 B	37.327	1:34.555	1:56.115	279.5	17:01.166
2	3	4:02.627	38.012	1:33.357	1:51.258	288.5	9:31.880	5	1	6:08.264	2:23.133	1:38.545	2:06.586	286.2	23:09.430
3	3	3:59.811	37.361	1:32.225	1:50.225	287.7	13:31.691	6	1	5:37.086	43.128	1:37.995	3:15.963	279.5	28:46.516
4	3	4:01.735	37.207	1:33.594	1:50.934	248.1	17:33.426	7	1	4:30.847	43.802	1:38.453	2:08.592	286.9	33:17.363
5	3	4:06.119 B	37.428	1:32.448	1:56.243	288.5	21:39.545	8	1	4:26.729	42.734	1:38.410	2:05.585	265.8	37:44.092
6	1	6:51.979	2:02.139	1:36.749	3:13.091	286.9	28:31.524	9	1	4:31.247	43.728	1:40.557	2:06.962	261.3	42:15.339
7	1	4:02.315	38.042	1:32.866	1:51.407	288.5	32:33.839	10	1	5:00.672 B	43.663	1:40.514	2:36.495	269.8	47:16.011
8	1	4:02.231	38.138	1:32.349	1:51.744	289.3	36:36.070	11	2	7:33.083	3:58.527	1:39.015	1:55.541	261.9	54:49.094
9	1	4:04.341	38.708	1:32.509	1:53.124	288.5	40:40.411	12	2	4:09.319	40.815	1:34.939	1:53.565	286.9	58:58.413
10	1	4:10.254 B	38.170	1:32.927	1:59.157	286.9	44:50.665	13	2	5:10.899	38.613	2:38.460	1:53.826	276.7	1:04:09.312
11	2	6:40.381	3:13.899	1:33.916	1:52.566	285.4	51:31.046	14	2	4:04.707	38.247	1:34.081	1:52.379	278.8	1:08:14.019
12	2	4:01.596	38.264	1:32.528	1:50.804	286.9	55:32.642	15	2	4:18.052 B	41.481	1:34.754	2:01.817	289.3	1:12:32.071
13	2	4:04.441	37.638	1:35.609	1:51.194	286.9	59:37.083	16	2	7:19.311	3:21.724	1:35.656	2:21.931	236.2	1:19:51.382





FIA WEC

87^e Edition des 24 Heures du Mans

Qualifying Practice 1

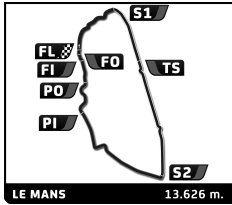
Sector Analysis



■ Personal Best ■ Session Best ■ Crossing the finish line in pit lane

Lap	D	Time	Sector 1	Sector 2	Sector 3	T. Spd	Elapsed	Lap	D	Time	Sector 1	Sector 2	Sector 3	T. Spd	Elapsed
17	2	4:07.903	40.848	1:34.349	1:52.706	283.9	1:23:59.285	19	1	4:09.336	41.637	1:32.997	1:54.702	284.7	1:24:32.221
18	2	4:00.991	37.662	1:33.001	1:50.328	287.7	1:28:00.276	20	1	4:01.602	38.420	1:32.247	1:50.935	287.7	1:28:33.823
19	2	4:10.111 B	38.228	1:32.800	1:59.083	286.9	1:32:10.387	21	1	4:01.213	37.814	1:32.182	1:51.217	286.2	1:32:35.036
20	3	5:52.038	1:59.533	1:31.854	2:20.651	286.9	1:38:02.425	22	1	4:35.752 B	37.722	1:32.437	2:25.593	285.4	1:37:10.788
21	3	4:35.958	40.534	1:31.993	2:23.431	283.2	1:42:38.383	91 Porsche GT Team Porsche 911 RSR 1.Richard LIETZ 3.Frédéric MAKOWIECKI 2.Gianmaria BRUNI LMGT Pro							
22	3	3:59.675	39.715	1:31.258	1:48.702	287.7	1:46:38.058	1	2	5:49.522	2:27.636	1:32.492	1:49.394	293.2	5:49.522
23	3	4:02.291 B	36.801	1:31.007	1:54.483	286.9	1:50:40.349	2	2	3:50.111	36.060	1:28.795	1:45.256	294.8	9:39.633
89 Risi Competizione Ferrari 488 GTE EVO 1.Pipo DERANI 3.Jules GOUNON LMGT Pro 2.Oliver JARVIS							3	2	3:55.763	36.195	1:30.236	1:49.332	298.8	13:35.396	
1	2	6:00.905	2:25.755	1:39.296	1:55.854	262.6	6:00.905	4	2	3:52.426	35.943	1:29.482	1:47.001	295.6	17:27.822
2	2	4:00.395	37.490	1:33.385	1:49.520	290.8	10:01.300	5	2	4:02.345 B	36.351	1:29.398	1:56.596	294.0	21:30.167
3	2	3:56.320	37.206	1:31.057	1:48.057	290.8	13:57.620	6	1	7:44.065	2:55.993	2:18.992	2:29.080	289.3	29:14.232
4	2	4:04.838 B	36.933	1:30.576	1:57.329	290.8	18:02.458	7	1	3:59.293	37.887	1:31.747	1:49.659	291.6	33:13.525
5	2	5:43.402	2:19.099	1:35.193	1:49.110	251.0	23:45.860	8	1	3:55.078	36.936	1:30.407	1:47.735	294.8	37:08.603
6	2	5:20.546	37.115	2:17.275	2:26.156	289.3	29:06.406	9	1	4:04.966 B	36.626	1:30.155	1:58.185	292.4	41:13.569
7	2	3:58.489	36.748	1:30.020	1:51.721	291.6	33:04.895	10	1	8:04.326	4:42.565	1:31.912	1:49.849	289.3	49:17.895
8	2	3:54.925	36.860	1:30.220	1:47.845	294.8	36:59.820	11	1	3:54.700	36.609	1:30.231	1:47.860	290.8	53:12.595
9	2	3:56.069	36.801	1:30.829	1:48.439	291.6	40:55.889	12	1	3:58.017	37.286	1:31.983	1:48.748	294.0	57:10.612
10	2	3:54.496	37.458	1:29.953	1:47.085	289.3	44:50.385	13	1	4:59.610	36.704	2:33.177	1:49.729	290.0	1:02:10.222
11	2	3:53.426	36.577	1:30.118	1:46.731	289.3	48:43.811	14	1	3:55.071	36.674	1:30.547	1:47.850	290.0	1:06:05.293
12	2	4:07.723 B	38.124	1:32.154	1:57.445	263.9	52:51.534	15	1	3:54.169	36.718	1:30.207	1:47.244	294.0	1:09:59.462
13	3	5:27.215	2:00.351	1:35.373	1:51.491	290.0	58:18.749	16	1	4:05.393 B	36.944	1:30.140	1:58.309	294.0	1:14:04.855
14	3	5:06.766	37.570	2:37.808	1:51.388	289.3	1:03:25.515	17	3	11:14.360	7:52.507	1:31.783	1:50.070	294.8	1:25:19.215
15	3	3:58.630	37.420	1:31.831	1:49.379	288.5	1:07:24.145	18	3	3:56.379	37.784	1:30.485	1:48.110	294.0	1:29:15.594
16	3	4:00.375	36.953	1:32.160	1:51.262	289.3	1:11:24.520	19	3	3:54.751	36.660	1:29.403	1:48.688	294.8	1:33:10.345
17	3	4:35.122	36.957	1:30.628	2:27.537	292.4	1:15:59.642	20	3	4:28.647 B	36.679	1:30.008	2:21.960	294.0	1:37:38.992
18	3	4:43.136	40.080	1:31.496	2:31.560	289.3	1:20:42.778	21	3	10:29.743	7:10.091	1:30.324	1:49.328	292.4	1:48:08.735
19	3	4:11.727 B	40.741	1:31.382	1:59.604	291.6	1:24:54.505	22	3	3:55.655	36.272	1:29.752	1:49.631	293.2	1:52:04.390
20	1	6:06.159	2:40.311	1:34.519	1:51.329	289.3	1:31:00.664	23	3	3:51.964	36.036	1:30.039	1:45.889	295.6	1:55:56.354
21	1	4:33.878 B	37.094	1:30.668	2:26.116	294.8	1:35:34.542	24	3	3:50.099	35.911	1:28.933	1:45.255	294.8	1:59:46.453
22	1	11:54.985	8:33.754	1:31.823	1:49.408	290.8	1:47:29.527	25	3	4:06.732 B	39.767	1:31.547	1:55.418	288.5	2:03:53.185
23	1	3:53.457	36.573	1:29.901	1:46.983	293.2	1:51:22.984	92 Porsche GT Team Porsche 911 RSR 1.Michael CHRISTENSEN 3.Laurens VANTHOOR LMGT Pro 2.Kevin ESTRE							
24	1	3:52.997	36.561	1:29.678	1:46.758	293.2	1:55:15.981	1	1	4:44.812	1:16.597	1:31.778	1:56.437	242.6	4:44.812
25	1	4:03.297 B	36.515	1:30.467	1:56.315	294.8	1:59:19.278	2	1	3:50.468	36.104	1:28.633	1:45.731	294.8	8:35.280
90 TF Sport Aston Martin Vantage 1.Salih YOLUC 3.Charles EASTWOOD LMGT Am 2.Euan HANKEY							3	1	4:16.710	36.856	1:42.339	1:57.515	255.7	12:51.990	
1	3	4:34.333	1:04.603	1:35.550	1:54.180	281.0	4:34.333	4	1	4:20.884 B	37.104	1:40.109	2:03.671	223.5	17:12.874
2	3	3:57.814	36.902	1:31.368	1:49.544	286.2	8:32.147	5	1	5:35.263	2:07.218	1:30.625	1:57.420	290.8	22:48.137
3	3	3:54.911	36.946	1:30.774	1:47.191	287.7	12:27.058	6	1	5:25.479 B	36.026	1:33.362	3:16.091	290.0	28:13.616
4	3	3:53.974	36.701	1:30.555	1:46.718	287.7	16:21.032	7	2	9:38.015	6:19.044	1:31.429	1:47.542	292.4	37:51.631
5	3	4:14.993 B	39.330	1:37.010	1:58.653	261.9	20:36.025	8	2	3:54.704	36.574	1:31.160	1:46.970	290.8	41:46.335
6	2	6:16.521	2:06.133	1:32.771	2:37.617	284.7	26:52.546	9	2	3:54.387	36.621	1:30.911	1:46.855	292.4	45:40.722
7	2	4:25.281	1:02.208	1:32.390	1:50.683	286.9	31:17.827	10	2	3:53.461	36.383	1:29.103	1:47.975	293.2	49:34.183
8	2	3:58.294	37.750	1:31.695	1:48.849	287.7	35:16.121	11	2	3:54.794	36.485	1:29.662	1:48.647	298.8	53:28.977
9	2	4:00.195	37.375	1:32.201	1:50.619	289.3	39:16.316	12	2	3:52.840	36.523	1:29.179	1:47.138	294.0	57:21.817
10	2	4:08.209 B	37.148	1:31.603	1:59.458	285.4	43:24.525	13	2	5:04.921	37.505	2:36.551	1:50.865	291.6	1:02:26.738
11	1	6:15.698	2:38.955	1:40.309	1:56.434	283.2	49:40.223	14	2	4:20.706 B	36.458	1:30.028	2:14.220	294.0	1:06:47.444
12	1	4:04.287	38.818	1:33.312	1:52.157	286.9	53:44.510	15	3	9:58.388	6:07.213	1:31.578	2:19.597	292.4	1:16:45.832
13	1	4:01.295	38.125	1:32.465	1:50.705	286.2	57:45.805	16	3	4:23.463	39.131	1:30.335	2:13.997	293.2	1:21:09.295
14	1	5:10.971	37.834	2:38.276	1:54.861	285.4	1:02:56.776	17	3	3:55.280	36.824	1:29.945	1:48.511	297.2	1:25:04.575
15	1	4:02.288	38.163	1:32.916	1:51.209	284.7	1:06:59.064	18	3	3:52.540	36.540	1:29.478	1:46.522	292.4	1:28:57.115
16	1	4:02.107	38.154	1:32.869	1:51.084	286.9	1:11:01.171	19	3	3:58.920	36.398	1:29.077	1:53.445	294.0	1:32:56.035
17	1	4:41.021	37.906	1:32.259	2:30.856	285.4	1:15:42.192	20	3	4:22.202	36.526	1:29.055	2:16.621	294.0	1:37:18.237
18	1	4:40.693	41.813	1:33.529	2:25.351	282.5	1:20:22.885	21	3	4:24.870	38.857	1:29.547	2:16.466	291.6	1:41:43.107





FIA WEC 87^e Edition des 24 Heures du Mans Qualifying Practice 1

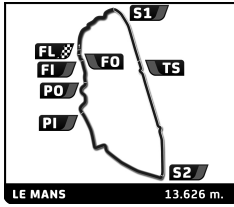
Sector Analysis



■ Personal Best ■ Session Best B Crossing the finish line in pit lane

Lap	D	Time	Sector 1	Sector 2	Sector 3	T. Spd	Elapsed	Lap	D	Time	Sector 1	Sector 2	Sector 3	T. Spd	Elapsed
22	3	4:19.639 B	38.698	1:29.495	2:11.446	291.6	1:46:02.746	24	2	3:57.420	36.956	1:30.240	1:50.224	292.4	1:57:07.396
23	1	8:07.916	4:22.896	1:40.682	2:04.338	247.0	1:54:10.662	25	2	4:01.572 B	36.538	1:30.201	1:54.833	294.0	2:01:08.968
24	1	3:51.481	36.110	1:29.149	1:46.222	292.4	1:58:02.143	95 Aston Martin Racing Aston Martin Vantage AMR 1.Nicki THIMM 3.Darren TURNER LMGT E Pro 2.Marco SØRENSEN							
25	1	3:50.820	36.049	1:29.177	1:45.594	291.6	2:01:52.963	1	1	5:46.224	2:21.744	1:35.196	1:49.284	273.2	5:46.224
93 Porsche GT Team Porsche 911 RSR 1.Patrick PILET 3.Nick TANDY LMGT E Pro 2.Earl BAMBER								2	1	3:50.812	36.005	1:28.758	1:46.049	294.8	9:37.036
1	3	4:41.153	1:16.030	1:31.141	1:53.982	291.6	4:41.153	3	1	4:06.803 B	37.014	1:31.380	1:58.409	284.7	13:43.839
2	3	3:51.183	35.626	1:29.534	1:46.023	296.4	8:32.336	4	1	5:21.906	1:55.988	1:32.824	1:53.094	256.4	19:05.745
3	3	3:50.819	36.087	1:29.136	1:45.596	293.2	12:23.155	5	1	3:51.244	36.195	1:29.082	1:45.967	294.0	22:56.989
4	3	3:50.517	36.067	1:29.111	1:45.339	291.6	16:13.672	6	1	5:17.624 B	36.166	1:28.969	3:12.489	294.0	28:14.613
5	3	4:52.403 B	42.121	1:51.548	2:18.734	203.0	21:06.075	7	3	6:00.589	2:38.270	1:32.238	1:50.081	290.8	34:15.202
6	1	5:41.421	1:38.354	1:31.850	2:31.217	291.6	26:47.496	8	3	3:56.775	37.480	1:30.594	1:48.701	293.2	38:11.977
7	1	4:26.157	1:04.357	1:32.299	1:49.501	284.7	31:13.653	9	3	3:55.663	36.773	1:30.076	1:48.814	293.2	42:07.640
8	1	3:57.110	36.821	1:30.631	1:49.658	292.4	35:10.763	10	3	3:57.222	36.900	1:30.419	1:49.903	293.2	46:04.862
9	1	3:54.890	36.608	1:30.121	1:48.161	290.8	39:05.653	11	3	4:00.360 B	36.834	1:29.856	1:53.670	294.0	50:05.222
10	1	3:52.840	36.461	1:29.707	1:46.672	294.0	42:58.493	12	2	5:48.538	2:27.673	1:31.421	1:49.444	290.0	55:53.760
11	1	3:53.922	36.901	1:29.948	1:47.073	290.0	46:52.415	13	2	3:56.249	37.019	1:30.830	1:48.400	290.0	59:50.009
12	1	3:52.856	36.377	1:29.700	1:46.779	292.4	50:45.271	14	2	4:47.227	37.382	2:16.233	1:53.612	282.5	1:04:37.236
13	1	3:55.668	36.996	1:29.939	1:48.733	295.6	54:40.939	15	2	3:57.007	38.829	1:30.121	1:48.057	293.2	1:08:34.243
14	1	4:00.073 B	36.743	1:29.778	1:53.552	295.6	58:41.012	16	2	3:55.946	36.977	1:29.424	1:49.545	294.8	1:12:30.189
15	2	15:25.593 B	...	1:35.214	2:10.664	288.5	1:14:06.605	17	2	4:24.206	36.836	1:29.239	2:18.131	296.4	1:16:54.395
16	2	9:43.330	6:16.166	1:37.709	1:49.455	225.4	1:23:49.935	18	2	4:20.412	39.483	1:29.970	2:10.959	296.4	1:21:14.807
17	2	3:54.538	36.876	1:30.615	1:47.047	288.5	1:27:44.473	19	2	3:56.576	37.358	1:31.317	1:47.901	292.4	1:25:11.383
18	2	3:59.439 B	36.905	1:30.114	1:52.420	290.8	1:31:43.912	20	2	4:01.265 B	36.779	1:29.789	1:54.697	291.6	1:29:12.648
19	3	13:32.156	...	1:31.649	1:48.438	291.6	1:45:16.068	21	3	7:54.634 B	3:49.481	1:31.230	2:33.923	290.8	1:37:07.282
20	3	3:50.109	35.986	1:28.912	1:45.211	292.4	1:49:06.177	22	3	9:57.858	6:36.688	1:31.226	1:49.944	293.2	1:47:05.140
21	3	3:51.603	35.862	1:28.809	1:46.932	292.4	1:52:57.780	23	3	3:54.891	36.912	1:30.181	1:47.798	293.2	1:51:00.031
22	3	3:49.558	35.911	1:28.921	1:44.726	291.6	1:56:47.338	24	3	3:57.328	36.831	1:30.262	1:50.235	291.6	1:54:57.359
23	3	4:16.752 B	39.070	1:35.095	2:02.587	236.7	2:01:04.090	25	3	4:15.110 B	36.602	1:31.183	2:07.325	291.6	1:59:12.469
94 Porsche GT Team Porsche 911 RSR 1.Sven MÜLLER 3.Dennis OLSEN LMGT E Pro 2.Mathieu JAMINET								97 Aston Martin Racing Aston Martin Vantage AMR 1.Maxime MARTIN 3.Jonathan ADAM LMGT E Pro 2.Alexander LYNN							
1	3	4:47.994	1:23.045	1:33.806	1:51.143	285.4	4:47.994	1	2	5:14.452	1:43.738	1:35.147	1:55.567	260.0	5:14.452
2	3	3:54.569	36.728	1:30.357	1:47.484	294.0	8:42.563	2	2	3:50.301	36.104	1:28.814	1:45.383	296.4	9:04.753
3	3	3:53.840	36.596	1:29.790	1:47.454	294.0	12:36.403	3	2	3:50.037	35.922	1:28.781	1:45.334	294.8	12:54.790
4	3	3:53.498	36.589	1:29.838	1:47.071	294.8	16:29.901	4	2	4:02.888 B	37.350	1:30.744	1:54.794	261.3	16:57.678
5	3	3:53.950	36.643	1:29.919	1:47.388	292.4	20:23.851	5	2	4:44.660	1:25.012	1:30.206	1:49.442	291.6	21:42.338
6	3	3:54.541	36.591	1:30.638	1:47.312	289.3	24:18.392	6	2	4:18.626 B	36.101	1:29.478	2:13.047	294.0	26:00.964
7	3	5:20.289	37.000	2:52.620	1:50.669	294.0	29:38.681	7	1	8:39.658	5:16.974	1:32.922	1:49.762	288.5	34:40.622
8	3	4:02.188 B	36.900	1:30.222	1:55.066	294.0	33:40.869	8	1	3:56.246	36.950	1:31.146	1:48.150	294.0	38:36.868
9	1	5:11.318	1:48.202	1:32.218	1:50.898	283.2	38:52.187	9	1	3:53.303	36.542	1:29.847	1:46.914	290.8	42:30.171
10	1	3:58.727	37.152	1:32.591	1:48.984	293.2	42:50.914	10	1	3:54.996	36.689	1:31.009	1:47.298	293.2	46:25.167
11	1	3:56.217	37.274	1:30.797	1:48.146	292.4	46:47.131	11	1	4:04.818 B	37.089	1:32.525	1:55.204	294.8	50:29.985
12	1	3:55.477	36.796	1:30.157	1:48.524	290.8	50:42.608	12	3	5:03.145	1:41.309	1:31.844	1:49.992	290.0	55:33.130
13	1	3:57.635	37.681	1:31.500	1:48.454	288.5	54:40.243	13	3	4:01.981	37.656	1:34.630	1:49.695	287.7	59:35.111
14	1	4:02.598 B	36.930	1:31.250	1:54.418	291.6	58:42.841	14	3	4:52.022	37.146	2:23.384	1:51.492	259.4	1:04:27.133
15	1	5:52.587	1:44.141	2:15.817	1:52.629	248.1	1:04:35.428	15	3	4:00.964	38.899	1:31.990	1:50.075	293.2	1:08:28.097
16	1	4:24.588 B	37.736	1:30.667	2:16.185	292.4	1:09:00.016	16	3	3:57.277	37.397	1:30.689	1:49.191	290.8	1:12:25.374
17	2	14:57.294	...	1:31.751	1:51.811	293.2	1:23:57.310	17	3	4:26.217	37.231	1:30.488	2:18.498	290.8	1:16:51.591
18	2	3:55.401	36.425	1:29.535	1:49.441	292.4	1:27:52.711	18	3	4:24.545	40.056	1:31.735	2:12.754	294.0	1:21:16.136
19	2	3:51.529	36.127	1:29.140	1:46.262	291.6	1:31:44.240	19	3	4:19.068 B	37.795	1:30.629	2:10.644	294.0	1:25:35.204
20	2	4:34.964 B	36.177	1:35.730	2:23.057	294.8	1:36:19.204	20	1	7:55.610	4:31.014	1:31.536	1:53.060	281.0	1:33:30.814
21	2	9:01.539	5:41.598	1:31.494	1:48.447	280.3	1:45:20.743	21	1	4:50.787 B	37.208	1:30.743	2:22.836	288.5	1:38:01.601
22	2	3:50.278	35.891	1:28.894	1:45.493	293.2	1:49:11.021	22	1	5:16.906	1:28.418	1:31.867	2:16.621	288.5	1:43:18.507
23	2	3:58.955	36.033	1:30.697	1:52.225	296.4	1:53:09.976	23	1	3:57.574	38.173	1:30.899	1:48.502	290.8	1:47:16.081





FIA WEC

87^e Edition des 24 Heures du Mans

Qualifying Practice 1

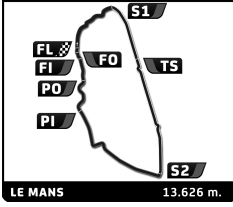
Sector Analysis



■ Personal Best ■ Session Best B Crossing the finish line in pit lane

Lap	D	Time	Sector 1	Sector 2	Sector 3	T. Spd	Elapsed	Lap	D	Time	Sector 1	Sector 2	Sector 3	T. Spd	Elapsed
24	1	3:54.550	37.036	1:29.899	1:47.615	294.8	1:51:10.631								
25	1	3:55.443	36.693	1:29.564	1:49.186	295.6	1:55:06.074								
26	1	3:57.024	36.811	1:31.950	1:48.263	240.9	1:59:03.098								
27	1	4:00.426 B	36.658	1:30.026	1:53.742	289.3	2:03:03.524								
98	Aston Martin Racing		Aston Martin Vantage												
	1. Paul DALLA LANA		3. Mathias LAUDA			LMGTE Am									
	2. Pedro LAMY														
1	2	4:45.916	1:13.431	1:33.235	1:59.250	280.3	4:45.916								
2	2	4:04.543	36.869	1:34.758	1:52.916	290.0	8:50.459								
3	2	3:54.079	36.712	1:30.638	1:46.729	289.3	12:44.538								
4	2	3:53.530	36.548	1:30.297	1:46.685	289.3	16:38.068								
5	2	4:03.495 B	36.617	1:31.165	1:55.713	289.3	20:41.563								
6	3	7:01.852	2:20.566	1:35.515	3:05.771	283.9	27:43.415								
7	3	4:02.120	38.410	1:32.728	1:50.982	286.2	31:45.535								
8	3	3:58.935	37.393	1:32.179	1:49.363	285.4	35:44.470								
9	3	3:58.492	37.373	1:32.075	1:49.044	283.9	39:42.962								
10	3	4:10.571 B	37.320	1:33.534	1:59.717	286.2	43:53.533								
11	1	5:52.205	2:26.697	1:33.819	1:51.689	288.5	49:45.738								
12	1	4:01.224	38.249	1:32.765	1:50.210	286.9	53:46.962								
13	1	4:31.097 B	38.160	1:35.071	2:17.866	292.4	58:18.059								
14	1	7:32.492	4:02.310	1:37.447	1:52.735	286.9	1:05:50.551								
15	1	4:01.801	37.974	1:32.999	1:50.828	286.2	1:09:52.352								
16	1	4:11.559 B	37.955	1:33.060	2:00.544	286.2	1:14:03.911								
17	1	7:13.636	3:25.976	1:32.987	2:14.673	286.2	1:21:17.547								
18	1	4:09.623	39.470	1:34.340	1:55.813	290.0	1:25:27.170								
19	1	4:15.698 B	39.601	1:34.747	2:01.350	285.4	1:29:42.868								
20	3	7:09.816	3:12.501	1:34.766	2:22.549	285.4	1:36:52.684								
21	3	4:35.432	40.451	1:33.130	2:21.851	285.4	1:41:28.116								
22	3	4:05.447	40.461	1:33.219	1:51.767	284.7	1:45:33.563								
23	3	4:01.386	37.773	1:32.569	1:51.044	283.9	1:49:34.949								
24	3	3:59.529	37.428	1:32.133	1:49.968	285.4	1:53:34.478								
25	3	3:58.962	37.383	1:31.850	1:49.729	287.7	1:57:33.440								
26	3	3:59.052	37.395	1:32.392	1:49.265	284.7	2:01:32.492								



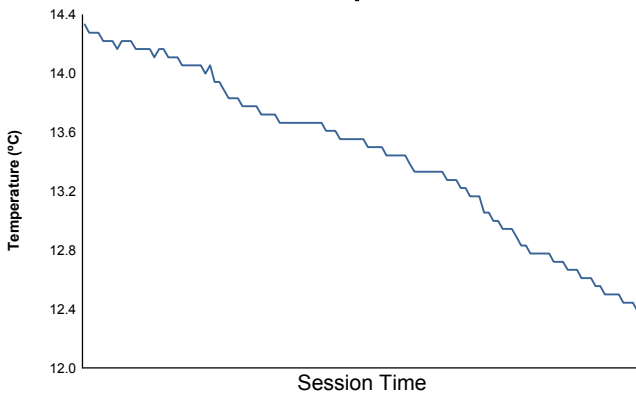


FIA WEC
87^e Edition des 24 Heures du Mans
Qualifying Practice 1

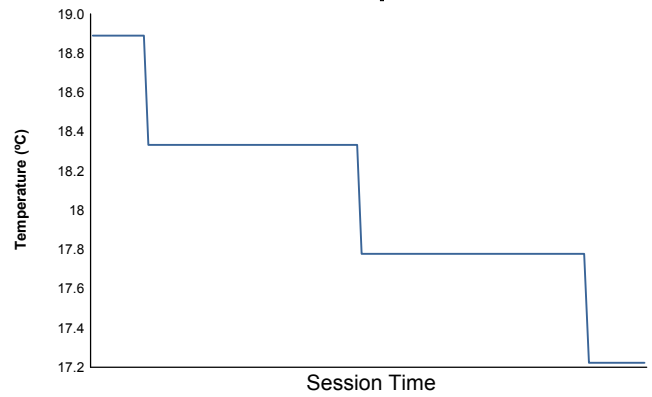
Weather Report



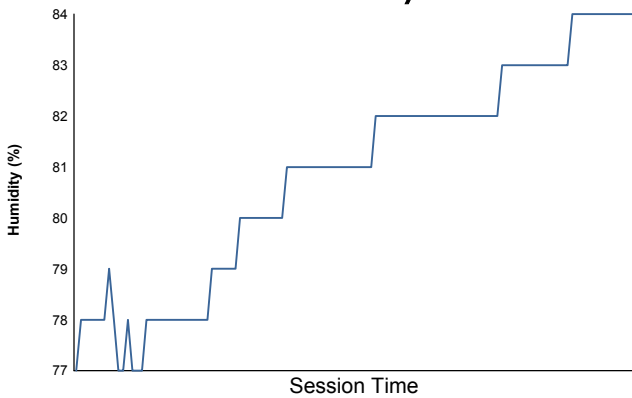
Air Temperature



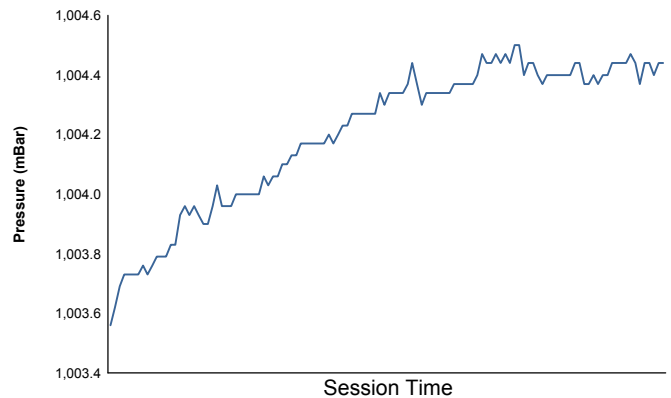
Track Temperature



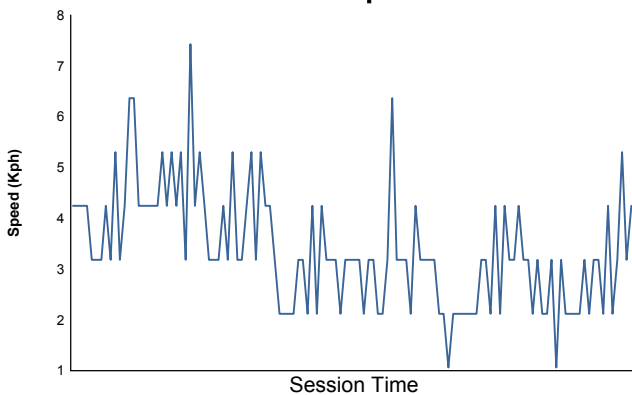
Humidity



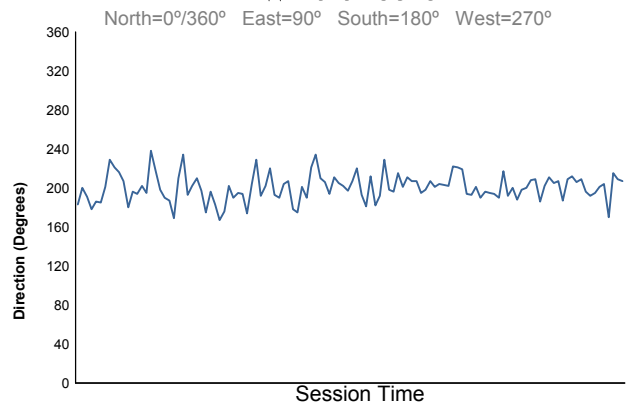
Pressure



Wind Speed



Wind direction



Track Status: **DRY**