

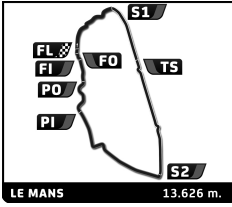
FIA WEC 86^e Edition des 24 Heures du Mans Qualifying Practice 1

Provisional Classification



Nr.	Team	Drivers	Car	Cl	Ty	Time	Lap Total	Gap	Kph
1	8	Toyota Gazoo Racing	S. BUEMI / K. NAKAJIMA / F. ALONSO	Toyota TS050 - Hybrid	LMP1 H M	3:17.270	2 31	-	248.7
2	7	Toyota Gazoo Racing	M. CONWAY / K. KOBAYASHI / J. LOPEZ	Toyota TS050 - Hybrid	LMP1 H M	3:17.377	2 33	+0.107 +0.107	248.5
3	17	SMP Racing	S. SARRAZIN / E. ORUDZHEV / M. ISAAKYAN	BR Engineering BR1 - AER	LMP1 M	3:19.483	3 24	+2.213 +2.106	245.9
4	1	Rebellion Racing	A. LOTTERER / N. JANI / B. SENNA	Rebellion R13 - Gibson	LMP1 M	3:19.662	5 26	+2.392 +0.179	245.7
5	3	Rebellion Racing	T. LAURENT / M. BECHE / G. MENEZES	Rebellion R13 - Gibson	LMP1 M	3:19.945	2 27	+2.675 +0.283	245.3
6	10	Dragonspeed	H. HEDMAN / B. HANLEY / R. VAN DER ZANDE	BR Engineering BR1 - Gibson	LMP1 M	3:21.110	2 13	+3.840 +1.165	243.9
7	11	SMP Racing	V. PETROV / M. ALESHIN / J. BUTTON	BR Engineering BR1 - AER	LMP1 M	3:21.408	28 29	+4.138 +0.298	243.6
8	4	Bykolles Racing Team	O. WEBB / D. KRAIHAMER / T. DILLMANN	Enso CLM P1/01 - Nismo	LMP1 M	3:22.505	2 24	+5.235 +1.097	242.2
9	48	Idec Sport	P. LAFARGUE / P. CHATIN / M. ROJAS	Oreca 07 - Gibson	LMP2 M	3:24.956	5 19	+7.686 +2.451	239.3
10	28	TDS Racing	F. PERRODO / M. VAXIVIERE / L. DUVAL	Oreca 07 - Gibson	LMP2 D	3:25.240	3 26	+7.970 +0.284	239.0
11	5	CEFC TRSM Racing	C. ROBERTSON / M. SIMPSON / L. ROUSSEL	Ginetta G60-LT-P1 - Mecachrome	LMP1 M	3:26.246	18 20	+8.976 +1.006	237.8
12	26	G-Drive Racing	R. RUSINOV / A. PIZZITOLA / J. VERGNE	Oreca 07 - Gibson	LMP2 D	3:26.447	2 29	+9.177 +0.201	237.6
13	31	Dragonspeed	R. GONZALEZ / P. MALDONADO / N. BERTHON	Oreca 07 - Gibson	LMP2 M	3:26.508	2 18	+9.238 +0.061	237.5
14	36	Signatech Alpine Matmut	N. LAPIERRE / A. NEGRÃO / P. THIRIET	Alpine A470 - Gibson	LMP2 D	3:26.681	2 28	+9.411 +0.173	237.3
15	22	United Autosports	P. HANSON / F. ALBUQUERQUE / P. DI RESTA	Ligier JSP217 - Gibson	LMP2 D	3:26.772	2 24	+9.502 +0.091	237.2
16	37	Jackie Chan DC Racing	J. JAAFAR / N. JEFFRI / W. TAN	Oreca 07 - Gibson	LMP2 D	3:27.468	20 26	+10.198 +0.696	236.4
17	47	Cetilar Villorba Corse	R. LACORTE / G. SERNAGIOTTO / L. NASR	Dallara P217 - Gibson	LMP2 D	3:27.993	2 28	+10.723 +0.525	235.8
18	38	Jackie Chan DC Racing	H. TUNG / S. RICHELMI / G. AUBRY	Oreca 07 - Gibson	LMP2 D	3:27.999	27 27	+10.729 +0.006	235.8
19	29	Racing Team Nederland	F. VAN EERD / G. VAN DER GARDE / J. LAMMERS	Dallara P217 - Gibson	LMP2 M	3:28.556	29 30	+11.286 +0.557	235.2
20	35	SMP Racing	V. SHAITAR / H. NEWAY / N. NATO	Dallara P217 - Gibson	LMP2 D	3:28.629	27 28	+11.359 +0.073	235.1
21	23	Panis Barthez Competition	T. BURET / J. CANAL / W. STEVENS	Ligier JSP217 - Gibson	LMP2 M	3:29.421	12 27	+12.151 +0.792	234.2
22	39	Graff-SO24	V. CAPILLAIRE / J. HIRSCHI / T. GOMMENDY	Oreca 07 - Gibson	LMP2 D	3:29.860	2 29	+12.590 +0.439	233.7
23	6	CEFC TRSM Racing	O. ROWLAND / A. BRUNDE / O. TURVEY	Ginetta G60-LT-P1 - Mecachrome	LMP1 M	3:30.339	9 17	+13.069 +0.479	233.2
24	32	United Autosports	H. DE SADELEER / W. OWEN / J. MONTOYA	Ligier JSP217 - Gibson	LMP2 D	3:30.347	24 26	+13.077 +0.008	233.2
25	40	G-Drive Racing	J. ALLEN / J. GUTIERREZ / E. GUIBBERT	Oreca 07 - Gibson	LMP2 D	3:31.291	5 21	+14.021 +0.944	232.2
26	44	Eurasia Motorsport	A. BERTOLINI / N. JÖNSSON / T. KROHN	Ligier JSP217 - Gibson	LMP2 D	3:33.532	3 30	+16.262 +2.241	229.7
27	34	Jackie Chan DC Racing	R. TAYLOR / C. LEDOGAR / D. HEINEMIEIER-HANSSON	Ligier JSP217 - Gibson	LMP2 D	3:33.755	3 20	+16.485 +0.223	229.5
28	33	Jackie Chan DC Racing	D. CHENG / N. BOULLE / P. NICOLET	Ligier JSP217 - Gibson	LMP2 D	3:35.237	2 23	+17.967 +1.482	227.9
29	50	Larbre Competition	E. CREED / R. RICCI / T. DAGONEAU	Ligier JSP217 - Gibson	LMP2 M	3:38.206	5 20	+20.936 +2.969	224.8
30	25	Algarve Pro Racing	M. PATTERSON / A. DE JONG / T. KIM	Ligier JSP217 - Gibson	LMP2 D	3:44.177	3 28	+26.907 +5.971	218.8
31	91	Porsche GT Team	R. LIETZ / G. BRUNI / F. MAKOWIECKI	Porsche 911 RSR	LMGTE Pro M	3:47.504	2 2	+30.234 +3.327	215.6
32	92	Porsche GT Team	M. CHRISTENSEN / K. ESTRE / L. VANTHOOR	Porsche 911 RSR	LMGTE Pro M	3:49.097	2 23	+31.827 +1.593	214.1
33	66	Ford Chip Ganassi Team UK	S. MÜCKE / O. PLA / B. JOHNSON	Ford GT	LMGTE Pro M	3:49.181	6 26	+31.911 +0.084	214.0
34	68	Ford Chip Ganassi Team USA	J. HAND / D. MÜLLER / S. BOURDAIS	Ford GT	LMGTE Pro M	3:49.582	8 22	+32.312 +0.401	213.7
35	51	AF Corse	A. PIER GUIDI / J. CALADO / D. SERRA	Ferrari 488 GTE EVO	LMGTE Pro M	3:49.854	2 26	+32.584 +0.272	213.4
36	94	Porsche GT Team	R. DUMAS / T. BERNHARD / S. MÜLLER	Porsche 911 RSR	LMGTE Pro M	3:50.089	7 21	+32.819 +0.235	213.2
37	93	Porsche GT Team	P. PILET / N. TANDY / E. BAMBER	Porsche 911 RSR	LMGTE Pro M	3:50.261	17 18	+32.991 +0.172	213.0
38	67	Ford Chip Ganassi Team UK	A. PRIAULX / H. TINCKNEILL / T. KANAAN	Ford GT	LMGTE Pro M	3:50.429	2 24	+33.159 +0.168	212.9
39	82	BMW Team MTEK	A. FARFUS / A. FELIX DA COSTA / A. SIMS	BMW M8 GTE	LMGTE Pro M	3:50.579	15 24	+33.309 +0.150	212.7
40	69	Ford Chip Ganassi Team USA	R. BRISCOE / R. WESTBROOK / S. DIXON	Ford GT	LMGTE Pro M	3:50.593	4 21	+33.323 +0.014	212.7
41	81	BMW Team MTEK	M. TOMCZYK / N. CATSBURG / P. ENG	BMW M8 GTE	LMGTE Pro M	3:50.596	8 26	+33.326 +0.003	212.7
42	71	AF Corse	D. RIGON / S. BIRD / M. MOLINA	Ferrari 488 GTE EVO	LMGTE Pro M	3:50.669	2 27	+33.399 +0.073	212.7
43	88	Dempsey - Proton Racing	M. CAIROLI / K. AL QUBAISLI / G. RODA	Porsche 911 RSR	LMGTE Am M	3:50.728	2 25	+33.458 +0.059	212.6
44	63	Corvette Racing - GM	J. MAGNUSSEN / A. GARCIA / M. ROCKENFELLER	Chevrolet Corvette C7.R	LMGTE Pro M	3:50.789	6 23	+33.519 +0.061	212.5
45	64	Corvette Racing - GM	O. GAVIN / T. MILNER / M. FÄSSLER	Chevrolet Corvette C7.R	LMGTE Pro M	3:50.952	5 27	+33.682 +0.163	212.4
46	77	Dempsey - Proton Racing	M. CAMPBELL / C. RIED / J. ANDLAUER	Porsche 911 RSR	LMGTE Am M	3:51.930	2 23	+34.660 +0.978	211.5
47	52	AF Corse	T. VILANDER / A. GIOVINAZZI / L. DERANI	Ferrari 488 GTE EVO	LMGTE Pro M	3:52.112	2 27	+34.842 +0.182	211.3
48	97	Aston Martin Racing	A. LYNN / M. MARTIN / J. ADAM	Aston Martin Vantage AMR	LMGTE Pro M	3:52.486	2 26	+35.216 +0.374	211.0
49	86	Gulf Racing	M. WAINWRIGHT / B. BARKER / A. DAVISON	Porsche 911 RSR	LMGTE Am M	3:52.517	2 24	+35.247 +0.031	211.0
50	54	Spirit of Race	T. FLOHR / F. CASTELLACCI / G. FISICHELLA	Ferrari F488 GTE	LMGTE Am M	3:52.756	2 27	+35.486 +0.239	210.8
51	56	Team Project 1	J. BERGMEISTER / P. LINDSEY / E. PERFETTI	Porsche 911 RSR	LMGTE Am M	3:52.985	5 19	+35.715 +0.229	210.5
52	85	Keating Motorsports	B. KEATING / J. BLEEKEMOLEN / L. STOLZ	Ferrari F488 GTE	LMGTE Am M	3:54.000	6 18	+36.730 +1.015	209.6
53	98	Aston Martin Racing	P. DALLA LANA / P. LAMY / M. LAUDA	Aston Martin Vantage	LMGTE Am M	3:54.307	2 26	+37.037 +0.307	209.4
54	84	JMW Motorsport	L. GRIFFIN / C. MACNEIL / J. SEGAL	Ferrari F488 GTE	LMGTE Am M	3:54.384	6 24	+37.114 +0.077	209.3
55	95	Aston Martin Racing	M. SØRENSEN / N. THIMM / D. TURNER	Aston Martin Vantage AMR	LMGTE Pro M	3:54.780	21 26	+37.510 +0.396	208.9
56	70	MR Racing	M. ISHIKAWA / O. BERETTA / E. CHEEVER	Ferrari F488 GTE	LMGTE Am M	3:54.951	2 26	+37.681 +0.171	208.8
57	61	Clearwater Racing	W. MOK / M. GRIFFIN / K. SAWA	Ferrari F488 GTE	LMGTE Am M	3:55.076	2 28	+37.806 +0.125	208.7
58	80	Ebimotors	F. BABINI / C. NIELSEN / E. MARIS	Porsche 911 RSR	LMGTE Am M	3:55.569	20 21	+38.299 +0.493	208.2
59	90	TF Sport	S. YOLUC / E. HANKEY / C. EASTWOOD	Aston Martin Vantage	LMGTE Am M	3:55.661	15 21	+38.391 +0.092	208.2
60	99	Proton Competition	P. LONG / T. PAPPAS / S. PUMPELLY	Porsche 911 RSR	LMGTE Am M	4:03.107	2 12	+45.837 +7.446	201.8

Fastest Lap Lap 2 Kazuki NAKAJIMA 3:17.270 248.7 Kph



FIA WEC
86^e Edition des 24 Heures du Mans
Qualifying Practice 1



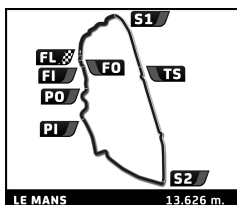
Provisional Classification

Nr.	Team	Drivers	Car	Cl	Ty	Time	Lap Total	Gap	Kph
Circuit Best Laps by Class									
LMP1	Kazuki NAKAJIMA	13/06/2018	3:17.270	248.7	Kph				
LMP2	Paul Loup CHATIN	13/06/2018	3:24.956	239.3	Kph				
LMGTE Pro	Gianmaria BRUNI	13/06/2018	3:47.504	215.6	Kph				
LMGTE Am	Matteo CAIROLI	13/06/2018	3:50.728	212.6	Kph				
Circuit Race Records by Class									

LAP 3 AND 4 OF CAR N° 4 DELETED DUE TO STEWARDS DECISION N° 11
BEST LAP TIME OF CARS N° 70 (ISHIKAWA) AND 84 (GRIFFIN) DELETED DUE TO STEWARDS DECISION N° 12 AND 13
LAPS 4-5-6-8-9-12 AND 13 OF CAR N° 8 DELETED DUE TO STEWARDS DECISION N° 14

Published at:	Track Temp: 15.56 °C	Air Temp: 15.17 °C	Track Status: DRY
Race Director:		Timekeeper:	



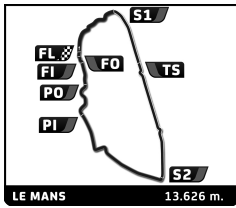


FIA WEC 86^e Edition des 24 Heures du Mans Qualifying Practice 1

Provisional Classification by Class



Nr. Team	Drivers	Car	Ty	Time	Lap Total	Gap	Kph
LMP1							
1	8 Toyota Gazoo Racing	S. BUEMI / K. NAKAJIMA / F. ALONSO	Toyota TS050 - Hybrid	H M	3:17.270	2 31	248.7
2	7 Toyota Gazoo Racing	M. CONWAY / K. KOBAYASHI / J. LOPEZ	Toyota TS050 - Hybrid	H M	3:17.377	2 33 +0.107	248.5
3	17 SMP Racing	S. SARRAZIN / E. ORUDZHEV / M. ISAACKYAN	BR Engineering BR1 - AER	M	3:19.483	3 24 +2.213	245.9
4	1 Rebellion Racing	A. LOTTERER / N. JANI / B. SENNA	Rebellion R13 - Gibson	M	3:19.662	5 26 +2.392	245.7
5	3 Rebellion Racing	T. LAURENT / M. BECHE / G. MENEZES	Rebellion R13 - Gibson	M	3:19.945	2 27 +2.675	245.3
6	10 Dragonspeed	H. HEDMAN / B. HANLEY / R. VAN DER ZANDE	BR Engineering BR1 - Gibson	M	3:21.110	2 13 +3.840	243.9
7	11 SMP Racing	V. PETROV / M. ALESHIN / J. BUTTON	BR Engineering BR1 - AER	M	3:21.408	28 29 +4.138	243.6
8	4 Bykolles Racing Team	O. WEBB / D. KRAIHAMER / T. DILLMANN	Enso CLM P1/01 - Nismo	M	3:22.505	2 24 +5.235	242.2
9	5 CEFC TRSM Racing	C. ROBERTSON / M. SIMPSON / L. ROUSSEL	Ginetta G60-LT-P1 - Mecachrome	M	3:26.246	18 20 +8.976	237.8
10	6 CEFC TRSM Racing	O. ROWLAND / A. BRUNDLE / O. TURVEY	Ginetta G60-LT-P1 - Mecachrome	M	3:30.339	9 17 +13.069	233.2
LMP2							
1	48 Idec Sport	P. LAFARGUE / P. CHATIN / M. ROJAS	Oreca 07 - Gibson	M	3:24.956	5 19	239.3
2	28 TDS Racing	F. PERRODO / M. YAXIVIERE / L. DUVAL	Oreca 07 - Gibson	D	3:25.240	3 26 +0.284	239.0
3	26 G-Drive Racing	R. RUSINOV / A. PIZZITOLA / J. VERGNE	Oreca 07 - Gibson	D	3:26.447	2 29 +1.491	237.6
4	31 Dragonspeed	R. GONZALEZ / P. MALDONADO / N. BERTHON	Oreca 07 - Gibson	M	3:26.508	2 18 +1.552	237.5
5	36 Signatech Alpine Matmut	N. LAPIERRE / A. NEGRÃO / P. THIRIET	Alpine A470 - Gibson	D	3:26.681	2 28 +1.725	237.3
6	22 United Autosports	P. HANSON / F. ALBUQUERQUE / P. DI RESTA	Ligier JSP217 - Gibson	D	3:26.772	2 24 +1.816	237.2
7	37 Jackie Chan DC Racing	J. JAAFAR / N. JEFFRI / W. TAN	Oreca 07 - Gibson	D	3:27.468	20 26 +2.512	236.4
8	47 Cetilar Villorba Corse	R. LACORTE / G. SERNAGIOTTO / L. NASR	Dallara P217 - Gibson	D	3:27.993	2 28 +3.037	235.8
9	38 Jackie Chan DC Racing	H. TUNG / S. RICHELMI / G. AUBRY	Oreca 07 - Gibson	D	3:27.999	27 27 +3.043	235.8
10	29 Racing Team Nederland	F. VAN EERD / G. VAN DER GARDE / J. LAMMERS	Dallara P217 - Gibson	M	3:28.556	29 30 +3.600	235.2
11	35 SMP Racing	V. SHAITAR / H. NEWWEY / N. NATO	Dallara P217 - Gibson	D	3:28.629	27 28 +3.673	235.1
12	23 Paris Barthez Competition	T. BURET / J. CANAL / W. STEVENS	Ligier JSP217 - Gibson	M	3:29.421	12 27 +4.465	234.2
13	39 Graff-SO24	V. CAPILLAIRE / J. HIRSCHI / T. GOMMENDY	Oreca 07 - Gibson	D	3:29.860	2 29 +4.904	233.7
14	32 United Autosports	H. DE SADELEER / W. OWEN / J. MONTOYA	Ligier JSP217 - Gibson	D	3:30.347	24 26 +5.391	233.2
15	40 G-Drive Racing	J. ALLEN / J. GUTIERREZ / E. GUIBERT	Oreca 07 - Gibson	D	3:31.291	5 21 +6.335	232.2
16	44 Eurasia Motorsport	A. BERTOLINI / N. JÖNSSON / T. KROHN	Ligier JSP217 - Gibson	D	3:33.532	3 30 +8.576	229.7
17	34 Jackie Chan DC Racing	R. TAYLOR / C. LEDOGAR / D. HEINEMER-HANSSON	Ligier JSP217 - Gibson	D	3:33.755	3 20 +8.799	229.5
18	33 Jackie Chan DC Racing	D. CHENG / N. BOULLE / P. NICOLET	Ligier JSP217 - Gibson	D	3:35.237	2 23 +10.281	227.9
19	50 Larbre Competition	E. CREED / R. RICCI / T. DAGONEAU	Ligier JSP217 - Gibson	M	3:38.206	5 20 +13.250	224.8
20	25 Algarve Pro Racing	M. PATTERSON / A. DE JONG / T. KIM	Ligier JSP217 - Gibson	D	3:44.177	3 28 +19.221	218.8
LMGTE Pro							
1	91 Porsche GT Team	R. LIETZ / G. BRUNI / F. MAKOWIECKI	Porsche 911 RSR	M	3:47.504	2 2	215.6
2	92 Porsche GT Team	M. CHRISTENSEN / K. ESTRE / L. VANTHOOR	Porsche 911 RSR	M	3:49.097	2 23 +1.593	214.1
3	66 Ford Chip Ganassi Team UK	S. MÜCKE / O. PLA / B. JOHNSON	Ford GT	M	3:49.181	6 26 +1.677	214.0
4	68 Ford Chip Ganassi Team USA	J. HAND / D. MÜLLER / S. BOURDAIS	Ford GT	M	3:49.582	8 22 +2.078	213.7
5	51 AF Corse	A. PIER GUIDI / J. CALADO / D. SERRA	Ferrari 488 GTE EVO	M	3:49.854	2 26 +2.350	213.4
6	94 Porsche GT Team	R. DUMAS / T. BERNHARD / S. MÜLLER	Porsche 911 RSR	M	3:50.089	7 21 +2.585	213.2
7	93 Porsche GT Team	P. PILET / N. TANDY / E. BAMBER	Porsche 911 RSR	M	3:50.261	17 18 +2.757	213.0
8	67 Ford Chip Ganassi Team UK	A. PRIAULX / H. TINCKNELL / T. KANAAN	Ford GT	M	3:50.429	2 24 +2.925	212.9
9	82 BMW Team MTEK	A. FARFUS / A. FELIX DA COSTA / A. SIMS	BMW M8 GTE	M	3:50.579	15 24 +3.075	212.7
10	69 Ford Chip Ganassi Team USA	R. BRISCOE / R. WESTBROOK / S. DIXON	Ford GT	M	3:50.593	4 21 +3.089	212.7
11	81 BMW Team MTEK	M. TOMCZYK / N. CATSBURG / P. ENG	BMW M8 GTE	M	3:50.596	8 26 +3.092	212.7
12	71 AF Corse	D. RIGON / S. BIRD / M. MOLINA	Ferrari 488 GTE EVO	M	3:50.669	2 27 +3.165	212.7
13	63 Corvette Racing - GM	J. MAGNUSSEN / A. GARCIA / M. ROCKENFELLER	Chevrolet Corvette C7.R	M	3:50.789	6 23 +3.285	212.5
14	64 Corvette Racing - GM	O. GAVIN / T. MILNER / M. FÄSSLER	Chevrolet Corvette C7.R	M	3:50.952	5 27 +3.448	212.4
15	52 AF Corse	T. VILANDER / A. GIOVINAZZI / L. DERANI	Ferrari 488 GTE EVO	M	3:52.112	2 27 +4.608	211.3
16	97 Aston Martin Racing	A. LYNN / M. MARTIN / J. ADAM	Aston Martin Vantage AMR	M	3:52.486	2 26 +4.982	211.0
17	95 Aston Martin Racing	M. SØRENSEN / N. THIIM / D. TURNER	Aston Martin Vantage AMR	M	3:54.780	21 26 +7.276	208.9
LMGTE Am							
1	88 Dempsey - Proton Racing	M. CAIROLI / K. AL QUBAISI / G. RODA	Porsche 911 RSR	M	3:50.728	2 25	212.6
2	77 Dempsey - Proton Racing	M. CAMPBELL / C. RIED / J. ANDLAUER	Porsche 911 RSR	M	3:51.930	2 23 +1.202	211.5
3	86 Gulf Racing	M. WAINWRIGHT / B. BARKER / A. DAVISON	Porsche 911 RSR	M	3:52.517	2 24 +1.789	211.0
4	54 Spirit of Race	T. FLOHR / F. CASTELLACCI / G. FISICHELLA	Ferrari F488 GTE	M	3:52.756	2 27 +2.028	210.8
5	56 Team Project 1	J. BERGMEISTER / P. LINDSEY / E. PERFETTI	Porsche 911 RSR	M	3:52.985	5 19 +2.257	210.5
6	85 Keating Motorsports	B. KEATING / J. BLEEKEMOLEN / L. STOLZ	Ferrari F488 GTE	M	3:54.000	6 18 +3.272	209.6
7	98 Aston Martin Racing	P. DALLA LANA / P. LAMY / M. LAUDA	Aston Martin Vantage	M	3:54.307	2 26 +3.579	209.4
8	84 JMW Motorsport	L. GRIFFIN / C. MACNEIL / J. SEGAL	Ferrari F488 GTE	M	3:54.384	6 24 +3.656	209.3
9	70 MR Racing	M. ISHIKAWA / O. BERETTA / E. CHEEVER	Ferrari F488 GTE	M	3:54.951	2 26 +4.223	208.8
10	61 Clearwater Racing	W. MOK / M. GRIFFIN / K. SAWA	Ferrari F488 GTE	M	3:55.076	2 28 +4.348	208.7
11	80 Ebimotors	F. BABINI / C. NIELSEN / E. MARIS	Porsche 911 RSR	M	3:55.569	20 21 +4.841	208.2
12	90 TF Sport	S. YOLUC / E. HANKEY / C. EASTWOOD	Aston Martin Vantage	M	3:55.661	15 21 +4.933	208.2
13	99 Proton Competition	P. LONG / T. PAPPAS / S. PUMPELLY	Porsche 911 RSR	M	4:03.107	2 12 +12.379	201.8



FIA WEC
86^e Edition des 24 Heures du Mans
Qualifying Practice 1

Provisional Classification by Class



Nr. Team	Drivers	Car	Ty	Time	Lap Total	Gap	Kph
----------	---------	-----	----	------	-----------	-----	-----

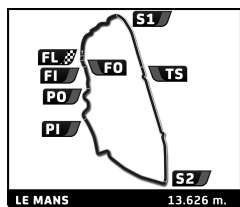
Circuit Best Laps by Class				
LMP1	Kazuki NAKAJIMA	13/06/2018	3:17.270	248.7 Kph
LMP2	Paul Loup CHATIN	13/06/2018	3:24.956	239.3 Kph
LMGTE Pro	Gianmaria BRUNI	13/06/2018	3:47.504	215.6 Kph
LMGTE Am	Matteo CAIROLI	13/06/2018	3:50.728	212.6 Kph

Circuit Race Records by Class				

LAP 3 AND 4 OF CAR N° 4 DELETED DUE TO STEWARDS DECISION N° 11
BEST LAP TIME OF CARS N° 70 (ISHIKAWA) AND 84 (GRIFFIN) DELETED DUE TO STEWARDS DECISION N° 12 AND 13
LAPS 4-5-6-8-9-12 AND 13 OF CAR N° 8 DELETED DUE TO STEWARDS DECISION N° 14

Published at:	Track Temp: 15.56 °C	Air Temp: 15.17 °C	Track Status: DRY
Race Director:		Timekeeper:	





FIA WEC

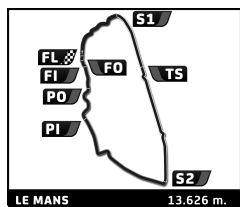
86^e Edition des 24 Heures du Mans After Qualifying Practice 1

Provisional Classification by Fastest Lap



Nr	Team	Car	Class	Driver	Time	Laps	Gap	Kph	Session
1	8 Toyota Gazoo Racing	Toyota TS050 - Hybrid	LMP1 H	Kazuki NAKAJIMA	3:17.270	31		248.7	Qualifying Practice 1
2	7 Toyota Gazoo Racing	Toyota TS050 - Hybrid	LMP1 H	Kamui KOBAYASHI	3:17.377	26	0.107	248.5	Qualifying Practice 1
3	3 Rebellion Racing	Rebellion R13 - Gibson	LMP1	Thomas LAURENT	3:19.426	26	2.156	246.0	Free Practice
4	17 SMP Racing	BR Engineering BR1 - AER	LMP1	Stéphane SARRAZIN	3:19.483	29	2.213	245.9	Qualifying Practice 1
5	1 Rebellion Racing	Rebellion R13 - Gibson	LMP1	Bruno SENNA	3:19.662	20	2.392	245.7	Qualifying Practice 1
6	10 Dragonspeed	BR Engineering BR1 - Gibson	LMP1	Ben HANLEY	3:20.322	23	3.052	244.9	Free Practice
7	11 SMP Racing	BR Engineering BR1 - AER	LMP1	Jenson BUTTON	3:21.304	26	4.034	243.7	Free Practice
8	4 Bykolles Racing Team	Enso CLM P1/01 - Nismo	LMP1	Tom DILLMANN	3:22.505	16	5.235	242.2	Qualifying Practice 1
9	48 Idec Sport	Oreca 07 - Gibson	LMP2	Paul Loup CHATIN	3:24.956	15	7.686	239.3	Qualifying Practice 1
10	5 CEFC TRSM Racing	Ginetta G60-LT-P1 - Mecachrome	LMP1	Michael SIMPSON	3:25.203	16	7.933	239.0	Free Practice
11	28 TDS Racing	Oreca 07 - Gibson	LMP2	Loïc DUVAL	3:25.240	30	7.970	239.0	Qualifying Practice 1
12	26 G-Drive Racing	Oreca 07 - Gibson	LMP2	Jean-Eric VERGNE	3:26.447	21	9.177	237.6	Qualifying Practice 1
13	31 Dragonspeed	Oreca 07 - Gibson	LMP2	Pastor MALDONADO	3:26.508	24	9.238	237.5	Qualifying Practice 1
14	36 Signatech Alpine Matmut	Alpine A470 - Gibson	LMP2	Nicolas LAPIERRE	3:26.681	12	9.411	237.3	Qualifying Practice 1
15	22 United Autosports	Ligier JSP217 - Gibson	LMP2	Filipe ALBUQUERQUE	3:26.772	22	9.502	237.2	Qualifying Practice 1
16	37 Jackie Chan DC Racing	Oreca 07 - Gibson	LMP2	Jazeman JAAFAR	3:27.468	23	10.198	236.4	Qualifying Practice 1
17	47 Cetilar Villorba Corse	Dallara P217 - Gibson	LMP2	Luis Felipe NASR	3:27.993	26	10.723	235.8	Qualifying Practice 1
18	38 Jackie Chan DC Racing	Oreca 07 - Gibson	LMP2	Ho-Pin TUNG	3:27.999	31	10.729	235.8	Qualifying Practice 1
19	39 Graff-SO24	Oreca 07 - Gibson	LMP2	Tristan GOMMENDY	3:28.218	15	10.948	235.6	Free Practice
20	29 Racing Team Nederland	Dallara P217 - Gibson	LMP2	Giedo VAN DER GARDE	3:28.556	27	11.286	235.2	Qualifying Practice 1
21	35 SMP Racing	Dallara P217 - Gibson	LMP2	Norman NATO	3:28.629	34	11.359	235.1	Qualifying Practice 1
22	40 G-Drive Racing	Oreca 07 - Gibson	LMP2	James ALLEN	3:29.204	13	11.934	234.5	Free Practice
23	23 Panis Barthez Competition	Ligier JSP217 - Gibson	LMP2	William STEVENS	3:29.421	27	12.151	234.2	Qualifying Practice 1
24	6 CEFC TRSM Racing	Ginetta G60-LT-P1 - Mecachrome	LMP1	Alex BRUNDLE	3:30.339	5	13.069	233.2	Qualifying Practice 1
25	32 United Autosports	Ligier JSP217 - Gibson	LMP2	Juan Pablo MONTOYA	3:30.347	32	13.077	233.2	Qualifying Practice 1
26	34 Jackie Chan DC Racing	Ligier JSP217 - Gibson	LMP2	Ricky TAYLOR	3:31.837	17	14.567	231.6	Free Practice
27	44 Eurasia Motorsport	Ligier JSP217 - Gibson	LMP2	Andrea BERTOLINI	3:33.532	21	16.262	229.7	Qualifying Practice 1
28	33 Jackie Chan DC Racing	Ligier JSP217 - Gibson	LMP2	David CHENG	3:35.237	24	17.967	227.9	Qualifying Practice 1
29	50 Larbre Competition	Ligier JSP217 - Gibson	LMP2	Romano RICCI	3:36.927	10	19.657	226.1	Free Practice
30	25 Algarve Pro Racing	Ligier JSP217 - Gibson	LMP2	Mark PATTERSON	3:42.404	19	25.134	220.6	Free Practice
31	91 Porsche GT Team	Porsche 911 RSR	LMGTE Pro	Gianmaria BRUNI	3:47.504	14	30.234	215.6	Qualifying Practice 1
32	92 Porsche GT Team	Porsche 911 RSR	LMGTE Pro	Michael CHRISTENSEN	3:49.097	23	31.827	214.1	Qualifying Practice 1
33	66 Ford Chip Ganassi Team UK	Ford GT	LMGTE Pro	Olivier PLA	3:49.181	26	31.911	214.0	Qualifying Practice 1
34	68 Ford Chip Ganassi Team USA	Ford GT	LMGTE Pro	Dirk MÜLLER	3:49.582	18	32.312	213.7	Qualifying Practice 1
35	51 AF Corse	Ferrari 488 GTE EVO	LMGTE Pro	Alessandro PIER GUIDI	3:49.854	20	32.584	213.4	Qualifying Practice 1
36	94 Porsche GT Team	Porsche 911 RSR	LMGTE Pro	Sven MÜLLER	3:50.089	14	32.819	213.2	Qualifying Practice 1
37	93 Porsche GT Team	Porsche 911 RSR	LMGTE Pro	Patrick PILET	3:50.121	22	32.851	213.2	Free Practice
38	67 Ford Chip Ganassi Team UK	Ford GT	LMGTE Pro	Andy PRIAULX	3:50.429	28	33.159	212.9	Qualifying Practice 1
39	82 BMW Team MTEK	BMW M8 GTE	LMGTE Pro	Antonio FELIX DA COSTA	3:50.579	25	33.309	212.7	Qualifying Practice 1
40	69 Ford Chip Ganassi Team USA	Ford GT	LMGTE Pro	Richard WESTBROOK	3:50.593	18	33.323	212.7	Qualifying Practice 1
41	81 BMW Team MTEK	BMW M8 GTE	LMGTE Pro	Nicky CATSBURG	3:50.596	24	33.326	212.7	Qualifying Practice 1
42	71 AF Corse	Ferrari 488 GTE EVO	LMGTE Pro	Sam BIRD	3:50.669	14	33.399	212.7	Qualifying Practice 1
43	88 Dempsey - Proton Racing	Porsche 911 RSR	LMGTE Am	Matteo CAIROLI	3:50.728	24	33.458	212.6	Qualifying Practice 1
44	63 Corvette Racing - GM	Chevrolet Corvette C7.R	LMGTE Pro	Antonio GARCIA	3:50.789	17	33.519	212.5	Qualifying Practice 1
45	64 Corvette Racing - GM	Chevrolet Corvette C7.R	LMGTE Pro	Tommy MILNER	3:50.952	29	33.682	212.4	Qualifying Practice 1
46	77 Dempsey - Proton Racing	Porsche 911 RSR	LMGTE Am	Matt CAMPBELL	3:51.930	21	34.660	211.5	Qualifying Practice 1
47	52 AF Corse	Ferrari 488 GTE EVO	LMGTE Pro	Antonio GIOVINAZZI	3:52.112	25	34.842	211.3	Qualifying Practice 1
48	97 Aston Martin Racing	Aston Martin Vantage AMR	LMGTE Pro	Alexander LYNN	3:52.486	20	35.216	211.0	Qualifying Practice 1
49	86 Gulf Racing	Porsche 911 RSR	LMGTE Am	Benjamin BARKER	3:52.517	26	35.247	211.0	Qualifying Practice 1
50	54 Spirit of Race	Ferrari F488 GTE	LMGTE Am	Giancarlo FISICHELLA	3:52.756	28	35.486	210.8	Qualifying Practice 1
51	56 Team Project 1	Porsche 911 RSR	LMGTE Am	Jörg BERGMEISTER	3:52.985	25	35.715	210.5	Qualifying Practice 1
52	85 Keating Motorsports	Ferrari F488 GTE	LMGTE Am	Jeroen BLEEKEMOLEN	3:54.000	24	36.730	209.6	Qualifying Practice 1
53	98 Aston Martin Racing	Aston Martin Vantage	LMGTE Am	Pedro LAMY	3:54.307	19	37.037	209.4	Qualifying Practice 1
54	84 JMW Motorsport	Ferrari F488 GTE	LMGTE Am	Jeffrey SEGAL	3:54.384	27	37.114	209.3	Qualifying Practice 1
55	90 TF Sport	Aston Martin Vantage	LMGTE Am	Euan HANKEY	3:54.527	24	37.257	209.2	Free Practice
56	95 Aston Martin Racing	Aston Martin Vantage AMR	LMGTE Pro	Nicki THIIM	3:54.530	33	37.260	209.2	Free Practice
57	70 MR Racing	Ferrari F488 GTE	LMGTE Am	Olivier BERETTA	3:54.951	22	37.681	208.8	Qualifying Practice 1
58	61 Clearwater Racing	Ferrari F488 GTE	LMGTE Am	Matthew GRIFFIN	3:55.076	26	37.806	208.7	Qualifying Practice 1
59	80 Ebimotors	Porsche 911 RSR	LMGTE Am	Fabio BABINI	3:55.569	18	38.299	208.2	Qualifying Practice 1
60	99 Proton Competition	Porsche 911 RSR	LMGTE Am	Spencer PUMPELLY	3:56.674	11	39.404	207.3	Free Practice





FIA WEC

86^e Edition des 24 Heures du Mans After Qualifying Practice 1

Provisional Classification by Fastest Lap

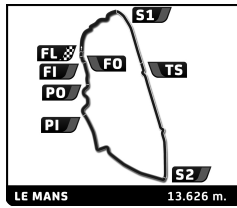


Nr	Team	Car	Class	Driver	Time	Laps	Gap	Kph	Session
----	------	-----	-------	--------	------	------	-----	-----	---------

Published at:

Race Director:	Timekeeper:
-----------------------	--------------------





FIA WEC

86^e Edition des 24 Heures du Mans

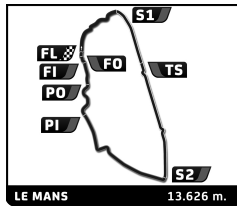
Qualifying Practice 1

Provisional Classification by Driver Fastest Lap



Nr	Team	Car	Class	Driver	Time	Lap	Total	Gap	Kph	
1	8	Toyota Gazoo Racing	Toyota TS050 - Hybrid	LMP1 H	Kazuki NAKAJIMA	3:17.270	2	10		248.7
2	7	Toyota Gazoo Racing	Toyota TS050 - Hybrid	LMP1 H	Kamui KOBAYASHI	3:17.377	2	10	0.107	248.5
3	17	SMP Racing	BR Engineering BR1 - AER	LMP1	Stéphane SARRAZIN	3:19.483	3	10	2.213	245.9
4	1	Rebellion Racing	Rebellion R13 - Gibson	LMP1	Bruno SENNA	3:19.662	5	6	2.392	245.7
5	8	Toyota Gazoo Racing	Toyota TS050 - Hybrid	LMP1 H	Sébastien BUEMI	3:19.837	4	10	2.567	245.5
6	3	Rebellion Racing	Rebellion R13 - Gibson	LMP1	Gustavo MENEZES	3:19.945	2	5	2.675	245.3
7	7	Toyota Gazoo Racing	Toyota TS050 - Hybrid	LMP1 H	Mike CONWAY	3:20.392	3	10	3.122	244.8
8	17	SMP Racing	BR Engineering BR1 - AER	LMP1	Egor ORUDZHEV	3:20.423	3	5	3.153	244.8
9	8	Toyota Gazoo Racing	Toyota TS050 - Hybrid	LMP1 H	Fernando ALONSO	3:20.991	8	11	3.721	244.1
10	10	Dragonspeed	BR Engineering BR1 - Gibson	LMP1	Ben HANLEY	3:21.110	2	7	3.840	243.9
11	1	Rebellion Racing	Rebellion R13 - Gibson	LMP1	Neel JANI	3:21.209	9	10	3.939	243.8
12	11	SMP Racing	BR Engineering BR1 - AER	LMP1	Mikhail ALESHIN	3:21.408	18	19	4.138	243.6
13	1	Rebellion Racing	Rebellion R13 - Gibson	LMP1	André LOTTERER	3:21.493	9	10	4.223	243.5
14	7	Toyota Gazoo Racing	Toyota TS050 - Hybrid	LMP1 H	Jose Maria LOPEZ	3:21.836	6	13	4.566	243.0
15	11	SMP Racing	BR Engineering BR1 - AER	LMP1	Vitaly PETROV	3:22.067	2	5	4.797	242.8
16	3	Rebellion Racing	Rebellion R13 - Gibson	LMP1	Thomas LAURENT	3:22.500	3	7	5.230	242.2
17	4	Bykolles Racing Team	Enso CLM P1/01 - Nismo	LMP1	Tom DILLMANN	3:22.505	2	9	5.235	242.2
18	3	Rebellion Racing	Rebellion R13 - Gibson	LMP1	Mathias BECHE	3:23.308	4	15	6.038	241.3
19	17	SMP Racing	BR Engineering BR1 - AER	LMP1	Matevos ISAAKYAN	3:24.731	6	9	7.461	239.6
20	4	Bykolles Racing Team	Enso CLM P1/01 - Nismo	LMP1	Dominik KRAIHAMER	3:24.857	8	9	7.587	239.5
21	48	Idec Sport	Oreca 07 - Gibson	LMP2	Paul Loup CHATIN	3:24.956	5	6	7.686	239.3
22	4	Bykolles Racing Team	Enso CLM P1/01 - Nismo	LMP1	Oliver WEBB	3:25.039	3	6	7.769	239.2
23	28	TDS Racing	Oreca 07 - Gibson	LMP2	Loïc DUVAL	3:25.240	3	10	7.970	239.0
24	11	SMP Racing	BR Engineering BR1 - AER	LMP1	Jenson BUTTON	3:25.806	2	5	8.536	238.3
25	5	CEFC TRSM Racing	Ginetta G60-LT-P1 - Mecachrome	LMP1	Leo ROUSSEL	3:26.246	8	9	8.976	237.8
26	26	G-Drive Racing	Oreca 07 - Gibson	LMP2	Jean-Eric VERGNE	3:26.447	2	9	9.177	237.6
27	31	Dragonspeed	Oreca 07 - Gibson	LMP2	Pastor MALDONADO	3:26.508	2	7	9.238	237.5
28	36	Signatech Alpine Matmut	Alpine A470 - Gibson	LMP2	Nicolas LAPIERRE	3:26.681	2	4	9.411	237.3
29	22	United Autosports	Ligier JSP217 - Gibson	LMP2	Filipe ALBUQUERQUE	3:26.772	2	5	9.502	237.2
30	36	Signatech Alpine Matmut	Alpine A470 - Gibson	LMP2	André NEGRÃO	3:27.063	12	16	9.793	236.9
31	37	Jackie Chan DC Racing	Oreca 07 - Gibson	LMP2	Jazeman JAAFAR	3:27.468	7	12	10.198	236.4
32	47	Cetilar Villorba Corse	Dallara P217 - Gibson	LMP2	Luis Felipe NASR	3:27.993	2	15	10.723	235.8
33	38	Jackie Chan DC Racing	Oreca 07 - Gibson	LMP2	Ho-Pin TUNG	3:27.999	13	13	10.729	235.8
34	29	Racing Team Nederland	Dallara P217 - Gibson	LMP2	Giedo VAN DER GARDE	3:28.556	10	11	11.286	235.2
35	35	SMP Racing	Dallara P217 - Gibson	LMP2	Norman NATO	3:28.629	14	15	11.359	235.1
36	23	Panis Barthez Competition	Ligier JSP217 - Gibson	LMP2	William STEVENS	3:29.421	6	14	12.151	234.2
37	39	Graff-SO24	Oreca 07 - Gibson	LMP2	Tristan GOMMENDY	3:29.860	2	5	12.590	233.7
38	26	G-Drive Racing	Oreca 07 - Gibson	LMP2	Andrea PIZZITOLA	3:30.088	9	10	12.818	233.5
39	48	Idec Sport	Oreca 07 - Gibson	LMP2	Memo ROJAS	3:30.236	7	8	12.966	233.3
40	26	G-Drive Racing	Oreca 07 - Gibson	LMP2	Roman RUSINOV	3:30.297	6	10	13.027	233.3
41	6	CEFC TRSM Racing	Ginetta G60-LT-P1 - Mecachrome	LMP1	Alex BRUNDLE	3:30.339	4	5	13.069	233.2
42	32	United Autosports	Ligier JSP217 - Gibson	LMP2	Juan Pablo MONTOYA	3:30.347	9	11	13.077	233.2
43	37	Jackie Chan DC Racing	Oreca 07 - Gibson	LMP2	Weiron TAN	3:30.384	2	8	13.114	233.2
44	5	CEFC TRSM Racing	Ginetta G60-LT-P1 - Mecachrome	LMP1	Michael SIMPSON	3:30.481	3	5	13.211	233.1
45	6	CEFC TRSM Racing	Ginetta G60-LT-P1 - Mecachrome	LMP1	Oliver ROWLAND	3:30.881	3	5	13.611	232.6
46	40	G-Drive Racing	Oreca 07 - Gibson	LMP2	Enzo GUIBERT	3:31.291	5	6	14.021	232.2
47	32	United Autosports	Ligier JSP217 - Gibson	LMP2	Will OWEN	3:31.383	4	6	14.113	232.1
48	22	United Autosports	Ligier JSP217 - Gibson	LMP2	Philip HANSON	3:31.751	3	9	14.481	231.7
49	47	Cetilar Villorba Corse	Dallara P217 - Gibson	LMP2	Giorgio SERNAGIOTTO	3:32.305	5	6	15.035	231.1
50	23	Panis Barthez Competition	Ligier JSP217 - Gibson	LMP2	Timothé BURET	3:32.409	7	7	15.139	230.9
51	23	Panis Barthez Competition	Ligier JSP217 - Gibson	LMP2	Julien CANAL	3:32.499	5	6	15.229	230.8
52	6	CEFC TRSM Racing	Ginetta G60-LT-P1 - Mecachrome	LMP1	Oliver TURVEY	3:32.501	6	7	15.231	230.8
53	39	Graff-SO24	Oreca 07 - Gibson	LMP2	Jonathan HIRSCHI	3:32.534	4	12	15.264	230.8
54	38	Jackie Chan DC Racing	Oreca 07 - Gibson	LMP2	Stéphane RICHELMI	3:32.600	4	7	15.330	230.7
55	28	TDS Racing	Oreca 07 - Gibson	LMP2	Mathieu VAXIVIERE	3:32.662	2	11	15.392	230.7
56	36	Signatech Alpine Matmut	Alpine A470 - Gibson	LMP2	Pierre THIRIET	3:32.822	2	8	15.552	230.5
57	48	Idec Sport	Oreca 07 - Gibson	LMP2	Paul LAFARGUE	3:32.901	4	5	15.631	230.4
58	22	United Autosports	Ligier JSP217 - Gibson	LMP2	Paul Di RESTA	3:33.186	6	10	15.916	230.1
59	37	Jackie Chan DC Racing	Oreca 07 - Gibson	LMP2	Nabil JEFFRY	3:33.418	2	6	16.148	229.8
60	44	Eurasia Motorsport	Ligier JSP217 - Gibson	LMP2	Andrea BERTOLINI	3:33.532	3	11	16.262	229.7
61	35	SMP Racing	Dallara P217 - Gibson	LMP2	Harrison NEWAY	3:33.540	5	8	16.270	229.7
62	34	Jackie Chan DC Racing	Ligier JSP217 - Gibson	LMP2	Ricky TAYLOR	3:33.755	3	5	16.485	229.5
63	39	Graff-SO24	Oreca 07 - Gibson	LMP2	Vincent CAPILLAIRE	3:33.888	7	12	16.618	229.3
64	40	G-Drive Racing	Oreca 07 - Gibson	LMP2	James ALLEN	3:34.435	4	5	17.165	228.8
65	5	CEFC TRSM Racing	Ginetta G60-LT-P1 - Mecachrome	LMP1	Charles ROBERTSON	3:34.625	3	6	17.355	228.6
66	32	United Autosports	Ligier JSP217 - Gibson	LMP2	Hugo DE SADELEER	3:34.981	8	9	17.711	228.2





FIA WEC

86^e Edition des 24 Heures du Mans

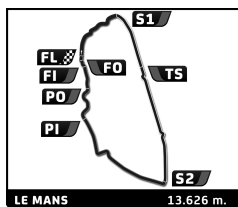
Qualifying Practice 1

Provisional Classification by Driver Fastest Lap



Nr	Team	Car	Class	Driver	Time	Lap	Total	Gap	Kph	
67	31 Dragonspeed	Oreca 07 - Gibson	LMP2	Roberto GONZALEZ	3:35.178	4	5	17.908	0.197	228.0
68	33 Jackie Chan DC Racing	Ligier JSP217 - Gibson	LMP2	David CHENG	3:35.237	2	5	17.967	0.059	227.9
69	40 G-Drive Racing	Oreca 07 - Gibson	LMP2	Jose GUTIERREZ	3:35.318	8	10	18.048	0.081	227.8
70	44 Eurasia Motorsport	Ligier JSP217 - Gibson	LMP2	Niclas JÖNSSON	3:35.385	6	9	18.115	0.067	227.7
71	38 Jackie Chan DC Racing	Oreca 07 - Gibson	LMP2	Gabriel AUBRY	3:35.663	4	7	18.393	0.278	227.5
72	31 Dragonspeed	Oreca 07 - Gibson	LMP2	Nathanaël BERTHON	3:35.763	5	6	18.493	0.100	227.3
73	35 SMP Racing	Dallara P217 - Gibson	LMP2	Victor SHAITAR	3:36.512	2	5	19.242	0.749	226.6
74	28 TDS Racing	Oreca 07 - Gibson	LMP2	François PERRODO	3:37.338	2	5	20.068	0.826	225.7
75	29 Racing Team Nederland	Dallara P217 - Gibson	LMP2	Jan LAMMERS	3:37.762	8	9	20.492	0.424	225.3
76	34 Jackie Chan DC Racing	Ligier JSP217 - Gibson	LMP2	Côme LEDOGAR	3:37.920	4	7	20.650	0.158	225.1
77	50 Larbre Competition	Ligier JSP217 - Gibson	LMP2	Romano RICCI	3:38.206	5	6	20.936	0.286	224.8
78	34 Jackie Chan DC Racing	Ligier JSP217 - Gibson	LMP2	David HEINEMIER-HANSSON	3:39.118	6	8	21.848	0.912	223.9
79	47 Cetilar Villorba Corse	Dallara P217 - Gibson	LMP2	Roberto LACORTE	3:39.798	6	7	22.528	0.680	223.2
80	29 Racing Team Nederland	Dallara P217 - Gibson	LMP2	Frits VAN EERD	3:40.300	8	10	23.030	0.502	222.7
81	10 Dragonspeed	BR Engineering BR1 - Gibson	LMP1	Henrik HEDMAN	3:40.425	4	6	23.155	0.125	222.5
82	33 Jackie Chan DC Racing	Ligier JSP217 - Gibson	LMP2	Nicholas BOUILLE	3:42.243	8	9	24.973	1.818	220.7
83	44 Eurasia Motorsport	Ligier JSP217 - Gibson	LMP2	Tracy KROHN	3:42.821	9	10	25.551	0.578	220.1
84	50 Larbre Competition	Ligier JSP217 - Gibson	LMP2	Erwin CREED	3:43.111	6	7	25.841	0.290	219.9
85	50 Larbre Competition	Ligier JSP217 - Gibson	LMP2	Thomas DAGONEAU	3:44.098	6	7	26.828	0.987	218.9
86	25 Algarve Pro Racing	Ligier JSP217 - Gibson	LMP2	Mark PATTERSON	3:44.177	3	10	26.907	0.079	218.8
87	33 Jackie Chan DC Racing	Ligier JSP217 - Gibson	LMP2	Pierre NICOLET	3:44.467	8	9	27.197	0.290	218.5
88	91 Porsche GT Team	Porsche 911 RSR	LMGTE Pro	Gianmaria BRUNI	3:47.504	2	2	30.234	3.037	215.6
89	92 Porsche GT Team	Porsche 911 RSR	LMGTE Pro	Michael CHRISTENSEN	3:49.097	2	7	31.827	1.593	214.1
90	25 Algarve Pro Racing	Ligier JSP217 - Gibson	LMP2	Ate DE JONG	3:49.161	5	10	31.891	0.064	214.1
91	66 Ford Chip Ganassi Team UK	Ford GT	LMGTE Pro	Olivier PLA	3:49.181	6	7	31.911	0.020	214.0
92	68 Ford Chip Ganassi Team USA	Ford GT	LMGTE Pro	Dirk MÜLLER	3:49.582	8	9	32.312	0.401	213.7
93	51 AF Corse	Ferrari 488 GTE EVO	LMGTE Pro	Alessandro PIER GUIDI	3:49.854	2	8	32.584	0.272	213.4
94	94 Porsche GT Team	Porsche 911 RSR	LMGTE Pro	Sven MÜLLER	3:50.089	7	8	32.819	0.235	213.2
95	93 Porsche GT Team	Porsche 911 RSR	LMGTE Pro	Patrick PILET	3:50.261	8	9	32.991	0.172	213.0
96	67 Ford Chip Ganassi Team UK	Ford GT	LMGTE Pro	Andy PRIAULX	3:50.429	2	13	33.159	0.168	212.9
97	82 BMW Team MTEK	BMW M8 GTE	LMGTE Pro	Antonio FELIX DA COSTA	3:50.579	10	11	33.309	0.150	212.7
98	69 Ford Chip Ganassi Team USA	Ford GT	LMGTE Pro	Richard WESTBROOK	3:50.593	4	10	33.323	0.014	212.7
99	81 BMW Team MTEK	BMW M8 GTE	LMGTE Pro	Nicky CATSBURG	3:50.596	8	9	33.326	0.003	212.7
100	71 AF Corse	Ferrari 488 GTE EVO	LMGTE Pro	Sam BIRD	3:50.669	2	9	33.399	0.073	212.7
101	88 Dempsey - Proton Racing	Porsche 911 RSR	LMGTE Am	Matteo CAIROLI	3:50.728	2	10	33.458	0.059	212.6
102	63 Corvette Racing - GM	Chevrolet Corvette C7.R	LMGTE Pro	Antonio GARCIA	3:50.789	6	7	33.519	0.061	212.5
103	64 Corvette Racing - GM	Chevrolet Corvette C7.R	LMGTE Pro	Tommy MILNER	3:50.952	5	12	33.682	0.163	212.4
104	92 Porsche GT Team	Porsche 911 RSR	LMGTE Pro	Laurens VANTHOOR	3:51.146	6	8	33.876	0.194	212.2
105	81 BMW Team MTEK	BMW M8 GTE	LMGTE Pro	Philipp ENG	3:51.322	2	5	34.052	0.176	212.1
106	68 Ford Chip Ganassi Team USA	Ford GT	LMGTE Pro	Sébastien BOURDAIS	3:51.406	5	6	34.136	0.084	212.0
107	67 Ford Chip Ganassi Team UK	Ford GT	LMGTE Pro	Harry TINCKNELL	3:51.549	5	6	34.279	0.143	211.8
108	77 Dempsey - Proton Racing	Porsche 911 RSR	LMGTE Am	Matt CAMPBELL	3:51.930	2	6	34.660	0.381	211.5
109	93 Porsche GT Team	Porsche 911 RSR	LMGTE Pro	Nick TANDY	3:51.992	3	5	34.722	0.062	211.4
110	25 Algarve Pro Racing	Ligier JSP217 - Gibson	LMP2	Tacksung KIM	3:52.035	3	8	34.765	0.043	211.4
111	94 Porsche GT Team	Porsche 911 RSR	LMGTE Pro	Romain DUMAS	3:52.042	3	5	34.772	0.007	211.4
112	52 AF Corse	Ferrari 488 GTE EVO	LMGTE Pro	Antonio GIOVINAZZI	3:52.112	2	11	34.842	0.070	211.3
113	66 Ford Chip Ganassi Team UK	Ford GT	LMGTE Pro	Billy JOHNSON	3:52.150	6	13	34.880	0.038	211.3
114	82 BMW Team MTEK	BMW M8 GTE	LMGTE Pro	Augusto FARFUS	3:52.306	6	8	35.036	0.156	211.2
115	97 Aston Martin Racing	Aston Martin Vantage AMR	LMGTE Pro	Alexander LYNN	3:52.486	2	5	35.216	0.180	211.0
116	92 Porsche GT Team	Porsche 911 RSR	LMGTE Pro	Kevin ESTRE	3:52.490	6	8	35.220	0.004	211.0
117	86 Gulf Racing	Porsche 911 RSR	LMGTE Am	Benjamin BARKER	3:52.517	2	9	35.247	0.027	211.0
118	54 Spirit of Race	Ferrari F488 GTE	LMGTE Am	Giancarlo FISICHELLA	3:52.756	2	8	35.486	0.239	210.8
119	64 Corvette Racing - GM	Chevrolet Corvette C7.R	LMGTE Pro	Marcel FÄSSLER	3:52.836	6	8	35.566	0.080	210.7
120	77 Dempsey - Proton Racing	Porsche 911 RSR	LMGTE Am	Julien ANDLAUER	3:52.942	8	10	35.672	0.106	210.6
121	56 Team Project 1	Porsche 911 RSR	LMGTE Am	Jörg BERGMEISTER	3:52.985	5	6	35.715	0.043	210.5
122	51 AF Corse	Ferrari 488 GTE EVO	LMGTE Pro	James CALADO	3:53.235	2	9	35.965	0.250	210.3
123	93 Porsche GT Team	Porsche 911 RSR	LMGTE Pro	Earl BAMBER	3:53.298	3	4	36.028	0.063	210.3
124	94 Porsche GT Team	Porsche 911 RSR	LMGTE Pro	Timo BERNHARD	3:53.479	2	8	36.209	0.181	210.1
125	51 AF Corse	Ferrari 488 GTE EVO	LMGTE Pro	Daniel SERRA	3:53.496	7	9	36.226	0.017	210.1
126	71 AF Corse	Ferrari 488 GTE EVO	LMGTE Pro	Davide RIGON	3:53.591	2	11	36.321	0.095	210.0
127	64 Corvette Racing - GM	Chevrolet Corvette C7.R	LMGTE Pro	Oliver GAVIN	3:53.637	3	7	36.367	0.046	210.0
128	69 Ford Chip Ganassi Team USA	Ford GT	LMGTE Pro	Ryan BRISCOE	3:53.769	4	6	36.499	0.132	209.8
129	68 Ford Chip Ganassi Team USA	Ford GT	LMGTE Pro	Joey HAND	3:53.849	4	7	36.579	0.080	209.8
130	97 Aston Martin Racing	Aston Martin Vantage AMR	LMGTE Pro	Maxime MARTIN	3:53.936	8	12	36.666	0.087	209.7
131	69 Ford Chip Ganassi Team USA	Ford GT	LMGTE Pro	Scott DIXON	3:53.981	4	5	36.711	0.045	209.6
132	85 Keating Motorsports	Ferrari F488 GTE	LMGTE Am	Jeroen BLEEKEMOLEN	3:54.000	6	7	36.730	0.019	209.6





FIA WEC

86^e Edition des 24 Heures du Mans

Qualifying Practice 1

Provisional Classification by Driver Fastest Lap



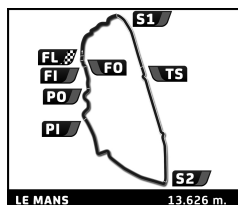
Nr	Team	Car	Class	Driver	Time	Lap	Total	Gap	Kph		
133	82	BMW Team MTEK	BMW M8 GTE	LMGTE Pro	Alexander SIMS	3:54.090	2	5	36.820	0.090	209.6
134	81	BMW Team MTEK	BMW M8 GTE	LMGTE Pro	Martin TOMCZYK	3:54.110	12	12	36.840	0.020	209.5
135	66	Ford Chip Ganassi Team UK	Ford GT	LMGTE Pro	Stefan MÜCKE	3:54.167	4	6	36.897	0.057	209.5
136	98	Aston Martin Racing	Aston Martin Vantage	LMGTE Am	Pedro LAMY	3:54.307	2	5	37.037	0.140	209.4
137	52	AF Corse	Ferrari 488 GTE EVO	LMGTE Pro	Luis Felipe DERANI	3:54.355	8	9	37.085	0.048	209.3
138	84	JMW Motorsport	Ferrari F488 GTE	LMGTE Am	Jeffrey SEGAL	3:54.384	6	13	37.114	0.029	209.3
139	71	AF Corse	Ferrari 488 GTE EVO	LMGTE Pro	Miguel MOLINA	3:54.456	4	7	37.186	0.072	209.2
140	95	Aston Martin Racing	Aston Martin Vantage AMR	LMGTE Pro	Marco SØRENSEN	3:54.780	11	16	37.510	0.324	208.9
141	95	Aston Martin Racing	Aston Martin Vantage AMR	LMGTE Pro	Nicki THIM	3:54.853	2	5	37.583	0.073	208.9
142	70	MR Racing	Ferrari F488 GTE	LMGTE Am	Olivier BERETTA	3:54.951	2	3	37.681	0.098	208.8
143	61	Clearwater Racing	Ferrari F488 GTE	LMGTE Am	Matthew GRIFFIN	3:55.076	2	9	37.806	0.125	208.7
144	52	AF Corse	Ferrari 488 GTE EVO	LMGTE Pro	Toni VILANDER	3:55.447	5	7	38.177	0.371	208.3
145	80	Ebimotors	Porsche 911 RSR	LMGTE Am	Fabio BABINI	3:55.569	10	11	38.299	0.122	208.2
146	90	TF Sport	Aston Martin Vantage	LMGTE Am	Charles EASTWOOD	3:55.661	6	7	38.391	0.092	208.2
147	63	Corvette Racing - GM	Chevrolet Corvette C7.R	LMGTE Pro	Mike ROCKENFELLER	3:56.046	3	7	38.776	0.385	207.8
148	86	Gulf Racing	Porsche 911 RSR	LMGTE Am	Alexander DAVISON	3:56.476	9	10	39.206	0.430	207.4
149	54	Spirit of Race	Ferrari F488 GTE	LMGTE Am	Francesco CASTELLACCI	3:56.634	11	11	39.364	0.158	207.3
150	95	Aston Martin Racing	Aston Martin Vantage AMR	LMGTE Pro	Darren TURNER	3:56.997	3	5	39.727	0.363	207.0
151	61	Clearwater Racing	Ferrari F488 GTE	LMGTE Am	Keita SAWA	3:57.820	5	13	40.550	0.823	206.3
152	85	Keating Motorsports	Ferrari F488 GTE	LMGTE Am	Luca STOLZ	3:57.973	4	5	40.703	0.153	206.1
153	97	Aston Martin Racing	Aston Martin Vantage AMR	LMGTE Pro	Jonathan ADAM	3:58.239	9	9	40.969	0.266	205.9
154	63	Corvette Racing - GM	Chevrolet Corvette C7.R	LMGTE Pro	Jan MAGNUSSEN	3:58.241	2	9	40.971	0.002	205.9
155	56	Team Project 1	Porsche 911 RSR	LMGTE Am	Patrick LINDSEY	3:58.497	3	6	41.227	0.256	205.7
156	77	Dempsey - Proton Racing	Porsche 911 RSR	LMGTE Am	Christian RIED	3:58.688	3	7	41.418	0.191	205.5
157	98	Aston Martin Racing	Aston Martin Vantage	LMGTE Am	Mathias LAUDA	3:59.000	9	11	41.730	0.312	205.2
158	70	MR Racing	Ferrari F488 GTE	LMGTE Am	Edward CHEEVER	3:59.283	9	9	42.013	0.283	205.0
159	90	TF Sport	Aston Martin Vantage	LMGTE Am	Euan HANKEY	3:59.485	5	6	42.215	0.202	204.8
160	98	Aston Martin Racing	Aston Martin Vantage	LMGTE Am	Paul DALLA LANA	3:59.911	2	10	42.641	0.426	204.5
161	67	Ford Chip Ganassi Team UK	Ford GT	LMGTE Pro	Tony KANAAN	4:00.362	4	5	43.092	0.451	204.1
162	88	Dempsey - Proton Racing	Porsche 911 RSR	LMGTE Am	Khaled AL QUBAISI	4:01.165	6	7	43.895	0.803	203.4
163	84	JMW Motorsport	Ferrari F488 GTE	LMGTE Am	Cooper MACNEIL	4:01.280	4	5	44.010	0.115	203.3
164	85	Keating Motorsports	Ferrari F488 GTE	LMGTE Am	Ben KEATING	4:02.031	4	6	44.761	0.751	202.7
165	90	TF Sport	Aston Martin Vantage	LMGTE Am	Salih YOLUC	4:02.381	5	8	45.111	0.350	202.4
166	56	Team Project 1	Porsche 911 RSR	LMGTE Am	Egidio PERFETTI	4:02.708	5	7	45.438	0.327	202.1
167	99	Proton Competition	Porsche 911 RSR	LMGTE Am	Patrick LONG	4:03.107	2	5	45.837	0.399	201.8
168	88	Dempsey - Proton Racing	Porsche 911 RSR	LMGTE Am	Giorgio RODA	4:03.232	7	8	45.962	0.125	201.7
169	86	Gulf Racing	Porsche 911 RSR	LMGTE Am	Michael WAINWRIGHT	4:03.594	3	5	46.324	0.362	201.4
170	70	MR Racing	Ferrari F488 GTE	LMGTE Am	Motoaki ISHIKAWA	4:03.798	13	14	46.528	0.204	201.2
171	99	Proton Competition	Porsche 911 RSR	LMGTE Am	Spencer PUMPELLE	4:04.119	3	5	46.849	0.321	200.9
172	61	Clearwater Racing	Ferrari F488 GTE	LMGTE Am	Weng Sun MOK	4:05.386	3	6	48.116	1.267	199.9
173	54	Spirit of Race	Ferrari F488 GTE	LMGTE Am	Thomas FLOHR	4:07.217	6	8	49.947	1.831	198.4
174	80	Ebimotors	Porsche 911 RSR	LMGTE Am	Christina NIELSEN	4:07.720	4	5	50.450	0.503	198.0
175	80	Ebimotors	Porsche 911 RSR	LMGTE Am	Erik MARIS	4:10.033	2	5	52.763	2.313	196.2
176	84	JMW Motorsport	Ferrari F488 GTE	LMGTE Am	Liam GRIFFIN	4:10.437	2	6	53.167	0.404	195.9
177	99	Proton Competition	Porsche 911 RSR	LMGTE Am	Timothy PAPPAS	4:26.122	2	2	1'08.852	15.685	184.3
10	Dragonspeed	BR Engineering BR1 - Gibson	LMP1	Renger VAN DER ZANDE							
91	Porsche GT Team	Porsche 911 RSR	LMGTE Pro	Frédéric MAKOWIECKI							
91	Porsche GT Team	Porsche 911 RSR	LMGTE Pro	Richard LIETZ							

Published at:

Track Temp: 15.56 °C Air Temp: 15.17 °C Track Status: **DRY**

Race Director:	Timekeeper:
----------------	-------------



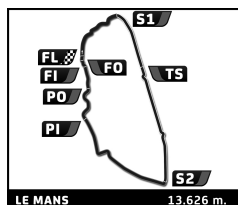


FIA WEC 86^e Edition des 24 Heures du Mans After Qualifying Practice 1

Provisional Classification by Driver Fastest Lap



Nr	Team	Class	Driver	Session 1		Session 2		Session 3		Session 4		Time	Gap	Kph
				Time	Lap	Time	Lap	Time	Lap	Time	Lap			
1	8 Toyota Gazoo Racing	LMP1 H	Kazuki NAKAJIMA	3:22.428	8 / 21	3:17.270	2 / 10					3:17.270		248.7
2	7 Toyota Gazoo Racing	LMP1 H	Kamui KOBAYASHI	3:18.718	12 / 16	3:17.377	2 / 10					3:17.377	0.107	248.5
3	8 Toyota Gazoo Racing	LMP1 H	Sébastien BUEMI	3:19.275	19 / 19	3:19.837	4 / 10					3:19.275	2.005	246.2
4	3 Rebellion Racing	LMP1	Thomas LAURENT	3:19.426	19 / 19	3:22.500	3 / 7					3:19.426	2.156	246.0
5	17 SMP Racing	LMP1	Stéphane SARRAZIN	3:21.557	15 / 19	3:19.483	3 / 10					3:19.483	2.213	245.9
6	7 Toyota Gazoo Racing	LMP1 H	Jose Maria LOPEZ	3:19.626	18 / 19	3:21.836	6 / 13					3:19.626	2.356	245.7
7	1 Rebellion Racing	LMP1	Bruno SENNA	3:21.549	14 / 14	3:19.662	5 / 6					3:19.662	2.392	245.7
8	3 Rebellion Racing	LMP1	Gustavo MENEZES	3:20.201	8 / 10	3:19.945	2 / 5					3:19.945	2.675	245.3
9	10 Dragonspeed	LMP1	Ben HANLEY	3:20.322	11 / 16	3:21.110	2 / 7					3:20.322	3.052	244.9
10	7 Toyota Gazoo Racing	LMP1 H	Mike CONWAY	3:20.723	11 / 19	3:20.392	3 / 10					3:20.392	3.122	244.8
11	17 SMP Racing	LMP1	Egor ORUDZHEV	3:23.475	11 / 12	3:20.423	3 / 5					3:20.423	3.153	244.8
12	8 Toyota Gazoo Racing	LMP1 H	Fernando ALONSO	3:21.437	4 / 15	3:20.991	8 / 11					3:20.991	3.721	244.1
13	1 Rebellion Racing	LMP1	Neel JANI	3:25.279	3 / 17	3:21.209	9 / 10					3:21.209	3.939	243.8
14	11 SMP Racing	LMP1	Jenson BUTTON	3:21.304	19 / 21	3:25.806	2 / 5					3:21.304	4.034	243.7
15	11 SMP Racing	LMP1	Mikhail ALESHIN	3:21.370	10 / 14	3:21.408	18 / 19					3:21.370	4.100	243.6
16	1 Rebellion Racing	LMP1	André LOTTERER	3:22.161	10 / 15	3:21.493	9 / 10					3:21.493	4.223	243.5
17	11 SMP Racing	LMP1	Vitaly PETROV	3:22.447	10 / 12	3:22.067	2 / 5					3:22.067	4.797	242.8
18	4 Bykolles Racing Team	LMP1	Tom DILLMANN	3:23.795	3 / 7	3:22.505	2 / 9					3:22.505	5.235	242.2
19	3 Rebellion Racing	LMP1	Mathias BECHE	3:22.840	8 / 10	3:23.308	4 / 15					3:22.840	5.570	241.8
20	17 SMP Racing	LMP1	Matevos ISAAKYAN	3:23.567	11 / 15	3:24.731	6 / 9					3:23.567	6.297	241.0
21	4 Bykolles Racing Team	LMP1	Dominik KRAIHAMER	3:27.219	10 / 15	3:24.857	8 / 9					3:24.857	7.587	239.5
22	48 Idec Sport	LMP2	Paul Loup CHATIN	3:27.054	4 / 9	3:24.956	5 / 6					3:24.956	7.686	239.3
23	4 Bykolles Racing Team	LMP1	Oliver WEBB	3:25.608	4 / 15	3:25.039	3 / 6					3:25.039	7.769	239.2
24	5 CEFC TRSM Racing	LMP1	Michael SIMPSON	3:25.203	5 / 11	3:30.481	3 / 5					3:25.203	7.933	239.0
25	28 TDS Racing	LMP2	Loïc DUVAL	3:27.817	18 / 20	3:25.240	3 / 10					3:25.240	7.970	239.0
26	10 Dragonspeed	LMP1	Ranger VAN DER ZANDE	3:25.891	8 / 9							3:25.891	8.621	238.3
27	5 CEFC TRSM Racing	LMP1	Leo ROUSSEL	3:29.965	2 / 4	3:26.246	8 / 9					3:26.246	8.976	237.8
28	26 G-Drive Racing	LMP2	Jean-Eric VERGNE	3:26.529	8 / 12	3:26.447	2 / 9					3:26.447	9.177	237.6
29	31 Dragonspeed	LMP2	Pastor MALDONADO	3:28.239	11 / 17	3:26.508	2 / 7					3:26.508	9.238	237.5
30	36 Signatech Alpine Matmut	LMP2	Nicolas LAPIERRE	3:33.439	5 / 8	3:26.681	2 / 4					3:26.681	9.411	237.3
31	22 United Autosports	LMP2	Filipe ALBUQUERQUE	3:28.284	16 / 17	3:26.772	2 / 5					3:26.772	9.502	237.2
32	36 Signatech Alpine Matmut	LMP2	André NEGRÃO	3:30.750	4 / 5	3:27.063	12 / 16					3:27.063	9.793	236.9
33	26 G-Drive Racing	LMP2	Andrea PIZZITOLA	3:27.332	17 / 20	3:30.088	9 / 10					3:27.332	10.062	236.6
34	37 Jackie Chan DC Racing	LMP2	Jazeman JAAFAR	3:29.135	10 / 11	3:27.468	7 / 12					3:27.468	10.198	236.4
35	47 Cetilar Villorba Corse	LMP2	Luis Felipe NASR	3:29.214	6 / 11	3:27.993	2 / 15					3:27.993	10.723	235.8
36	38 Jackie Chan DC Racing	LMP2	Ho-Pin TUNG	3:30.922	6 / 18	3:27.999	13 / 13					3:27.999	10.729	235.8
37	31 Dragonspeed	LMP2	Nathanaël BERTHON	3:28.178	4 / 9	3:35.763	5 / 6					3:28.178	10.908	235.6
38	39 Graff-SO24	LMP2	Tristan GOMMENDY	3:28.218	9 / 10	3:29.860	2 / 5					3:28.218	10.948	235.6
39	29 Racing Team Nederland	LMP2	Giedo VAN DER GARDE	3:31.465	12 / 16	3:28.556	10 / 11					3:28.556	11.286	235.2
40	35 SMP Racing	LMP2	Norman NATO	3:29.793	13 / 19	3:28.629	14 / 15					3:28.629	11.359	235.1
41	22 United Autosports	LMP2	Paul DI RESTA	3:29.055	13 / 18	3:33.186	6 / 10					3:29.055	11.785	234.6
42	26 G-Drive Racing	LMP2	Roman RUSINOV	3:29.079	8 / 20	3:30.297	6 / 10					3:29.079	11.809	234.6
43	40 G-Drive Racing	LMP2	James ALLEN	3:29.204	3 / 8	3:34.435	4 / 5					3:29.204	11.934	234.5
44	40 G-Drive Racing	LMP2	Enzo GUIBBERT	3:29.391	2 / 9	3:31.291	5 / 6					3:29.391	12.121	234.3
45	23 Panis Barthez Competition	LMP2	William STEVENS	3:30.168	5 / 13	3:29.421	6 / 14					3:29.421	12.151	234.2
46	47 Cetilar Villorba Corse	LMP2	Giorgio SERVAGIOTTO	3:29.990	14 / 17	3:32.305	5 / 6					3:29.990	12.720	233.6
47	28 TDS Racing	LMP2	Mathieu VAXIVIERE	3:30.004	5 / 13	3:32.662	2 / 11					3:30.004	12.734	233.6
48	48 Idec Sport	LMP2	Memo ROJAS	3:30.602	8 / 10	3:30.236	7 / 8					3:30.236	12.966	233.3
49	6 CEFC TRSM Racing	LMP1	Alex BRUNDLE			3:30.339	4 / 5					3:30.339	13.069	233.2
50	32 United Autosports	LMP2	Juan Pablo MONTOYA	3:31.710	6 / 21	3:30.347	9 / 11					3:30.347	13.077	233.2
51	37 Jackie Chan DC Racing	LMP2	Weiron TAN	3:30.705	9 / 10	3:30.384	2 / 8					3:30.384	13.114	233.2
52	40 G-Drive Racing	LMP2	Jose GUTIERREZ	3:30.712	4 / 15	3:35.318	8 / 10					3:30.712	13.442	232.8
53	6 CEFC TRSM Racing	LMP1	Oliver ROWLAND			3:30.881	3 / 5					3:30.881	13.611	232.6
54	32 United Autosports	LMP2	Hugo DE SADELEER	3:31.056	8 / 16	3:34.981	8 / 9					3:31.056	13.786	232.4
55	38 Jackie Chan DC Racing	LMP2	Gabriel AUBRY	3:31.175	5 / 6	3:35.663	4 / 7					3:31.175	13.905	232.3
56	23 Panis Barthez Competition	LMP2	Julien CANAL	3:31.183	2 / 15	3:32.499	5 / 6					3:31.183	13.913	232.3
57	36 Signatech Alpine Matmut	LMP2	Pierre THIRIET	3:31.309	4 / 11	3:32.822	2 / 8					3:31.309	14.039	232.1
58	32 United Autosports	LMP2	Will OWEN	3:31.596	8 / 13	3:31.383	4 / 6					3:31.383	14.113	232.1
59	22 United Autosports	LMP2	Philip HANSON	3:36.191	3 / 8	3:31.751	3 / 9					3:31.751	14.481	231.7
60	34 Jackie Chan DC Racing	LMP2	Ricky TAYLOR	3:31.837	11 / 12	3:33.755	3 / 5					3:31.837	14.567	231.6
61	23 Panis Barthez Competition	LMP2	Timothé BURET	3:32.317	13 / 15	3:32.409	7 / 7					3:32.317	15.047	231.0
62	6 CEFC TRSM Racing	LMP1	Oliver TURVEY	4:06.812	5 / 7	3:32.501	6 / 7					3:32.501	15.231	230.8
63	39 Graff-SO24	LMP2	Jonathan HIRSCHI			3:32.534	4 / 12					3:32.534	15.264	230.8
64	38 Jackie Chan DC Racing	LMP2	Stéphane RICHELMI	3:34.324	11 / 14	3:32.600	4 / 7					3:32.600	15.330	230.7

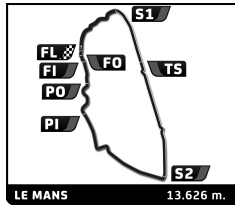


FIA WEC 86^e Edition des 24 Heures du Mans After Qualifying Practice 1

Provisional Classification by Driver Fastest Lap



Nr	Team	Class	Driver	Session 1		Session 2		Session 3		Session 4		Time	Gap	Kph
				Time	Lap	Time	Lap	Time	Lap	Time	Lap			
65	48 Idec Sport	LMP2	Paul LAFARGUE	3:32.990	16 / 18	3:32.901	4 / 5					3:32.901	15.631	230.4
66	34 Jackie Chan DC Racing	LMP2	Côme LEDOGAR	3:32.923	17 / 18	3:37.920	4 / 7					3:32.923	15.653	230.4
67	37 Jackie Chan DC Racing	LMP2	Nabil JEFFRI	3:36.575	2 / 3	3:33.418	2 / 6					3:33.418	16.148	229.8
68	44 Eurasia Motorsport	LMP2	Andrea BERTOLINI	3:34.062	5 / 10	3:33.532	3 / 11					3:33.532	16.262	229.7
69	35 SMP Racing	LMP2	Harrison NEWEY	3:35.675	8 / 10	3:33.540	5 / 8					3:33.540	16.270	229.7
70	35 SMP Racing	LMP2	Victor SHAITAR	3:33.683	10 / 15	3:36.512	2 / 5					3:33.683	16.413	229.6
71	10 Dragonspeed	LMP1	Henrik HEDMAN	3:33.830	17 / 19	3:40.425	4 / 6					3:33.830	16.560	229.4
72	39 Graff-SO24	LMP2	Vincent CAPILLAIRE			3:33.888	7 / 12					3:33.888	16.618	229.3
73	29 Racing Team Nederland	LMP2	Jan LAMMERS	3:34.283	8 / 11	3:37.762	8 / 9					3:34.283	17.013	228.9
74	5 CEFC TRSM Racing	LMP1	Charles ROBERTSON			3:34.625	3 / 6					3:34.625	17.355	228.6
75	31 Dragonspeed	LMP2	Roberto GONZALEZ	3:35.124	3 / 10	3:35.178	4 / 5					3:35.124	17.854	228.0
76	33 Jackie Chan DC Racing	LMP2	David CHENG	3:37.740	7 / 19	3:35.237	2 / 5					3:35.237	17.967	227.9
77	47 Cetilar Villorba Corse	LMP2	Roberto LACORTE	3:35.337	12 / 13	3:39.798	6 / 7					3:35.337	18.067	227.8
78	44 Eurasia Motorsport	LMP2	Niclas JÖNSSON	3:36.430	8 / 12	3:35.385	6 / 9					3:35.385	18.115	227.7
79	34 Jackie Chan DC Racing	LMP2	David CHENG	3:35.835	11 / 12	3:39.118	6 / 8					3:35.835	18.565	227.3
80	28 TDS Racing	LMP2	François PERRODO	3:36.688	15 / 18	3:37.338	2 / 5					3:36.688	19.418	226.4
81	50 Larbre Competition	LMP2	Romano RICCI	3:36.927	3 / 4	3:38.206	5 / 6					3:36.927	19.657	226.1
82	29 Racing Team Nederland	LMP2	Frits VAN EERD	3:37.219	9 / 21	3:40.300	8 / 10					3:37.219	19.949	225.8
83	33 Jackie Chan DC Racing	LMP2	Pierre NICOLET	3:37.463	14 / 17	3:44.467	8 / 9					3:37.463	20.193	225.6
84	33 Jackie Chan DC Racing	LMP2	Nicholas BOULLE	3:38.808	12 / 15	3:42.243	8 / 9					3:38.808	21.538	224.2
85	50 Larbre Competition	LMP2	Erwin CREED	3:41.564	5 / 7	3:43.111	6 / 7					3:41.564	24.294	221.4
86	25 Algarve Pro Racing	LMP2	Mark PATTERSON	3:42.404	5 / 9	3:44.177	3 / 10					3:42.404	25.134	220.6
87	44 Eurasia Motorsport	LMP2	Tracy KROHN	3:45.222	23 / 23	3:42.821	9 / 10					3:42.821	25.551	220.1
88	50 Larbre Competition	LMP2	Thomas DAGONEAU	3:43.714	5 / 13	3:44.098	6 / 7					3:43.714	26.444	219.3
89	25 Algarve Pro Racing	LMP2	Tacksung KIM	3:44.153	22 / 24	3:52.035	3 / 8					3:44.153	26.883	218.8
90	25 Algarve Pro Racing	LMP2	Ate DE JONG	3:44.184	16 / 18	3:49.161	5 / 10					3:44.184	26.914	218.8
91	91 Porsche GT Team	LMGTE Pro	Gianmaria BRUNI	3:50.862	7 / 12	3:47.504	2 / 2					3:47.504	30.234	215.6
92	92 Porsche GT Team	LMGTE Pro	Michael CHRISTENSEN	3:52.018	14 / 16	3:49.097	2 / 7					3:49.097	31.827	214.1
93	66 Ford Chip Ganassi Team UK	LMGTE Pro	Olivier PLA	3:51.498	9 / 19	3:49.181	6 / 7					3:49.181	31.911	214.0
94	68 Ford Chip Ganassi Team USA	LMGTE Pro	Dirk MÜLLER	3:51.776	9 / 9	3:49.582	8 / 9					3:49.582	32.312	213.7
95	51 AF Corse	LMGTE Pro	Alessandro PIER GUIDI	3:51.738	11 / 12	3:49.854	2 / 8					3:49.854	32.584	213.4
96	94 Porsche GT Team	LMGTE Pro	Sven MÜLLER	3:53.784	3 / 6	3:50.089	7 / 8					3:50.089	32.819	213.2
97	93 Porsche GT Team	LMGTE Pro	Patrick PILET	3:50.121	10 / 13	3:50.261	8 / 9					3:50.121	32.851	213.2
98	67 Ford Chip Ganassi Team UK	LMGTE Pro	Andy PRIAULX	3:52.692	12 / 15	3:50.429	2 / 13					3:50.429	33.159	212.9
99	82 BMW Team MTEK	LMGTE Pro	Antonio FELIX DA COSTA	3:54.237	6 / 14	3:50.579	10 / 11					3:50.579	33.309	212.7
100	69 Ford Chip Ganassi Team USA	LMGTE Pro	Richard WESTBROOK	3:51.898	8 / 8	3:50.593	4 / 10					3:50.593	33.323	212.7
101	81 BMW Team MTEK	LMGTE Pro	Nicky CATSBURG	3:54.849	14 / 15	3:50.596	8 / 9					3:50.596	33.326	212.7
102	71 AF Corse	LMGTE Pro	Sam BIRD	3:52.342	2 / 5	3:50.669	2 / 9					3:50.669	33.399	212.7
103	88 Dempsey - Proton Racing	LMGTE Am	Matteo CAIROLI	3:52.903	13 / 14	3:50.728	2 / 10					3:50.728	33.458	212.6
104	63 Corvette Racing - GM	LMGTE Pro	Antonio GARCIA	3:53.397	9 / 10	3:50.789	6 / 7					3:50.789	33.519	212.5
105	92 Porsche GT Team	LMGTE Pro	Laurens VANTHOOR	3:50.859	12 / 21	3:51.146	6 / 8					3:50.859	33.589	212.5
106	91 Porsche GT Team	LMGTE Pro	Frédéric MAKOWIECKI	3:50.908	16 / 17							3:50.908	33.638	212.4
107	64 Corvette Racing - GM	LMGTE Pro	Tommy MILNER	3:53.220	16 / 17	3:50.952	5 / 12					3:50.952	33.682	212.4
108	81 BMW Team MTEK	LMGTE Pro	Philipp ENG	3:54.663	13 / 15	3:51.322	2 / 5					3:51.322	34.052	212.1
109	68 Ford Chip Ganassi Team USA	LMGTE Pro	Sébastien BOURDAIS	3:53.408	5 / 12	3:51.406	5 / 6					3:51.406	34.136	212.0
110	71 AF Corse	LMGTE Pro	Miguel MOLINA	3:51.521	19 / 20	3:54.456	4 / 7					3:51.521	34.251	211.9
111	67 Ford Chip Ganassi Team UK	LMGTE Pro	Harry TINCKNELL	3:52.901	17 / 18	3:51.549	5 / 6					3:51.549	34.279	211.8
112	92 Porsche GT Team	LMGTE Pro	Kevin ESTRE	3:51.553	7 / 8	3:52.490	6 / 8					3:51.553	34.283	211.8
113	94 Porsche GT Team	LMGTE Pro	Romain DUMAS	3:51.695	8 / 13	3:52.042	3 / 5					3:51.695	34.425	211.7
114	77 Dempsey - Proton Racing	LMGTE Am	Matt CAMPBELL	3:54.004	10 / 15	3:51.930	2 / 6					3:51.930	34.660	211.5
115	93 Porsche GT Team	LMGTE Pro	Nick TANDY	3:52.376	4 / 9	3:51.992	3 / 5					3:51.992	34.722	211.4
116	52 AF Corse	LMGTE Pro	Antonio GIOVINAZZI	3:52.944	7 / 14	3:52.112	2 / 11					3:52.112	34.842	211.3
117	71 AF Corse	LMGTE Pro	Davide RIGON	3:52.141	18 / 23	3:53.591	2 / 11					3:52.141	34.871	211.3
118	66 Ford Chip Ganassi Team UK	LMGTE Pro	Billy JOHNSON	3:52.941	2 / 10	3:52.150	6 / 13					3:52.150	34.880	211.3
119	82 BMW Team MTEK	LMGTE Pro	Augusto FARFUS	3:53.677	21 / 22	3:52.306	6 / 8					3:52.306	35.036	211.2
120	66 Ford Chip Ganassi Team UK	LMGTE Pro	Stefan MÜCKE	3:52.382	9 / 10	3:54.167	4 / 6					3:52.382	35.112	211.1
121	68 Ford Chip Ganassi Team USA	LMGTE Pro	Joey HAND	3:52.404	8 / 16	3:53.849	4 / 7					3:52.404	35.134	211.1
122	97 Aston Martin Racing	LMGTE Pro	Alexander LYNN	3:54.768	10 / 15	3:52.486	2 / 5					3:52.486	35.216	211.0
123	86 Gulf Racing	LMGTE Am	Benjamin BARKER	3:53.834	6 / 17	3:52.517	2 / 9					3:52.517	35.247	211.0
124	93 Porsche GT Team	LMGTE Pro	Earl BAMBER	3:52.656	8 / 17	3:53.298	3 / 4					3:52.656	35.386	210.8
125	51 AF Corse	LMGTE Pro	Daniel SERRA	3:52.679	7 / 10	3:53.496	7 / 9					3:52.679	35.409	210.8
126	91 Porsche GT Team	LMGTE Pro	Richard LIETZ	3:52.726	4 / 16							3:52.726	35.456	210.8
127	54 Spirit of Race	LMGTE Am	Giancarlo FISICHELLA	3:53.976	16 / 20	3:52.756	2 / 8					3:52.756	35.486	210.8
128	64 Corvette Racing - GM	LMGTE Pro	Marcel FÄSSLER	3:53.048	14 / 16	3:52.836	6 / 8					3:52.836	35.566	210.7



FIA WEC 86^e Edition des 24 Heures du Mans After Qualifying Practice 1

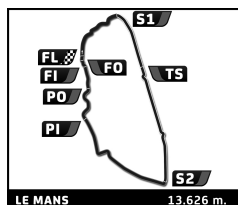
Provisional Classification by Driver Fastest Lap



Nr	Team	Class	Driver	Session 1		Session 2		Session 3		Session 4		Time	Gap	Kph
				Time	Lap	Time	Lap	Time	Lap	Time	Lap			
129	77 Dempsey - Proton Racing	LMGTE Am	Julien ANDLAUER	3:54.277	10 / 14	3:52.942	8 / 10					3:52.942	35.672	210.6
130	94 Porsche GT Team	LMGTE Pro	Timo BERNHARD	3:52.970	22 / 23	3:53.479	2 / 8					3:52.970	35.700	210.6
131	56 Team Project 1	LMGTE Am	Jörg BERGMEISTER	3:54.133	18 / 19	3:52.985	5 / 6					3:52.985	35.715	210.5
132	69 Ford Chip Ganassi Team USA	LMGTE Pro	Ryan BRISCOE	3:53.179	7 / 11	3:53.769	4 / 6					3:53.179	35.909	210.4
133	51 AF Corse	LMGTE Pro	James CALADO	3:54.043	7 / 12	3:53.235	2 / 9					3:53.235	35.965	210.3
134	67 Ford Chip Ganassi Team UK	LMGTE Pro	Tony KANAAN	3:53.428	13 / 14	4:00.362	4 / 5					3:53.428	36.158	210.1
135	63 Corvette Racing - GM	LMGTE Pro	Jan MAGNUSSEN	3:53.513	7 / 8	3:58.241	2 / 9					3:53.513	36.243	210.1
136	64 Corvette Racing - GM	LMGTE Pro	Oliver GAVIN	3:53.839	12 / 14	3:53.637	3 / 7					3:53.637	36.367	210.0
137	97 Aston Martin Racing	LMGTE Pro	Maxime MARTIN	3:53.727	11 / 12	3:53.936	8 / 12					3:53.727	36.457	209.9
138	69 Ford Chip Ganassi Team USA	LMGTE Pro	Scott DIXON	3:53.835	4 / 11	3:53.981	4 / 5					3:53.835	36.565	209.8
139	85 Keating Motorsports	LMGTE Am	Jeroen BLEEKEMOLEN	3:55.845	9 / 17	3:54.000	6 / 7					3:54.000	36.730	209.6
140	82 BMW Team MTEK	LMGTE Pro	Alexander SIMS	3:55.704	5 / 7	3:54.090	2 / 5					3:54.090	36.820	209.6
141	81 BMW Team MTEK	LMGTE Pro	Martin TOMCZYK	3:56.117	8 / 9	3:54.110	12 / 12					3:54.110	36.840	209.5
142	63 Corvette Racing - GM	LMGTE Pro	Mike ROCKENFELLER	3:54.131	25 / 28	3:56.046	3 / 7					3:54.131	36.861	209.5
143	98 Aston Martin Racing	LMGTE Am	Pedro LAMY	3:55.792	11 / 14	3:54.307	2 / 5					3:54.307	37.037	209.4
144	52 AF Corse	LMGTE Pro	Luis Felipe DERANI	3:54.600	14 / 16	3:54.355	8 / 9					3:54.355	37.085	209.3
145	84 JMW Motorsport	LMGTE Am	Jeffrey SEGAL	3:57.016	5 / 14	3:54.384	6 / 13					3:54.384	37.114	209.3
146	90 TF Sport	LMGTE Am	Euan HANKEY	3:54.527	12 / 18	3:59.485	5 / 6					3:54.527	37.257	209.2
147	95 Aston Martin Racing	LMGTE Pro	Nicki THIMM	3:54.530	18 / 28	3:54.853	2 / 5					3:54.530	37.260	209.2
148	95 Aston Martin Racing	LMGTE Pro	Marco SØRENSEN	3:55.308	13 / 14	3:54.780	11 / 16					3:54.780	37.510	208.9
149	52 AF Corse	LMGTE Pro	Toni VILANDER	3:54.845	21 / 21	3:55.447	5 / 7					3:54.845	37.575	208.9
150	70 MR Racing	LMGTE Am	Olivier BERETTA	3:56.158	9 / 19	3:54.951	2 / 3					3:54.951	37.681	208.8
151	61 Clearwater Racing	LMGTE Am	Matthew GRIFFIN	3:56.049	7 / 17	3:55.076	2 / 9					3:55.076	37.806	208.7
152	54 Spirit of Race	LMGTE Am	Francesco CASTELLACCI	3:55.116	9 / 10	3:56.634	11 / 11					3:55.116	37.846	208.6
153	95 Aston Martin Racing	LMGTE Pro	Darren TURNER	3:55.313	10 / 11	3:56.997	3 / 5					3:55.313	38.043	208.5
154	80 Ebimotors	LMGTE Am	Fabio BABINI	3:58.059	3 / 7	3:55.569	10 / 11					3:55.569	38.299	208.2
155	86 Gulf Racing	LMGTE Am	Alexander DAVISON	3:55.598	6 / 9	3:56.476	9 / 10					3:55.598	38.328	208.2
156	90 TF Sport	LMGTE Am	Charles EASTWOOD	3:56.992	6 / 8	3:55.661	6 / 7					3:55.661	38.391	208.2
157	85 Keating Motorsports	LMGTE Am	Luca STOLZ	3:56.631	6 / 14	3:57.973	4 / 5					3:56.631	39.361	207.3
158	99 Proton Competition	LMGTE Am	Spencer PUMPELLY	3:56.674	5 / 6	4:04.119	3 / 5					3:56.674	39.404	207.3
159	99 Proton Competition	LMGTE Am	Patrick LONG	3:56.831	12 / 15	4:03.107	2 / 5					3:56.831	39.561	207.1
160	56 Team Project 1	LMGTE Am	Patrick LINDSEY	3:56.893	9 / 11	3:58.497	3 / 6					3:56.893	39.623	207.1
161	97 Aston Martin Racing	LMGTE Pro	Jonathan ADAM	3:57.253	9 / 23	3:58.239	9 / 9					3:57.253	39.983	206.8
162	88 Dempsey - Proton Racing	LMGTE Am	Giorgio RODA	3:57.630	9 / 17	4:03.232	7 / 8					3:57.630	40.360	206.4
163	70 MR Racing	LMGTE Am	Edward CHEEVER	3:57.746	8 / 14	3:59.283	9 / 9					3:57.746	40.476	206.3
164	61 Clearwater Racing	LMGTE Am	Keita SAWA	3:58.461	3 / 4	3:57.820	5 / 13					3:57.820	40.550	206.3
165	98 Aston Martin Racing	LMGTE Am	Mathias LAUDA	3:58.032	11 / 14	3:59.000	9 / 11					3:58.032	40.762	206.1
166	77 Dempsey - Proton Racing	LMGTE Am	Christian RIED	3:58.628	12 / 15	3:58.688	3 / 7					3:58.628	41.358	205.6
167	56 Team Project 1	LMGTE Am	Egidio PERFETTI	3:58.830	12 / 13	4:02.708	5 / 7					3:58.830	41.560	205.4
168	88 Dempsey - Proton Racing	LMGTE Am	Khaled AL QUBAISI	3:59.027	14 / 18	4:01.165	6 / 7					3:59.027	41.757	205.2
169	98 Aston Martin Racing	LMGTE Am	Paul DALLA LANA	4:00.514	3 / 14	3:59.911	2 / 10					3:59.911	42.641	204.5
170	54 Spirit of Race	LMGTE Am	Thomas FLOHR	3:59.992	8 / 21	4:07.217	6 / 8					3:59.992	42.722	204.4
171	80 Ebimotors	LMGTE Am	Christina NIELSEN	4:00.499	14 / 16	4:07.720	4 / 5					4:00.499	43.229	204.0
172	84 JMW Motorsport	LMGTE Am	Cooper MACNEIL	4:01.115	13 / 14	4:01.280	4 / 5					4:01.115	43.845	203.4
173	86 Gulf Racing	LMGTE Am	Michael WAINWRIGHT	4:01.315	10 / 11	4:03.594	3 / 5					4:01.315	44.045	203.3
174	90 TF Sport	LMGTE Am	Salih YOLUC	4:01.401	10 / 15	4:02.381	5 / 8					4:01.401	44.131	203.2
175	85 Keating Motorsports	LMGTE Am	Ben KEATING	4:03.676	4 / 7	4:02.031	4 / 6					4:02.031	44.761	202.7
176	84 JMW Motorsport	LMGTE Am	Liam GRIFFIN	4:02.654	13 / 14	4:10.437	2 / 6					4:02.654	45.384	202.2
177	70 MR Racing	LMGTE Am	Motoaki ISHIKAWA	4:02.698	13 / 14	4:03.798	13 / 14					4:02.698	45.428	202.1
178	80 Ebimotors	LMGTE Am	Erik MARIS	4:03.248	16 / 16	4:10.033	2 / 5					4:03.248	45.978	201.7
179	61 Clearwater Racing	LMGTE Am	Weng Sun MOK	4:05.351	13 / 19	4:05.386	3 / 6					4:05.351	48.081	199.9
180	99 Proton Competition	LMGTE Am	Timothy PAPPAS	4:10.438	10 / 15	4:26.122	2 / 2					4:10.438	53.168	195.9

Published at:

Race Director:	Timekeeper:
----------------	-------------

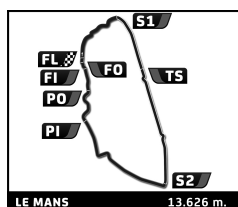


FIA WEC 86^e Edition des 24 Heures du Mans After Qualifying Practice 1

Provisional Classification by Driver Fastest Lap



Nr	Team	Class	Driver	Session 1		Session 2		Session 3		Session 4		Time	Gap	Kph
				Time	Lap	Time	Lap	Time	Lap	Time	Lap			
1	8 Toyota Gazoo Racing	LMP1 H	Kazuki NAKAJIMA	3:22.428	8 / 21	3:17.270	2 / 10					3:17.270		248.7
2	7 Toyota Gazoo Racing	LMP1 H	Kamui KOBAYASHI	3:18.718	12 / 16	3:17.377	2 / 10					3:17.377	0.107	248.5
3	8 Toyota Gazoo Racing	LMP1 H	Sébastien BUEMI	3:19.275	19 / 19	3:19.837	4 / 10					3:19.275	2.005	246.2
4	3 Rebellion Racing	LMP1	Thomas LAURENT	3:19.426	19 / 19	3:22.500	3 / 7					3:19.426	2.156	246.0
5	17 SMP Racing	LMP1	Stéphane SARRAZIN	3:21.557	15 / 19	3:19.483	3 / 10					3:19.483	2.213	245.9
6	7 Toyota Gazoo Racing	LMP1 H	Jose Maria LOPEZ	3:19.626	18 / 19	3:21.836	6 / 13					3:19.626	2.356	245.7
7	1 Rebellion Racing	LMP1	Bruno SENNA	3:21.549	14 / 14	3:19.662	5 / 6					3:19.662	2.392	245.7
8	3 Rebellion Racing	LMP1	Gustavo MENEZES	3:20.201	8 / 10	3:19.945	2 / 5					3:19.945	2.675	245.3
9	10 Dragonspeed	LMP1	Ben HANLEY	3:20.322	11 / 16	3:21.110	2 / 7					3:20.322	3.052	244.9
10	7 Toyota Gazoo Racing	LMP1 H	Mike CONWAY	3:20.723	11 / 19	3:20.392	3 / 10					3:20.392	3.122	244.8
11	17 SMP Racing	LMP1	Egor ORUDZHEV	3:23.475	11 / 12	3:20.423	3 / 5					3:20.423	3.153	244.8
12	8 Toyota Gazoo Racing	LMP1 H	Fernando ALONSO	3:21.437	4 / 15	3:20.991	8 / 11					3:20.991	3.721	244.1
13	1 Rebellion Racing	LMP1	Neel JANI	3:25.279	3 / 17	3:21.209	9 / 10					3:21.209	3.939	243.8
14	11 SMP Racing	LMP1	Jenson BUTTON	3:21.304	19 / 21	3:25.806	2 / 5					3:21.304	4.034	243.7
15	11 SMP Racing	LMP1	Mikhail ALESHIN	3:21.370	10 / 14	3:21.408	18 / 19					3:21.370	4.100	243.6
16	1 Rebellion Racing	LMP1	André LOTTERER	3:22.161	10 / 15	3:21.493	9 / 10					3:21.493	4.223	243.5
17	11 SMP Racing	LMP1	Vitaly PETROV	3:22.447	10 / 12	3:22.067	2 / 5					3:22.067	4.797	242.8
18	4 Bykolles Racing Team	LMP1	Tom DILLMANN	3:23.795	3 / 7	3:22.505	2 / 9					3:22.505	5.235	242.2
19	3 Rebellion Racing	LMP1	Mathias BECHE	3:22.840	8 / 10	3:23.308	4 / 15					3:22.840	5.570	241.8
20	17 SMP Racing	LMP1	Matevos ISAAKYAN	3:23.567	11 / 15	3:24.731	6 / 9					3:23.567	6.297	241.0
21	4 Bykolles Racing Team	LMP1	Dominik KRAIHAMER	3:27.219	10 / 15	3:24.857	8 / 9					3:24.857	7.587	239.5
22	48 Idec Sport	LMP2	Paul Loup CHATIN	3:27.054	4 / 9	3:24.956	5 / 6					3:24.956	7.686	239.3
23	4 Bykolles Racing Team	LMP1	Oliver WEBB	3:25.608	4 / 15	3:25.039	3 / 6					3:25.039	7.769	239.2
24	5 CEFC TRSM Racing	LMP1	Michael SIMPSON	3:25.203	5 / 11	3:30.481	3 / 5					3:25.203	7.933	239.0
25	28 TDS Racing	LMP2	Loïc DUVAL	3:27.817	18 / 20	3:25.240	3 / 10					3:25.240	7.970	239.0
26	10 Dragonspeed	LMP1	Ranger VAN DER ZANDE	3:25.891	8 / 9							3:25.891	8.621	238.3
27	5 CEFC TRSM Racing	LMP1	Leo ROUSSEL	3:29.965	2 / 4	3:26.246	8 / 9					3:26.246	8.976	237.8
28	26 G-Drive Racing	LMP2	Jean-Eric VERGNE	3:26.529	8 / 12	3:26.447	2 / 9					3:26.447	9.177	237.6
29	31 Dragonspeed	LMP2	Pastor MALDONADO	3:28.239	11 / 17	3:26.508	2 / 7					3:26.508	9.238	237.5
30	36 Signatech Alpine Matmut	LMP2	Nicolas LAPIERRE	3:33.439	5 / 8	3:26.681	2 / 4					3:26.681	9.411	237.3
31	22 United Autosports	LMP2	Filipe ALBUQUERQUE	3:28.284	16 / 17	3:26.772	2 / 5					3:26.772	9.502	237.2
32	36 Signatech Alpine Matmut	LMP2	André NEGRÃO	3:30.750	4 / 5	3:27.063	12 / 16					3:27.063	9.793	236.9
33	26 G-Drive Racing	LMP2	Andrea PIZZITOLA	3:27.332	17 / 20	3:30.088	9 / 10					3:27.332	10.062	236.6
34	37 Jackie Chan DC Racing	LMP2	Jazeman JAAFAR	3:29.135	10 / 11	3:27.468	7 / 12					3:27.468	10.198	236.4
35	47 Cetilar Villorba Corse	LMP2	Luis Felipe NASR	3:29.214	6 / 11	3:27.993	2 / 15					3:27.993	10.723	235.8
36	38 Jackie Chan DC Racing	LMP2	Ho-Pin TUNG	3:30.922	6 / 18	3:27.999	13 / 13					3:27.999	10.729	235.8
37	31 Dragonspeed	LMP2	Nathanaël BERTHON	3:28.178	4 / 9	3:35.763	5 / 6					3:28.178	10.908	235.6
38	39 Graff-SO24	LMP2	Tristan GOMMENDY	3:28.218	9 / 10	3:29.860	2 / 5					3:28.218	10.948	235.6
39	29 Racing Team Nederland	LMP2	Giedo VAN DER GARDE	3:31.465	12 / 16	3:28.556	10 / 11					3:28.556	11.286	235.2
40	35 SMP Racing	LMP2	Norman NATO	3:29.793	13 / 19	3:28.629	14 / 15					3:28.629	11.359	235.1
41	22 United Autosports	LMP2	Paul DI RESTA	3:29.055	13 / 18	3:33.186	6 / 10					3:29.055	11.785	234.6
42	26 G-Drive Racing	LMP2	Roman RUSINOV	3:29.079	8 / 20	3:30.297	6 / 10					3:29.079	11.809	234.6
43	40 G-Drive Racing	LMP2	James ALLEN	3:29.204	3 / 8	3:34.435	4 / 5					3:29.204	11.934	234.5
44	40 G-Drive Racing	LMP2	Enzo GUIBBERT	3:29.391	2 / 9	3:31.291	5 / 6					3:29.391	12.121	234.3
45	23 Panis Barthez Competition	LMP2	William STEVENS	3:30.168	5 / 13	3:29.421	6 / 14					3:29.421	12.151	234.2
46	47 Cetilar Villorba Corse	LMP2	Giorgio SERVAGIOTTO	3:29.990	14 / 17	3:32.305	5 / 6					3:29.990	12.720	233.6
47	28 TDS Racing	LMP2	Mathieu VAXIVIERE	3:30.004	5 / 13	3:32.662	2 / 11					3:30.004	12.734	233.6
48	48 Idec Sport	LMP2	Memo ROJAS	3:30.602	8 / 10	3:30.236	7 / 8					3:30.236	12.966	233.3
49	6 CEFC TRSM Racing	LMP1	Alex BRUNDLE			3:30.339	4 / 5					3:30.339	13.069	233.2
50	32 United Autosports	LMP2	Juan Pablo MONTOYA	3:31.710	6 / 21	3:30.347	9 / 11					3:30.347	13.077	233.2
51	37 Jackie Chan DC Racing	LMP2	Weiron TAN	3:30.705	9 / 10	3:30.384	2 / 8					3:30.384	13.114	233.2
52	40 G-Drive Racing	LMP2	Jose GUTIERREZ	3:30.712	4 / 15	3:35.318	8 / 10					3:30.712	13.442	232.8
53	6 CEFC TRSM Racing	LMP1	Oliver ROWLAND			3:30.881	3 / 5					3:30.881	13.611	232.6
54	32 United Autosports	LMP2	Hugo DE SADELEER	3:31.056	8 / 16	3:34.981	8 / 9					3:31.056	13.786	232.4
55	38 Jackie Chan DC Racing	LMP2	Gabriel AUBRY	3:31.175	5 / 6	3:35.663	4 / 7					3:31.175	13.905	232.3
56	23 Panis Barthez Competition	LMP2	Julien CANAL	3:31.183	2 / 15	3:32.499	5 / 6					3:31.183	13.913	232.3
57	36 Signatech Alpine Matmut	LMP2	Pierre THIRIET	3:31.309	4 / 11	3:32.822	2 / 8					3:31.309	14.039	232.1
58	32 United Autosports	LMP2	Will OWEN	3:31.596	8 / 13	3:31.383	4 / 6					3:31.383	14.113	232.1
59	22 United Autosports	LMP2	Philip HANSON	3:36.191	3 / 8	3:31.751	3 / 9					3:31.751	14.481	231.7
60	34 Jackie Chan DC Racing	LMP2	Ricky TAYLOR	3:31.837	11 / 12	3:33.755	3 / 5					3:31.837	14.567	231.6
61	23 Panis Barthez Competition	LMP2	Timothé BURET	3:32.317	13 / 15	3:32.409	7 / 7					3:32.317	15.047	231.0
62	6 CEFC TRSM Racing	LMP1	Oliver TURVEY	4:06.812	5 / 7	3:32.501	6 / 7					3:32.501	15.231	230.8
63	39 Graff-SO24	LMP2	Jonathan HIRSCHI			3:32.534	4 / 12					3:32.534	15.264	230.8
64	38 Jackie Chan DC Racing	LMP2	Stéphane RICHELMI	3:34.324	11 / 14	3:32.600	4 / 7					3:32.600	15.330	230.7

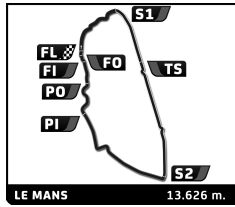


FIA WEC 86^e Edition des 24 Heures du Mans After Qualifying Practice 1

Provisional Classification by Driver Fastest Lap



Nr	Team	Class	Driver	Session 1		Session 2		Session 3		Session 4		Time	Gap	Kph
				Time	Lap	Time	Lap	Time	Lap	Time	Lap			
65	48 Idec Sport	LMP2	Paul LAFARGUE	3:32.990	16 / 18	3:32.901	4 / 5					3:32.901	15.631	230.4
66	34 Jackie Chan DC Racing	LMP2	Côme LEDOGAR	3:32.923	17 / 18	3:37.920	4 / 7					3:32.923	15.653	230.4
67	37 Jackie Chan DC Racing	LMP2	Nabil JEFFRI	3:36.575	2 / 3	3:33.418	2 / 6					3:33.418	16.148	229.8
68	44 Eurasia Motorsport	LMP2	Andrea BERTOLINI	3:34.062	5 / 10	3:33.532	3 / 11					3:33.532	16.262	229.7
69	35 SMP Racing	LMP2	Harrison NEWEY	3:35.675	8 / 10	3:33.540	5 / 8					3:33.540	16.270	229.7
70	35 SMP Racing	LMP2	Victor SHAITAR	3:33.683	10 / 15	3:36.512	2 / 5					3:33.683	16.413	229.6
71	10 Dragonspeed	LMP1	Henrik HEDMAN	3:33.830	17 / 19	3:40.425	4 / 6					3:33.830	16.560	229.4
72	39 Graff-SO24	LMP2	Vincent CAPILLAIRE			3:33.888	7 / 12					3:33.888	16.618	229.3
73	29 Racing Team Nederland	LMP2	Jan LAMMERS	3:34.283	8 / 11	3:37.762	8 / 9					3:34.283	17.013	228.9
74	5 CEFC TRSM Racing	LMP1	Charles ROBERTSON			3:34.625	3 / 6					3:34.625	17.355	228.6
75	31 Dragonspeed	LMP2	Roberto GONZALEZ	3:35.124	3 / 10	3:35.178	4 / 5					3:35.124	17.854	228.0
76	33 Jackie Chan DC Racing	LMP2	David CHENG	3:37.740	7 / 19	3:35.237	2 / 5					3:35.237	17.967	227.9
77	47 Cetilar Villorba Corse	LMP2	Roberto LACORTE	3:35.337	12 / 13	3:39.798	6 / 7					3:35.337	18.067	227.8
78	44 Eurasia Motorsport	LMP2	Niclas JÖNSSON	3:36.430	8 / 12	3:35.385	6 / 9					3:35.385	18.115	227.7
79	34 Jackie Chan DC Racing	LMP2	David CHENG	3:35.835	11 / 12	3:39.118	6 / 8					3:35.835	18.565	227.3
80	28 TDS Racing	LMP2	François PERRODO	3:36.688	15 / 18	3:37.338	2 / 5					3:36.688	19.418	226.4
81	50 Larbre Competition	LMP2	Romano RICCI	3:36.927	3 / 4	3:38.206	5 / 6					3:36.927	19.657	226.1
82	29 Racing Team Nederland	LMP2	Frits VAN EERD	3:37.219	9 / 21	3:40.300	8 / 10					3:37.219	19.949	225.8
83	33 Jackie Chan DC Racing	LMP2	Pierre NICOLET	3:37.463	14 / 17	3:44.467	8 / 9					3:37.463	20.193	225.6
84	33 Jackie Chan DC Racing	LMP2	Nicholas BOULLE	3:38.808	12 / 15	3:42.243	8 / 9					3:38.808	21.538	224.2
85	50 Larbre Competition	LMP2	Erwin CREED	3:41.564	5 / 7	3:43.111	6 / 7					3:41.564	24.294	221.4
86	25 Algarve Pro Racing	LMP2	Mark PATTERSON	3:42.404	5 / 9	3:44.177	3 / 10					3:42.404	25.134	220.6
87	44 Eurasia Motorsport	LMP2	Tracy KROHN	3:45.222	23 / 23	3:42.821	9 / 10					3:42.821	25.551	220.1
88	50 Larbre Competition	LMP2	Thomas DAGONEAU	3:43.714	5 / 13	3:44.098	6 / 7					3:43.714	26.444	219.3
89	25 Algarve Pro Racing	LMP2	Tacksung KIM	3:44.153	22 / 24	3:52.035	3 / 8					3:44.153	26.883	218.8
90	25 Algarve Pro Racing	LMP2	Ate DE JONG	3:44.184	16 / 18	3:49.161	5 / 10					3:44.184	26.914	218.8
91	91 Porsche GT Team	LMGTE Pro	Gianmaria BRUNI	3:50.862	7 / 12	3:47.504	2 / 2					3:47.504	30.234	215.6
92	92 Porsche GT Team	LMGTE Pro	Michael CHRISTENSEN	3:52.018	14 / 16	3:49.097	2 / 7					3:49.097	31.827	214.1
93	66 Ford Chip Ganassi Team UK	LMGTE Pro	Olivier PLA	3:51.498	9 / 19	3:49.181	6 / 7					3:49.181	31.911	214.0
94	68 Ford Chip Ganassi Team USA	LMGTE Pro	Dirk MÜLLER	3:51.776	9 / 9	3:49.582	8 / 9					3:49.582	32.312	213.7
95	51 AF Corse	LMGTE Pro	Alessandro PIER GUIDI	3:51.738	11 / 12	3:49.854	2 / 8					3:49.854	32.584	213.4
96	94 Porsche GT Team	LMGTE Pro	Sven MÜLLER	3:53.784	3 / 6	3:50.089	7 / 8					3:50.089	32.819	213.2
97	93 Porsche GT Team	LMGTE Pro	Patrick PILET	3:50.121	10 / 13	3:50.261	8 / 9					3:50.121	32.851	213.2
98	67 Ford Chip Ganassi Team UK	LMGTE Pro	Andy PRIAULX	3:52.692	12 / 15	3:50.429	2 / 13					3:50.429	33.159	212.9
99	82 BMW Team MTEK	LMGTE Pro	Antonio FELIX DA COSTA	3:54.237	6 / 14	3:50.579	10 / 11					3:50.579	33.309	212.7
100	69 Ford Chip Ganassi Team USA	LMGTE Pro	Richard WESTBROOK	3:51.898	8 / 8	3:50.593	4 / 10					3:50.593	33.323	212.7
101	81 BMW Team MTEK	LMGTE Pro	Nicky CATSBURG	3:54.849	14 / 15	3:50.596	8 / 9					3:50.596	33.326	212.7
102	71 AF Corse	LMGTE Pro	Sam BIRD	3:52.342	2 / 5	3:50.669	2 / 9					3:50.669	33.399	212.7
103	88 Dempsey - Proton Racing	LMGTE Am	Matteo CAIROLI	3:52.903	13 / 14	3:50.728	2 / 10					3:50.728	33.458	212.6
104	63 Corvette Racing - GM	LMGTE Pro	Antonio GARCIA	3:53.397	9 / 10	3:50.789	6 / 7					3:50.789	33.519	212.5
105	92 Porsche GT Team	LMGTE Pro	Laurens VANTHOOR	3:50.859	12 / 21	3:51.146	6 / 8					3:50.859	33.589	212.5
106	91 Porsche GT Team	LMGTE Pro	Frédéric MAKOWIECKI	3:50.908	16 / 17							3:50.908	33.638	212.4
107	64 Corvette Racing - GM	LMGTE Pro	Tommy MILNER	3:53.220	16 / 17	3:50.952	5 / 12					3:50.952	33.682	212.4
108	81 BMW Team MTEK	LMGTE Pro	Philipp ENG	3:54.663	13 / 15	3:51.322	2 / 5					3:51.322	34.052	212.1
109	68 Ford Chip Ganassi Team USA	LMGTE Pro	Sébastien BOURDAIS	3:53.408	5 / 12	3:51.406	5 / 6					3:51.406	34.136	212.0
110	71 AF Corse	LMGTE Pro	Miguel MOLINA	3:51.521	19 / 20	3:54.456	4 / 7					3:51.521	34.251	211.9
111	67 Ford Chip Ganassi Team UK	LMGTE Pro	Harry TINCKNELL	3:52.901	17 / 18	3:51.549	5 / 6					3:51.549	34.279	211.8
112	92 Porsche GT Team	LMGTE Pro	Kevin ESTRE	3:51.553	7 / 8	3:52.490	6 / 8					3:51.553	34.283	211.8
113	94 Porsche GT Team	LMGTE Pro	Romain DUMAS	3:51.695	8 / 13	3:52.042	3 / 5					3:51.695	34.425	211.7
114	77 Dempsey - Proton Racing	LMGTE Am	Matt CAMPBELL	3:54.004	10 / 15	3:51.930	2 / 6					3:51.930	34.660	211.5
115	93 Porsche GT Team	LMGTE Pro	Nick TANDY	3:52.376	4 / 9	3:51.992	3 / 5					3:51.992	34.722	211.4
116	52 AF Corse	LMGTE Pro	Antonio GIOVINAZZI	3:52.944	7 / 14	3:52.112	2 / 11					3:52.112	34.842	211.3
117	71 AF Corse	LMGTE Pro	Davide RIGON	3:52.141	18 / 23	3:53.591	2 / 11					3:52.141	34.871	211.3
118	66 Ford Chip Ganassi Team UK	LMGTE Pro	Billy JOHNSON	3:52.941	2 / 10	3:52.150	6 / 13					3:52.150	34.880	211.3
119	82 BMW Team MTEK	LMGTE Pro	Augusto FARFUS	3:53.677	21 / 22	3:52.306	6 / 8					3:52.306	35.036	211.2
120	66 Ford Chip Ganassi Team UK	LMGTE Pro	Stefan MÜCKE	3:52.382	9 / 10	3:54.167	4 / 6					3:52.382	35.112	211.1
121	68 Ford Chip Ganassi Team USA	LMGTE Pro	Joey HAND	3:52.404	8 / 16	3:53.849	4 / 7					3:52.404	35.134	211.1
122	97 Aston Martin Racing	LMGTE Pro	Alexander LYNN	3:54.768	10 / 15	3:52.486	2 / 5					3:52.486	35.216	211.0
123	86 Gulf Racing	LMGTE Am	Benjamin BARKER	3:53.834	6 / 17	3:52.517	2 / 9					3:52.517	35.247	211.0
124	93 Porsche GT Team	LMGTE Pro	Earl BAMBER	3:52.656	8 / 17	3:53.298	3 / 4					3:52.656	35.386	210.8
125	51 AF Corse	LMGTE Pro	Daniel SERRA	3:52.679	7 / 10	3:53.496	7 / 9					3:52.679	35.409	210.8
126	91 Porsche GT Team	LMGTE Pro	Richard LIETZ	3:52.726	4 / 16							3:52.726	35.456	210.8
127	54 Spirit of Race	LMGTE Am	Giancarlo FISICHELLA	3:53.976	16 / 20	3:52.756	2 / 8					3:52.756	35.486	210.8
128	64 Corvette Racing - GM	LMGTE Pro	Marcel FÄSSLER	3:53.048	14 / 16	3:52.836	6 / 8					3:52.836	35.566	210.7



FIA WEC 86^e Edition des 24 Heures du Mans After Qualifying Practice 1

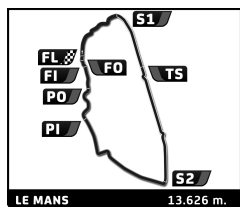
Provisional Classification by Driver Fastest Lap



Nr	Team	Class	Driver	Session 1		Session 2		Session 3		Session 4		Time	Gap	Kph
				Time	Lap	Time	Lap	Time	Lap	Time	Lap			
129	77 Dempsey - Proton Racing	LMGTE Am	Julien ANDLAUER	3:54.277	10 / 14	3:52.942	8 / 10					3:52.942	35.672	210.6
130	94 Porsche GT Team	LMGTE Pro	Timo BERNHARD	3:52.970	22 / 23	3:53.479	2 / 8					3:52.970	35.700	210.6
131	56 Team Project 1	LMGTE Am	Jörg BERGMEISTER	3:54.133	18 / 19	3:52.985	5 / 6					3:52.985	35.715	210.5
132	69 Ford Chip Ganassi Team USA	LMGTE Pro	Ryan BRISCOE	3:53.179	7 / 11	3:53.769	4 / 6					3:53.179	35.909	210.4
133	51 AF Corse	LMGTE Pro	James CALADO	3:54.043	7 / 12	3:53.235	2 / 9					3:53.235	35.965	210.3
134	67 Ford Chip Ganassi Team UK	LMGTE Pro	Tony KANAAN	3:53.428	13 / 14	4:00.362	4 / 5					3:53.428	36.158	210.1
135	63 Corvette Racing - GM	LMGTE Pro	Jan MAGNUSSEN	3:53.513	7 / 8	3:58.241	2 / 9					3:53.513	36.243	210.1
136	64 Corvette Racing - GM	LMGTE Pro	Oliver GAVIN	3:53.839	12 / 14	3:53.637	3 / 7					3:53.637	36.367	210.0
137	97 Aston Martin Racing	LMGTE Pro	Maxime MARTIN	3:53.727	11 / 12	3:53.936	8 / 12					3:53.727	36.457	209.9
138	69 Ford Chip Ganassi Team USA	LMGTE Pro	Scott DIXON	3:53.835	4 / 11	3:53.981	4 / 5					3:53.835	36.565	209.8
139	85 Keating Motorsports	LMGTE Am	Jeroen BLEEKEMOLEN	3:55.845	9 / 17	3:54.000	6 / 7					3:54.000	36.730	209.6
140	82 BMW Team MTEK	LMGTE Pro	Alexander SIMS	3:55.704	5 / 7	3:54.090	2 / 5					3:54.090	36.820	209.6
141	81 BMW Team MTEK	LMGTE Pro	Martin TOMCZYK	3:56.117	8 / 9	3:54.110	12 / 12					3:54.110	36.840	209.5
142	63 Corvette Racing - GM	LMGTE Pro	Mike ROCKENFELLER	3:54.131	25 / 28	3:56.046	3 / 7					3:54.131	36.861	209.5
143	98 Aston Martin Racing	LMGTE Am	Pedro LAMY	3:55.792	11 / 14	3:54.307	2 / 5					3:54.307	37.037	209.4
144	52 AF Corse	LMGTE Pro	Luis Felipe DERANI	3:54.600	14 / 16	3:54.355	8 / 9					3:54.355	37.085	209.3
145	84 JMW Motorsport	LMGTE Am	Jeffrey SEGAL	3:57.016	5 / 14	3:54.384	6 / 13					3:54.384	37.114	209.3
146	90 TF Sport	LMGTE Am	Euan HANKEY	3:54.527	12 / 18	3:59.485	5 / 6					3:54.527	37.257	209.2
147	95 Aston Martin Racing	LMGTE Pro	Nicki THIMM	3:54.530	18 / 28	3:54.853	2 / 5					3:54.530	37.260	209.2
148	95 Aston Martin Racing	LMGTE Pro	Marco SØRENSEN	3:55.308	13 / 14	3:54.780	11 / 16					3:54.780	37.510	208.9
149	52 AF Corse	LMGTE Pro	Toni VILANDER	3:54.845	21 / 21	3:55.447	5 / 7					3:54.845	37.575	208.9
150	70 MR Racing	LMGTE Am	Olivier BERETTA	3:56.158	9 / 19	3:54.951	2 / 3					3:54.951	37.681	208.8
151	61 Clearwater Racing	LMGTE Am	Matthew GRIFFIN	3:56.049	7 / 17	3:55.076	2 / 9					3:55.076	37.806	208.7
152	54 Spirit of Race	LMGTE Am	Francesco CASTELLACCI	3:55.116	9 / 10	3:56.634	11 / 11					3:55.116	37.846	208.6
153	95 Aston Martin Racing	LMGTE Pro	Darren TURNER	3:55.313	10 / 11	3:56.997	3 / 5					3:55.313	38.043	208.5
154	80 Ebimotors	LMGTE Am	Fabio BABINI	3:58.059	3 / 7	3:55.569	10 / 11					3:55.569	38.299	208.2
155	86 Gulf Racing	LMGTE Am	Alexander DAVISON	3:55.598	6 / 9	3:56.476	9 / 10					3:55.598	38.328	208.2
156	90 TF Sport	LMGTE Am	Charles EASTWOOD	3:56.992	6 / 8	3:55.661	6 / 7					3:55.661	38.391	208.2
157	85 Keating Motorsports	LMGTE Am	Luca STOLZ	3:56.631	6 / 14	3:57.973	4 / 5					3:56.631	39.361	207.3
158	99 Proton Competition	LMGTE Am	Spencer PUMPELLY	3:56.674	5 / 6	4:04.119	3 / 5					3:56.674	39.404	207.3
159	99 Proton Competition	LMGTE Am	Patrick LONG	3:56.831	12 / 15	4:03.107	2 / 5					3:56.831	39.561	207.1
160	56 Team Project 1	LMGTE Am	Patrick LINDSEY	3:56.893	9 / 11	3:58.497	3 / 6					3:56.893	39.623	207.1
161	97 Aston Martin Racing	LMGTE Pro	Jonathan ADAM	3:57.253	9 / 23	3:58.239	9 / 9					3:57.253	39.983	206.8
162	88 Dempsey - Proton Racing	LMGTE Am	Giorgio RODA	3:57.630	9 / 17	4:03.232	7 / 8					3:57.630	40.360	206.4
163	70 MR Racing	LMGTE Am	Edward CHEEVER	3:57.746	8 / 14	3:59.283	9 / 9					3:57.746	40.476	206.3
164	61 Clearwater Racing	LMGTE Am	Keita SAWA	3:58.461	3 / 4	3:57.820	5 / 13					3:57.820	40.550	206.3
165	98 Aston Martin Racing	LMGTE Am	Mathias LAUDA	3:58.032	11 / 14	3:59.000	9 / 11					3:58.032	40.762	206.1
166	77 Dempsey - Proton Racing	LMGTE Am	Christian RIED	3:58.628	12 / 15	3:58.688	3 / 7					3:58.628	41.358	205.6
167	56 Team Project 1	LMGTE Am	Egidio PERFETTI	3:58.830	12 / 13	4:02.708	5 / 7					3:58.830	41.560	205.4
168	88 Dempsey - Proton Racing	LMGTE Am	Khaled AL QUBAISI	3:59.027	14 / 18	4:01.165	6 / 7					3:59.027	41.757	205.2
169	98 Aston Martin Racing	LMGTE Am	Paul DALLA LANA	4:00.514	3 / 14	3:59.911	2 / 10					3:59.911	42.641	204.5
170	54 Spirit of Race	LMGTE Am	Thomas FLOHR	3:59.992	8 / 21	4:07.217	6 / 8					3:59.992	42.722	204.4
171	80 Ebimotors	LMGTE Am	Christina NIELSEN	4:00.499	14 / 16	4:07.720	4 / 5					4:00.499	43.229	204.0
172	84 JMW Motorsport	LMGTE Am	Cooper MACNEIL	4:01.115	13 / 14	4:01.280	4 / 5					4:01.115	43.845	203.4
173	86 Gulf Racing	LMGTE Am	Michael WAINWRIGHT	4:01.315	10 / 11	4:03.594	3 / 5					4:01.315	44.045	203.3
174	90 TF Sport	LMGTE Am	Salih YOLUC	4:01.401	10 / 15	4:02.381	5 / 8					4:01.401	44.131	203.2
175	85 Keating Motorsports	LMGTE Am	Ben KEATING	4:03.676	4 / 7	4:02.031	4 / 6					4:02.031	44.761	202.7
176	84 JMW Motorsport	LMGTE Am	Liam GRIFFIN	4:02.654	13 / 14	4:10.437	2 / 6					4:02.654	45.384	202.2
177	70 MR Racing	LMGTE Am	Motoaki ISHIKAWA	4:02.698	13 / 14	4:03.798	13 / 14					4:02.698	45.428	202.1
178	80 Ebimotors	LMGTE Am	Erik MARIS	4:03.248	16 / 16	4:10.033	2 / 5					4:03.248	45.978	201.7
179	61 Clearwater Racing	LMGTE Am	Weng Sun MOK	4:05.351	13 / 19	4:05.386	3 / 6					4:05.351	48.081	199.9
180	99 Proton Competition	LMGTE Am	Timothy PAPPAS	4:10.438	10 / 15	4:26.122	2 / 2					4:10.438	53.168	195.9

Published at:

Race Director:	Timekeeper:
-----------------------	--------------------



FIA WEC

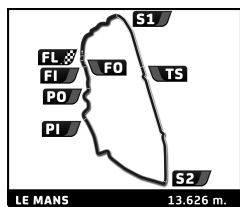
86^e Edition des 24 Heures du Mans After Qualifying Practice 1

Provisional Classification by Driver And Class Fastest Lap



Nr	Team	Car	Class	Driver	Time	Laps	Gap	Kph	Session
LMP1									
1	8 Toyota Gazoo Racing	Toyota TS050 - Hybrid	LMP1 H	Kazuki NAKAJIMA	3:17.270	31		248.7	Qualifying Practice 1
2	7 Toyota Gazoo Racing	Toyota TS050 - Hybrid	LMP1 H	Kamui KOBAYASHI	3:17.377	26	0.107	248.5	Qualifying Practice 1
3	8 Toyota Gazoo Racing	Toyota TS050 - Hybrid	LMP1 H	Sébastien BUEMI	3:19.275	29	2.005	246.2	Free Practice
4	3 Rebellion Racing	Rebellion R13 - Gibson	LMP1	Thomas LAURENT	3:19.426	26	2.156	246.0	Free Practice
5	17 SMP Racing	BR Engineering BR1 - AER	LMP1	Stéphane SARRAZIN	3:19.483	29	2.213	245.9	Qualifying Practice 1
6	7 Toyota Gazoo Racing	Toyota TS050 - Hybrid	LMP1 H	Jose Maria LOPEZ	3:19.626	32	2.356	245.7	Free Practice
7	1 Rebellion Racing	Rebellion R13 - Gibson	LMP1	Bruno SENNA	3:19.662	20	2.392	245.7	Qualifying Practice 1
8	3 Rebellion Racing	Rebellion R13 - Gibson	LMP1	Gustavo MENEZES	3:19.945	15	2.675	245.3	Qualifying Practice 1
9	10 Dragonspeed	BR Engineering BR1 - Gibson	LMP1	Ben HANLEY	3:20.322	23	3.052	244.9	Free Practice
10	7 Toyota Gazoo Racing	Toyota TS050 - Hybrid	LMP1 H	Mike CONWAY	3:20.392	29	3.122	244.8	Qualifying Practice 1
11	17 SMP Racing	BR Engineering BR1 - AER	LMP1	Egor ORUDZHEV	3:20.423	17	3.153	244.8	Qualifying Practice 1
12	8 Toyota Gazoo Racing	Toyota TS050 - Hybrid	LMP1 H	Fernando ALONSO	3:20.991	26	3.721	244.1	Qualifying Practice 1
13	1 Rebellion Racing	Rebellion R13 - Gibson	LMP1	Neel JANI	3:21.209	27	3.939	243.8	Qualifying Practice 1
14	11 SMP Racing	BR Engineering BR1 - AER	LMP1	Jenson BUTTON	3:21.304	26	4.034	243.7	Free Practice
15	11 SMP Racing	BR Engineering BR1 - AER	LMP1	Mikhail ALESHIN	3:21.370	33	4.100	243.6	Free Practice
16	1 Rebellion Racing	Rebellion R13 - Gibson	LMP1	André LOTTERER	3:21.493	25	4.223	243.5	Qualifying Practice 1
17	11 SMP Racing	BR Engineering BR1 - AER	LMP1	Vitaly PETROV	3:22.067	17	4.797	242.8	Qualifying Practice 1
18	4 Bykolles Racing Team	Enso CLM P1/01 - Nismo	LMP1	Tom DILLMANN	3:22.505	16	5.235	242.2	Qualifying Practice 1
19	3 Rebellion Racing	Rebellion R13 - Gibson	LMP1	Mathias BECHE	3:22.840	25	5.570	241.8	Free Practice
20	17 SMP Racing	BR Engineering BR1 - AER	LMP1	Matevos ISAAKYAN	3:23.567	24	6.297	241.0	Free Practice
21	4 Bykolles Racing Team	Enso CLM P1/01 - Nismo	LMP1	Dominik KRAIHAMER	3:24.857	24	7.587	239.5	Qualifying Practice 1
22	4 Bykolles Racing Team	Enso CLM P1/01 - Nismo	LMP1	Oliver WEBB	3:25.039	21	7.769	239.2	Qualifying Practice 1
23	5 CEFC TRSM Racing	Ginetta G60-LT-P1 - Mecachrome	LMP1	Michael SIMPSON	3:25.203	16	7.933	239.0	Free Practice
24	10 Dragonspeed	BR Engineering BR1 - Gibson	LMP1	Renger VAN DER ZANDE	3:25.891	9	8.621	238.3	Free Practice
25	5 CEFC TRSM Racing	Ginetta G60-LT-P1 - Mecachrome	LMP1	Leo ROUSSEL	3:26.246	13	8.976	237.8	Qualifying Practice 1
26	6 CEFC TRSM Racing	Ginetta G60-LT-P1 - Mecachrome	LMP1	Alex BRUNDEL	3:30.339	5	13.069	233.2	Qualifying Practice 1
27	6 CEFC TRSM Racing	Ginetta G60-LT-P1 - Mecachrome	LMP1	Oliver ROWLAND	3:30.881	5	13.611	232.6	Qualifying Practice 1
28	6 CEFC TRSM Racing	Ginetta G60-LT-P1 - Mecachrome	LMP1	Oliver TURVEY	3:32.501	14	15.231	230.8	Qualifying Practice 1
29	10 Dragonspeed	BR Engineering BR1 - Gibson	LMP1	Henrik HEDMAN	3:33.830	25	16.560	229.4	Free Practice
30	5 CEFC TRSM Racing	Ginetta G60-LT-P1 - Mecachrome	LMP1	Charles ROBERTSON	3:34.625	6	17.355	228.6	Qualifying Practice 1
LMP2									
1	48 Idec Sport	Oreca 07 - Gibson	LMP2	Paul Loup CHATIN	3:24.956	15		239.3	Qualifying Practice 1
2	28 TDS Racing	Oreca 07 - Gibson	LMP2	Loïc DUVAL	3:25.240	30	0.284	239.0	Qualifying Practice 1
3	26 G-Drive Racing	Oreca 07 - Gibson	LMP2	Jean-Eric VERGNE	3:26.447	21	1.491	237.6	Qualifying Practice 1
4	31 Dragonspeed	Oreca 07 - Gibson	LMP2	Pastor MALDONADO	3:26.508	24	1.552	237.5	Qualifying Practice 1
5	36 Signatech Alpine Matmut	Alpine A470 - Gibson	LMP2	Nicolas LAPIERRE	3:26.681	12	1.725	237.3	Qualifying Practice 1
6	22 United Autosports	Ligier JSP217 - Gibson	LMP2	Filipe ALBUQUERQUE	3:26.772	22	1.816	237.2	Qualifying Practice 1
7	36 Signatech Alpine Matmut	Alpine A470 - Gibson	LMP2	André NEGRÃO	3:27.063	21	2.107	236.9	Qualifying Practice 1
8	26 G-Drive Racing	Oreca 07 - Gibson	LMP2	Andrea PIZZITOLA	3:27.332	30	2.376	236.6	Free Practice
9	37 Jackie Chan DC Racing	Oreca 07 - Gibson	LMP2	Jazeman JAAFAR	3:27.468	23	2.512	236.4	Qualifying Practice 1
10	47 Cetilar Villorba Corse	Dallara P217 - Gibson	LMP2	Luis Felipe NASR	3:27.993	26	3.037	235.8	Qualifying Practice 1
11	38 Jackie Chan DC Racing	Oreca 07 - Gibson	LMP2	Ho-Pin TUNG	3:27.999	31	3.043	235.8	Qualifying Practice 1
12	31 Dragonspeed	Oreca 07 - Gibson	LMP2	Nathanaël BERTHON	3:28.178	15	3.222	235.6	Free Practice
13	39 Graff-SO24	Oreca 07 - Gibson	LMP2	Tristan GOMMENDY	3:28.218	15	3.262	235.6	Free Practice
14	29 Racing Team Nederland	Dallara P217 - Gibson	LMP2	Giedo VAN DER GARDE	3:28.556	27	3.600	235.2	Qualifying Practice 1
15	35 SMP Racing	Dallara P217 - Gibson	LMP2	Norman NATO	3:28.629	34	3.673	235.1	Qualifying Practice 1
16	22 United Autosports	Ligier JSP217 - Gibson	LMP2	Paul DI RESTA	3:29.055	28	4.099	234.6	Free Practice
17	26 G-Drive Racing	Oreca 07 - Gibson	LMP2	Roman RUSINOV	3:29.079	30	4.123	234.6	Free Practice
18	40 G-Drive Racing	Oreca 07 - Gibson	LMP2	James ALLEN	3:29.204	13	4.248	234.5	Free Practice
19	40 G-Drive Racing	Oreca 07 - Gibson	LMP2	Enzo GUIBBERT	3:29.391	15	4.435	234.3	Free Practice
20	23 Panis Barthez Competition	Ligier JSP217 - Gibson	LMP2	William STEVENS	3:29.421	27	4.465	234.2	Qualifying Practice 1
21	47 Cetilar Villorba Corse	Dallara P217 - Gibson	LMP2	Giorgio SERNAGIOTTO	3:29.990	23	5.034	233.6	Free Practice
22	28 TDS Racing	Oreca 07 - Gibson	LMP2	Mathieu YAXIVIERE	3:30.004	24	5.048	233.6	Free Practice
23	48 Idec Sport	Oreca 07 - Gibson	LMP2	Memo ROJAS	3:30.236	18	5.280	233.3	Qualifying Practice 1
24	32 United Autosports	Ligier JSP217 - Gibson	LMP2	Juan Pablo MONTOYA	3:30.347	32	5.391	233.2	Qualifying Practice 1
25	37 Jackie Chan DC Racing	Oreca 07 - Gibson	LMP2	Weiron TAN	3:30.384	18	5.428	233.2	Qualifying Practice 1
26	40 G-Drive Racing	Oreca 07 - Gibson	LMP2	Jose GUTIERREZ	3:30.712	25	5.756	232.8	Free Practice
27	32 United Autosports	Ligier JSP217 - Gibson	LMP2	Hugo DE SADELEER	3:31.056	25	6.100	232.4	Free Practice





FIA WEC

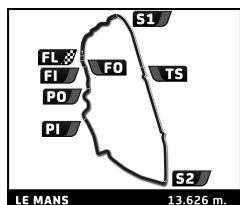
86^e Edition des 24 Heures du Mans After Qualifying Practice 1

Provisional Classification by Driver And Class Fastest Lap



Nr	Team	Car	Class	Driver	Time	Laps	Gap	Kph	Session
28	38 Jackie Chan DC Racing	Oreca 07 - Gibson	LMP2	Gabriel AUBRY	3:31.175	13	6.219	232.3	Free Practice
29	23 Panis Barthez Competition	Ligier JSP217 - Gibson	LMP2	Julien CANAL	3:31.183	21	6.227	232.3	Free Practice
30	36 Signatech Alpine Matmut	Alpine A470 - Gibson	LMP2	Pierre THIRIET	3:31.309	19	6.353	232.1	Free Practice
31	32 United Autosports	Ligier JSP217 - Gibson	LMP2	Will OWEN	3:31.383	19	6.427	232.1	Qualifying Practice 1
32	22 United Autosports	Ligier JSP217 - Gibson	LMP2	Philip HANSON	3:31.751	17	6.795	231.7	Qualifying Practice 1
33	34 Jackie Chan DC Racing	Ligier JSP217 - Gibson	LMP2	Ricky TAYLOR	3:31.837	17	6.881	231.6	Free Practice
34	23 Panis Barthez Competition	Ligier JSP217 - Gibson	LMP2	Timothe BURET	3:32.317	22	7.361	231.0	Free Practice
35	39 Graff-SO24	Oreca 07 - Gibson	LMP2	Jonathan HIRSCHI	3:32.534	12	7.578	230.8	Qualifying Practice 1
36	38 Jackie Chan DC Racing	Oreca 07 - Gibson	LMP2	Stéphane RICHELMI	3:32.600	21	7.644	230.7	Qualifying Practice 1
37	48 Idec Sport	Oreca 07 - Gibson	LMP2	Paul LAFARGUE	3:32.901	23	7.945	230.4	Qualifying Practice 1
38	34 Jackie Chan DC Racing	Ligier JSP217 - Gibson	LMP2	Côme LEDOGAR	3:32.923	25	7.967	230.4	Free Practice
39	37 Jackie Chan DC Racing	Oreca 07 - Gibson	LMP2	Nabil JEFFRI	3:33.418	9	8.462	229.8	Qualifying Practice 1
40	44 Eurasia Motorsport	Ligier JSP217 - Gibson	LMP2	Andrea BERTOLINI	3:33.532	21	8.576	229.7	Qualifying Practice 1
41	35 SMP Racing	Dallara P217 - Gibson	LMP2	Harrison NEWAY	3:33.540	18	8.584	229.7	Qualifying Practice 1
42	35 SMP Racing	Dallara P217 - Gibson	LMP2	Victor SHAITAR	3:33.683	20	8.727	229.6	Free Practice
43	39 Graff-SO24	Oreca 07 - Gibson	LMP2	Vincent CAPILLAIRE	3:33.888	12	8.932	229.3	Qualifying Practice 1
44	29 Racing Team Nederland	Dallara P217 - Gibson	LMP2	Jan LAMMERS	3:34.283	20	9.327	228.9	Free Practice
45	31 Dragonspeed	Oreca 07 - Gibson	LMP2	Roberto GONZALEZ	3:35.124	15	10.168	228.0	Free Practice
46	33 Jackie Chan DC Racing	Ligier JSP217 - Gibson	LMP2	David CHENG	3:35.237	24	10.281	227.9	Qualifying Practice 1
47	47 Cetilar Villorba Corse	Dallara P217 - Gibson	LMP2	Roberto LACORTE	3:35.337	20	10.381	227.8	Free Practice
48	44 Eurasia Motorsport	Ligier JSP217 - Gibson	LMP2	Niclas JÖNSSON	3:35.385	21	10.429	227.7	Qualifying Practice 1
49	34 Jackie Chan DC Racing	Ligier JSP217 - Gibson	LMP2	David HEINEMER-HANSSON	3:35.835	20	10.879	227.3	Free Practice
50	28 TDS Racing	Oreca 07 - Gibson	LMP2	François PERRODO	3:36.688	23	11.732	226.4	Free Practice
51	50 Larbre Competition	Ligier JSP217 - Gibson	LMP2	Romano RICCI	3:36.927	10	11.971	226.1	Free Practice
52	29 Racing Team Nederland	Dallara P217 - Gibson	LMP2	Frits VAN EERD	3:37.219	31	12.263	225.8	Free Practice
53	33 Jackie Chan DC Racing	Ligier JSP217 - Gibson	LMP2	Pierre NICOLET	3:37.463	26	12.507	225.6	Free Practice
54	33 Jackie Chan DC Racing	Ligier JSP217 - Gibson	LMP2	Nicholas BOULLE	3:38.808	24	13.852	224.2	Free Practice
55	50 Larbre Competition	Ligier JSP217 - Gibson	LMP2	Erwin CREED	3:41.564	14	16.608	221.4	Free Practice
56	25 Algarve Pro Racing	Ligier JSP217 - Gibson	LMP2	Mark PATTERSON	3:42.404	19	17.448	220.6	Free Practice
57	44 Eurasia Motorsport	Ligier JSP217 - Gibson	LMP2	Tracy KROHN	3:42.821	33	17.865	220.1	Qualifying Practice 1
58	50 Larbre Competition	Ligier JSP217 - Gibson	LMP2	Thomas DAGONEAU	3:43.714	20	18.758	219.3	Free Practice
59	25 Algarve Pro Racing	Ligier JSP217 - Gibson	LMP2	Tacksung KIM	3:44.153	32	19.197	218.8	Free Practice
60	25 Algarve Pro Racing	Ligier JSP217 - Gibson	LMP2	Ate DE JONG	3:44.184	28	19.228	218.8	Free Practice
LMGTE Pro									
1	91 Porsche GT Team	Porsche 911 RSR	LMGTE Pro	Gianmaria BRUNI	3:47.504	14		215.6	Qualifying Practice 1
2	92 Porsche GT Team	Porsche 911 RSR	LMGTE Pro	Michael CHRISTENSEN	3:49.097	23	1.593	214.1	Qualifying Practice 1
3	66 Ford Chip Ganassi Team UK	Ford GT	LMGTE Pro	Olivier PLA	3:49.181	26	1.677	214.0	Qualifying Practice 1
4	68 Ford Chip Ganassi Team USA	Ford GT	LMGTE Pro	Dirk MÜLLER	3:49.582	18	2.078	213.7	Qualifying Practice 1
5	51 AF Corse	Ferrari 488 GTE EVO	LMGTE Pro	Alessandro PIER GUIDI	3:49.854	20	2.350	213.4	Qualifying Practice 1
6	94 Porsche GT Team	Porsche 911 RSR	LMGTE Pro	Sven MÜLLER	3:50.089	14	2.585	213.2	Qualifying Practice 1
7	93 Porsche GT Team	Porsche 911 RSR	LMGTE Pro	Patrick PILET	3:50.121	22	2.617	213.2	Free Practice
8	67 Ford Chip Ganassi Team UK	Ford GT	LMGTE Pro	Andy PRIAULX	3:50.429	28	2.925	212.9	Qualifying Practice 1
9	82 BMW Team MTEK	BMW M8 GTE	LMGTE Pro	Antonio FELIX DA COSTA	3:50.579	25	3.075	212.7	Qualifying Practice 1
10	69 Ford Chip Ganassi Team USA	Ford GT	LMGTE Pro	Richard WESTBROOK	3:50.593	18	3.089	212.7	Qualifying Practice 1
11	81 BMW Team MTEK	BMW M8 GTE	LMGTE Pro	Nicky CATSBURG	3:50.596	24	3.092	212.7	Qualifying Practice 1
12	71 AF Corse	Ferrari 488 GTE EVO	LMGTE Pro	Sam BIRD	3:50.669	14	3.165	212.7	Qualifying Practice 1
13	63 Corvette Racing - GM	Chevrolet Corvette C7.R	LMGTE Pro	Antonio GARCIA	3:50.789	17	3.285	212.5	Qualifying Practice 1
14	92 Porsche GT Team	Porsche 911 RSR	LMGTE Pro	Laurens VANTHOOR	3:50.859	29	3.355	212.5	Free Practice
15	91 Porsche GT Team	Porsche 911 RSR	LMGTE Pro	Frédéric MAKOWIECKI	3:50.908	17	3.404	212.4	Free Practice
16	64 Corvette Racing - GM	Chevrolet Corvette C7.R	LMGTE Pro	Tommy MILNER	3:50.952	29	3.448	212.4	Qualifying Practice 1
17	81 BMW Team MTEK	BMW M8 GTE	LMGTE Pro	Philipp ENG	3:51.322	20	3.818	212.1	Qualifying Practice 1
18	68 Ford Chip Ganassi Team USA	Ford GT	LMGTE Pro	Sébastien BOURDAIS	3:51.406	18	3.902	212.0	Qualifying Practice 1
19	71 AF Corse	Ferrari 488 GTE EVO	LMGTE Pro	Miguel MOLINA	3:51.521	27	4.017	211.9	Free Practice
20	67 Ford Chip Ganassi Team UK	Ford GT	LMGTE Pro	Harry TINCKNELL	3:51.549	24	4.045	211.8	Qualifying Practice 1
21	92 Porsche GT Team	Porsche 911 RSR	LMGTE Pro	Kevin ESTRE	3:51.553	16	4.049	211.8	Free Practice
22	94 Porsche GT Team	Porsche 911 RSR	LMGTE Pro	Romain DUMAS	3:51.695	18	4.191	211.7	Free Practice
23	93 Porsche GT Team	Porsche 911 RSR	LMGTE Pro	Nick TANDY	3:51.992	14	4.488	211.4	Qualifying Practice 1
24	52 AF Corse	Ferrari 488 GTE EVO	LMGTE Pro	Antonio GIOVINAZZI	3:52.112	25	4.608	211.3	Qualifying Practice 1
25	71 AF Corse	Ferrari 488 GTE EVO	LMGTE Pro	Davide RIGON	3:52.141	34	4.637	211.3	Free Practice





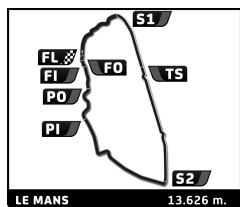
FIA WEC

86^e Edition des 24 Heures du Mans After Qualifying Practice 1

Provisional Classification by Driver And Class Fastest Lap



Nr	Team	Car	Class	Driver	Time	Laps	Gap	Kph	Session
26	66 Ford Chip Ganassi Team UK	Ford GT	LMGTE Pro	Billy JOHNSON	3:52.150	23	4.646	211.3	Qualifying Practice 1
27	82 BMW Team MTEK	BMW M8 GTE	LMGTE Pro	Augusto FARFUS	3:52.306	30	4.802	211.2	Qualifying Practice 1
28	66 Ford Chip Ganassi Team UK	Ford GT	LMGTE Pro	Stefan MÜCKE	3:52.382	16	4.878	211.1	Free Practice
29	68 Ford Chip Ganassi Team USA	Ford GT	LMGTE Pro	Joey HAND	3:52.404	23	4.900	211.1	Free Practice
30	97 Aston Martin Racing	Aston Martin Vantage AMR	LMGTE Pro	Alexander LYNN	3:52.486	20	4.982	211.0	Qualifying Practice 1
31	93 Porsche GT Team	Porsche 911 RSR	LMGTE Pro	Earl BAMBER	3:52.656	21	5.152	210.8	Free Practice
32	51 AF Corse	Ferrari 488 GTE EVO	LMGTE Pro	Daniel SERRA	3:52.679	19	5.175	210.8	Free Practice
33	91 Porsche GT Team	Porsche 911 RSR	LMGTE Pro	Richard LIETZ	3:52.726	16	5.222	210.8	Free Practice
34	64 Corvette Racing - GM	Chevrolet Corvette C7.R	LMGTE Pro	Marcel FÄSSLER	3:52.836	24	5.332	210.7	Qualifying Practice 1
35	94 Porsche GT Team	Porsche 911 RSR	LMGTE Pro	Timo BERNHARD	3:52.970	31	5.466	210.6	Free Practice
36	69 Ford Chip Ganassi Team USA	Ford GT	LMGTE Pro	Ryan BRISCOE	3:53.179	17	5.675	210.8	Free Practice
37	51 AF Corse	Ferrari 488 GTE EVO	LMGTE Pro	James CALADO	3:53.235	21	5.731	210.3	Qualifying Practice 1
38	67 Ford Chip Ganassi Team UK	Ford GT	LMGTE Pro	Tony KANAAN	3:53.428	19	5.924	210.1	Free Practice
39	63 Corvette Racing - GM	Chevrolet Corvette C7.R	LMGTE Pro	Jan MAGNUSSEN	3:53.513	17	6.009	210.1	Free Practice
40	64 Corvette Racing - GM	Chevrolet Corvette C7.R	LMGTE Pro	Oliver GAVIN	3:53.637	21	6.133	210.0	Qualifying Practice 1
41	97 Aston Martin Racing	Aston Martin Vantage AMR	LMGTE Pro	Maxime MARTIN	3:53.727	24	6.223	209.9	Free Practice
42	69 Ford Chip Ganassi Team USA	Ford GT	LMGTE Pro	Scott DIXON	3:53.835	16	6.331	209.8	Free Practice
43	82 BMW Team MTEK	BMW M8 GTE	LMGTE Pro	Alexander SIMS	3:54.090	12	6.586	209.6	Qualifying Practice 1
44	81 BMW Team MTEK	BMW M8 GTE	LMGTE Pro	Martin TOMCZYK	3:54.110	21	6.606	209.5	Qualifying Practice 1
45	63 Corvette Racing - GM	Chevrolet Corvette C7.R	LMGTE Pro	Mike ROCKENFELLER	3:54.131	35	6.627	209.5	Free Practice
46	52 AF Corse	Ferrari 488 GTE EVO	LMGTE Pro	Luis Felipe DERANI	3:54.355	25	6.851	209.3	Qualifying Practice 1
47	95 Aston Martin Racing	Aston Martin Vantage AMR	LMGTE Pro	Nicki THIMM	3:54.530	33	7.026	209.2	Free Practice
48	95 Aston Martin Racing	Aston Martin Vantage AMR	LMGTE Pro	Marco SØRENSEN	3:54.780	30	7.276	208.9	Qualifying Practice 1
49	52 AF Corse	Ferrari 488 GTE EVO	LMGTE Pro	Toni VILANDER	3:54.845	28	7.341	208.9	Free Practice
50	95 Aston Martin Racing	Aston Martin Vantage AMR	LMGTE Pro	Darren TURNER	3:55.313	16	7.809	208.5	Free Practice
51	97 Aston Martin Racing	Aston Martin Vantage AMR	LMGTE Pro	Jonathan ADAM	3:57.253	32	9.749	206.8	Free Practice
LMGTE Am									
1	88 Dempsey - Proton Racing	Porsche 911 RSR	LMGTE Am	Matteo CAIROLI	3:50.728	24		212.6	Qualifying Practice 1
2	77 Dempsey - Proton Racing	Porsche 911 RSR	LMGTE Am	Matt CAMPBELL	3:51.930	21	1.202	211.5	Qualifying Practice 1
3	86 Gulf Racing	Porsche 911 RSR	LMGTE Am	Benjamin BARKER	3:52.517	26	1.789	211.0	Qualifying Practice 1
4	54 Spirit of Race	Ferrari F488 GTE	LMGTE Am	Giancarlo FISICHELLA	3:52.756	28	2.028	210.8	Qualifying Practice 1
5	77 Dempsey - Proton Racing	Porsche 911 RSR	LMGTE Am	Julien ANDLAEUER	3:52.942	24	2.214	210.6	Qualifying Practice 1
6	56 Team Project 1	Porsche 911 RSR	LMGTE Am	Jörg BERGMEISTER	3:52.985	25	2.257	210.5	Qualifying Practice 1
7	85 Keating Motorsports	Ferrari F488 GTE	LMGTE Am	Jeroen BLEEKWOLEN	3:54.000	24	3.272	209.6	Qualifying Practice 1
8	98 Aston Martin Racing	Aston Martin Vantage	LMGTE Am	Pedro LAMY	3:54.307	19	3.579	209.4	Qualifying Practice 1
9	84 JMW Motorsport	Ferrari F488 GTE	LMGTE Am	Jeffrey SEGAL	3:54.384	27	3.656	209.3	Qualifying Practice 1
10	TF Sport	Aston Martin Vantage	LMGTE Am	Evan HANKEY	3:54.527	24	3.799	209.2	Free Practice
11	70 MR Racing	Ferrari F488 GTE	LMGTE Am	Olivier BERETTA	3:54.951	22	4.223	208.8	Qualifying Practice 1
12	61 Clearwater Racing	Ferrari F488 GTE	LMGTE Am	Matthew GRIFFIN	3:55.076	26	4.348	208.7	Qualifying Practice 1
13	54 Spirit of Race	Ferrari F488 GTE	LMGTE Am	Francesco CASTELLACCI	3:55.116	21	4.388	208.6	Free Practice
14	80 Ebimotors	Porsche 911 RSR	LMGTE Am	Fabio BABINI	3:55.569	18	4.841	208.2	Qualifying Practice 1
15	86 Gulf Racing	Porsche 911 RSR	LMGTE Am	Alexander DAVISON	3:55.598	19	4.870	208.2	Free Practice
16	90 TF Sport	Aston Martin Vantage	LMGTE Am	Charles EASTWOOD	3:55.661	15	4.933	208.2	Qualifying Practice 1
17	85 Keating Motorsports	Ferrari F488 GTE	LMGTE Am	Luca STOLZ	3:56.631	19	5.903	207.3	Free Practice
18	99 Proton Competition	Porsche 911 RSR	LMGTE Am	Spencer PUMPELLY	3:56.674	11	5.946	207.3	Free Practice
19	99 Proton Competition	Porsche 911 RSR	LMGTE Am	Patrick LONG	3:56.831	20	6.103	207.1	Free Practice
20	56 Team Project 1	Porsche 911 RSR	LMGTE Am	Patrick LINDSEY	3:56.893	17	6.165	207.1	Free Practice
21	88 Dempsey - Proton Racing	Porsche 911 RSR	LMGTE Am	Giorgio RODA	3:57.630	25	6.902	206.4	Free Practice
22	70 MR Racing	Ferrari F488 GTE	LMGTE Am	Edward CHEEVER	3:57.746	23	7.018	206.3	Free Practice
23	61 Clearwater Racing	Ferrari F488 GTE	LMGTE Am	Keita SAWA	3:57.820	17	7.092	206.3	Qualifying Practice 1
24	98 Aston Martin Racing	Aston Martin Vantage	LMGTE Am	Mathias LAUDA	3:58.032	25	7.304	206.1	Free Practice
25	77 Dempsey - Proton Racing	Porsche 911 RSR	LMGTE Am	Christian RIED	3:58.628	22	7.900	205.6	Free Practice
26	56 Team Project 1	Porsche 911 RSR	LMGTE Am	Egidio PERFETTI	3:58.830	20	8.102	205.4	Free Practice
27	88 Dempsey - Proton Racing	Porsche 911 RSR	LMGTE Am	Khaled AL QUBAISI	3:59.027	25	8.299	205.2	Free Practice
28	98 Aston Martin Racing	Aston Martin Vantage	LMGTE Am	Paul DALLA LANA	3:59.911	24	9.183	204.5	Qualifying Practice 1
29	54 Spirit of Race	Ferrari F488 GTE	LMGTE Am	Thomas FLOHR	3:59.992	29	9.264	204.4	Free Practice
30	80 Ebimotors	Porsche 911 RSR	LMGTE Am	Christina NIELSEN	4:00.499	21	9.771	204.0	Free Practice
31	84 JMW Motorsport	Ferrari F488 GTE	LMGTE Am	Cooper MACNEIL	4:01.115	19	10.387	203.4	Free Practice
32	86 Gulf Racing	Porsche 911 RSR	LMGTE Am	Michael WAINWRIGHT	4:01.315	16	10.587	203.3	Free Practice



FIA WEC

86^e Edition des 24 Heures du Mans After Qualifying Practice 1

Provisional Classification by Driver And Class Fastest Lap

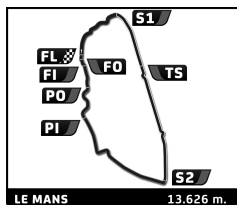


Nr	Team	Car	Class	Driver	Time	Laps	Gap	Kph	Session
33	90 TF Sport	Aston Martin Vantage	LMGTE Am	Salih YOLUC	4:01.401	23	10.673	203.2	Free Practice
34	85 Keating Motorsports	Ferrari F488 GTE	LMGTE Am	Ben KEATING	4:02.031	13	11.303	202.7	Qualifying Practice 1
35	84 JMW Motorsport	Ferrari F488 GTE	LMGTE Am	Liam GRIFFIN	4:02.654	20	11.926	202.2	Free Practice
36	70 MR Racing	Ferrari F488 GTE	LMGTE Am	Motoaki ISHIKAWA	4:02.698	28	11.970	202.1	Free Practice
37	80 Ebimotors	Porsche 911 RSR	LMGTE Am	Erik MARIS	4:03.248	21	12.520	201.7	Free Practice
38	61 Clearwater Racing	Ferrari F488 GTE	LMGTE Am	Weng Sun MOK	4:05.351	25	14.623	199.9	Free Practice
39	99 Proton Competition	Porsche 911 RSR	LMGTE Am	Timothy PAPPAS	4:10.438	17	19.710	195.9	Free Practice

Published at:

Race Director:	Timekeeper:
-----------------------	--------------------





FIA WEC

86^e Edition des 24 Heures du Mans

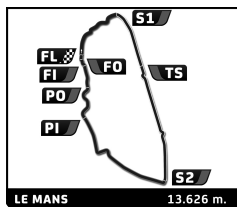
Qualifying Practice 1

Best Sector Times



SECTOR 1			SECTOR 2			SECTOR 3			Pos	Team	Cl	Ideal Lap	Best Lap
Pos	Driver	Time	Driver	Time	Driver	Time	Pos	Team					
1	17 S.SARRAZIN	30.912	7 K.KOBAYASHI	1:15.260	8 K.NAKAJIMA	1:30.213	1	8 Toyota Gazoo Racing	LMP1	H	3:17.270	3:17.270 (1)	
2	3 G.MENEZES	30.993	8 K.NAKAJIMA	1:15.668	7 K.KOBAYASHI	1:30.625	2	7 Toyota Gazoo Racing	LMP1	H	3:17.377	3:17.377 (2)	
3	1 B.SENNA	31.045	17 E.ORUDZHEV	1:16.567	1 B.SENNA	1:31.315	3	17 SMP Racing	LMP1		3:19.070	3:19.483 (3)	
4	11 J.BUTTON	31.159	1 B.SENNA	1:16.849	10 B.HANLEY	1:31.572	4	1 Rebellion Racing	LMP1		3:19.209	3:19.662 (4)	
5	4 T.DILLMANN	31.335	3 G.MENEZES	1:16.965	17 S.SARRAZIN	1:31.591	5	3 Rebellion Racing	LMP1		3:19.945	3:19.945 (5)	
6	8 K.NAKAJIMA	31.389	10 B.HANLEY	1:17.092	4 T.DILLMANN	1:31.721	6	10 Dragonspeed	LMP1		3:20.254	3:21.110 (6)	
7	7 K.KOBAYASHI	31.492	11 M.ALESHIN	1:17.205	3 G.MENEZES	1:31.987	7	11 SMP Racing	LMP1		3:20.750	3:21.408 (7)	
8	10 B.HANLEY	31.590	4 T.DILLMANN	1:17.855	11 M.ALESHIN	1:32.386	8	4 Bykolles Racing Team	LMP1		3:20.911	3:22.505 (8)	
9	5 L.ROUSSEL	32.149	48 P.CHATIN	1:18.599	5 L.ROUSSEL	1:33.623	9	48 Idec Sport	LMP2		3:24.946	3:24.956 (9)	
10	48 P.CHATIN	32.188	26 J.VERGNE	1:19.054	28 L.DUVAL	1:33.819	10	28 TDS Racing	LMP2		3:25.240	3:25.240(10)	
11	26 J.VERGNE	32.220	28 L.DUVAL	1:19.088	48 P.CHATIN	1:34.159	11	5 CEFC TRSM Racing	LMP1		3:25.488	3:26.246(11)	
12	28 L.DUVAL	32.333	36 A.NEGRÃO	1:19.121	31 P.MALDONADO	1:34.299	12	31 Dragonspeed	LMP2		3:25.997	3:26.508(13)	
13	22 F.ALBUQUERQUE	32.491	31 P.MALDONADO	1:19.142	36 N.LAPIERRE	1:34.437	13	26 G-Drive Racing	LMP2		3:26.013	3:26.447(12)	
14	31 P.MALDONADO	32.556	37 J.JAAFAR	1:19.366	22 F.ALBUQUERQUE	1:34.625	14	36 Signatech Alpine Matmut	LMP2		3:26.247	3:26.681(14)	
15	6 O.ROWLAND	32.563	22 F.ALBUQUERQUE	1:19.380	26 J.VERGNE	1:34.739	15	22 United Autosports	LMP2		3:26.496	3:26.772(15)	
16	23 W.STEVENS	32.637	29 G.VAN DER GARDE	1:19.530	29 G.VAN DER GARDE	1:35.043	16	29 Racing Team Nederland	LMP2		3:27.378	3:28.556(19)	
17	47 L.NASR	32.656	35 N.NATO	1:19.667	47 L.NASR	1:35.086	17	37 Jackie Chan DC Racing	LMP2		3:27.468	3:27.468(16)	
18	36 N.LAPIERRE	32.689	38 H.TUNG	1:19.678	38 H.TUNG	1:35.137	18	38 Jackie Chan DC Racing	LMP2		3:27.550	3:27.999(18)	
19	37 J.JAAFAR	32.724	5 L.ROUSSEL	1:19.716	37 J.JAAFAR	1:35.378	19	47 Cetilar Villorba Corse	LMP2		3:27.701	3:27.993(17)	
20	38 H.TUNG	32.735	47 L.NASR	1:19.959	39 T.GOMMENDY	1:35.659	20	35 SMP Racing	LMP2		3:28.487	3:28.629(20)	
21	29 G.VAN DER GARDE	32.805	32 J.MONTOYA	1:20.217	35 N.NATO	1:35.807	21	39 Graff-SO24	LMP2		3:29.054	3:29.860(22)	
22	39 T.GOMMENDY	32.931	40 J.ALLEN	1:20.457	23 W.STEVENS	1:35.957	22	23 Panis Barthez Competition	LMP2		3:29.093	3:29.421(21)	
23	35 N.NATO	33.013	39 J.HIRSCHI	1:20.464	32 J.MONTOYA	1:36.219	23	32 United Autosports	LMP2		3:29.592	3:30.347(24)	
24	34 R.TAYLOR	33.149	23 W.STEVENS	1:20.499	6 O.ROWLAND	1:36.590	24	6 CEFC TRSM Racing	LMP1		3:30.002	3:30.339(23)	
25	40 J.ALLEN	33.151	6 A.BRUNDLÉ	1:20.849	40 E.GUIBBERT	1:37.335	25	40 G-Drive Racing	LMP2		3:30.943	3:31.291(25)	
26	32 J.MONTOYA	33.156	34 R.TAYLOR	1:20.944	44 A.BERTOLINI	1:38.337	26	34 Jackie Chan DC Racing	LMP2		3:32.899	3:33.755(27)	
27	44 A.BERTOLINI	33.573	44 A.BERTOLINI	1:21.265	33 D.CHENG	1:38.693	27	44 Eurasia Motorsport	LMP2		3:33.175	3:33.532(26)	
28	33 D.CHENG	34.182	33 D.CHENG	1:22.232	34 R.TAYLOR	1:38.806	28	33 Jackie Chan DC Racing	LMP2		3:35.107	3:35.237(28)	
29	50 R.RICCI	34.188	50 R.RICCI	1:22.627	50 R.RICCI	1:41.278	29	50 Larbre Competition	LMP2		3:38.093	3:38.206(29)	
30	25 M.PATTERSON	35.710	25 M.PATTERSON	1:23.755	91 G.BRUNI	1:43.817	30	25 Algarve Pro Racing	LMP2		3:43.646	3:44.177(30)	
31	93 P.PILET	35.780	91 G.BRUNI	1:27.732	25 M.PATTERSON	1:44.181	31	91 Porsche GT Team	LMGTE Pro		3:47.504	3:47.504(31)	
32	92 M.CHRISTENSEN	35.916	93 P.PILET	1:28.016	51 A.PIER GUIDI	1:44.713	32	92 Porsche GT Team	LMGTE Pro		3:48.977	3:49.097(32)	
33	91 G.BRUNI	35.955	92 M.CHRISTENSEN	1:28.124	66 O.PLA	1:44.797	33	66 Ford Chip Ganassi Team UK	LMGTE Pro		3:49.063	3:49.181(33)	
34	66 O.PLA	35.977	94 S.MÜLLER	1:28.212	92 M.CHRISTENSEN	1:44.937	34	93 Porsche GT Team	LMGTE Pro		3:49.419	3:50.261(37)	
35	71 S.BIRD	36.021	71 S.BIRD	1:28.260	68 D.MÜLLER	1:45.020	35	71 AF Corse	LMGTE Pro		3:49.561	3:50.669(42)	
36	63 A.GARCIA	36.035	67 A.PRIAULX	1:28.264	71 S.BIRD	1:45.280	36	68 Ford Chip Ganassi Team USA	LMGTE Pro		3:49.582	3:49.582(34)	
37	88 M.CAIROLI	36.094	66 O.PLA	1:28.289	63 A.GARCIA	1:45.328	37	51 AF Corse	LMGTE Pro		3:49.854	3:49.854(35)	
38	67 A.PRIAULX	36.123	82 A.FELIX DA COSTA	1:28.352	88 M.CAIROLI	1:45.428	38	94 Porsche GT Team	LMGTE Pro		3:50.089	3:50.089(36)	
39	68 D.MÜLLER	36.152	68 D.MÜLLER	1:28.410	81 N.CATSBURG	1:45.447	39	63 Corvette Racing - GM	LMGTE Pro		3:50.146	3:50.789(44)	
40	64 T.MILNER	36.172	69 R.WESTBROOK	1:28.607	64 T.MILNER	1:45.500	40	67 Ford Chip Ganassi Team UK	LMGTE Pro		3:50.159	3:50.429(38)	
41	77 M.CAMPBELL	36.174	81 N.CATSBURG	1:28.614	69 R.WESTBROOK	1:45.530	41	82 BMW Team MTEK	LMGTE Pro		3:50.253	3:50.579(39)	
42	56 J.BERGMEISTER	36.190	64 T.MILNER	1:28.643	82 A.FELIX DA COSTA	1:45.542	42	64 Corvette Racing - GM	LMGTE Pro		3:50.315	3:50.952(45)	
43	51 A.PIER GUIDI	36.193	63 A.GARCIA	1:28.783	94 S.MÜLLER	1:45.588	43	69 Ford Chip Ganassi Team USA	LMGTE Pro		3:50.362	3:50.593(40)	
44	69 R.WESTBROOK	36.225	51 A.PIER GUIDI	1:28.948	93 P.PILET	1:45.623	44	81 BMW Team MTEK	LMGTE Pro		3:50.459	3:50.596(41)	
45	94 S.MÜLLER	36.289	56 J.BERGMEISTER	1:28.954	67 A.PRIAULX	1:45.772	45	88 Dempsey - Proton Racing	LMGTE Am		3:50.728	3:50.728(43)	
46	52 A.GIOVINAZZI	36.343	88 M.CAIROLI	1:29.206	97 A.LYNN	1:46.070	46	56 Team Project 1	LMGTE Am		3:51.618	3:52.985(51)	
47	82 A.FELIX DA COSTA	36.359	86 B.BARKER	1:29.214	86 B.BARKER	1:46.132	47	77 Dempsey - Proton Racing	LMGTE Am		3:51.632	3:51.930(46)	
48	54 G.FISICHELLA	36.361	77 M.CAMPBELL	1:29.283	77 M.CAMPBELL	1:46.175	48	86 Gulf Racing	LMGTE Am		3:51.788	3:52.517(49)	
49	81 N.CATSBURG	36.398	52 A.GIOVINAZZI	1:29.294	54 G.FISICHELLA	1:46.184	49	52 AF Corse	LMGTE Pro		3:51.857	3:52.112(47)	
50	86 B.BARKER	36.442	54 G.FISICHELLA	1:29.420	52 A.GIOVINAZZI	1:46.220	50	54 Spirit of Race	LMGTE Am		3:51.965	3:52.756(50)	
51	97 M.MARTIN	36.566	97 A.LYNN	1:29.726	56 J.BERGMEISTER	1:46.474	51	97 Aston Martin Racing	LMGTE Pro		3:52.362	3:52.486(48)	
52	95 N.THIIM	36.575	98 P.LAMY	1:30.197	85 J.BLEEKEMOLEN	1:46.806	52	95 Aston Martin Racing	LMGTE Pro		3:53.987	3:54.780(55)	





FIA WEC

86^e Edition des 24 Heures du Mans

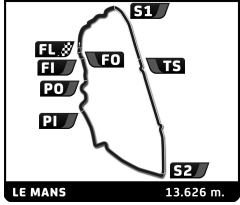
Qualifying Practice 1



Best Sector Times

SECTOR 1			SECTOR 2		SECTOR 3		Pos	Team	Cl	Ideal Lap	Best Lap
Pos	Driver	Time	Driver	Time	Driver	Time					
53	85 J.BLEEKEMOLEN	36.646	80 F.BABINI	1:30.206	84 J.SEGAL	1:46.961	53	98 Aston Martin Racing	LMGTE Am	3:53.987	3:54.307 (53)
54	61 M.GRIFFIN	36.670	95 M.SØRENSEN	1:30.258	98 P.LAMY	1:47.118	54	85 Keating Motorsports	LMGTE Am	3:54.000	3:54.000 (52)
55	98 P.LAMY	36.672	84 J.SEGAL	1:30.401	95 M.SØRENSEN	1:47.154	55	84 JMW Motorsport	LMGTE Am	3:54.082	3:54.384 (54)
56	84 J.SEGAL	36.720	61 M.GRIFFIN	1:30.432	70 O.BERETTA	1:47.356	56	80 Ebimotors	LMGTE Am	3:54.869	3:55.569 (58)
57	80 F.BABINI	36.721	85 J.BLEEKEMOLEN	1:30.548	90 E.HANKEY	1:47.579	57	70 MR Racing	LMGTE Am	3:54.951	3:54.951 (56)
58	70 O.BERETTA	36.847	90 C.EASTWOOD	1:30.576	80 F.BABINI	1:47.942	58	90 TF Sport	LMGTE Am	3:55.076	3:55.661 (59)
59	90 C.EASTWOOD	36.921	70 O.BERETTA	1:30.748	61 M.GRIFFIN	1:47.974	59	61 Clearwater Racing	LMGTE Am	3:55.076	3:55.076 (57)
60	99 P.LONG	37.775	99 P.LONG	1:32.029	99 S.PUMPELLY	1:51.891	60	99 Proton Competition	LMGTE Am	4:01.695	4:03.107 (60)





FIA WEC

86^e Edition des 24 Heures du Mans

Qualifying Practice 1



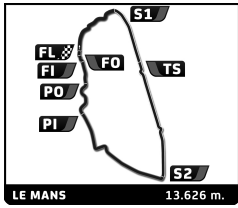
Best Specific Sectors

Pos	T6		T7		PORSCHE		FORD		T6+ T7	
	Driver	Time Kph	Driver	Time Kph	Driver	Time Kph	Driver	Time Kph	Driver	Time Kph
1	7 K. KOBAYASHI	3.084 169.0	7 K. KOBAYASHI	3.566 251.5	1 B. SENNA	13.268 280.0	17 S. SARRAZIN	5.999 155.2	7 K. KOBAYASHI	6.689 214.7
2	8 K. NAKAJIMA	3.123 166.9	8 K. NAKAJIMA	3.614 248.1	3 G. MENEZES	13.537 274.4	8 K. NAKAJIMA	6.030 154.4	8 K. NAKAJIMA	6.737 213.2
3	1 B. SENNA	3.306 157.7	11 V. PETROV	3.752 239.0	17 S. SARRAZIN	13.611 273.0	4 T. DILLMANN	6.047 153.9	1 B. SENNA	7.068 203.2
4	17 S. SARRAZIN	3.324 156.8	1 B. SENNA	3.762 238.4	10 B. HANLEY	13.702 271.1	1 B. SENNA	6.069 153.4	11 V. PETROV	7.091 202.6
5	11 V. PETROV	3.333 156.4	17 S. SARRAZIN	3.763 238.3	8 K. NAKAJIMA	14.002 265.3	10 B. HANLEY	6.069 153.4	17 E. ORUDZHEV	7.092 202.5
6	4 T. DILLMANN	3.377 154.4	3 G. MENEZES	3.765 238.2	5 M. SIMPSON	14.014 265.1	3 G. MENEZES	6.159 151.1	3 G. MENEZES	7.143 201.1
7	3 G. MENEZES	3.378 154.3	4 T. DILLMANN	3.780 237.2	11 V. PETROV	14.173 262.1	7 K. KOBAYASHI	6.185 150.5	4 T. DILLMANN	7.157 200.7
8	10 B. HANLEY	3.419 152.5	10 B. HANLEY	3.818 234.9	4 T. DILLMANN	14.202 261.6	32 J. MONTOYA	6.226 149.5	10 B. HANLEY	7.237 198.5
9	6 O. ROWLAND	3.433 151.8	5 M. SIMPSON	3.904 229.7	7 K. KOBAYASHI	14.313 259.6	11 V. PETROV	6.246 149.0	6 A. BRUNDLE	7.364 195.1
10	26 J. VERGNE	3.468 150.3	6 O. ROWLAND	3.923 228.6	28 L. DUVAL	14.372 258.5	26 J. VERGNE	6.259 148.7	26 J. VERGNE	7.404 194.0
11	48 P. CHATIN	3.476 150.0	28 L. DUVAL	3.931 228.1	48 P. CHATIN	14.539 255.5	31 P. MALDONADO	6.270 148.4	48 P. CHATIN	7.408 193.9
12	28 L. DUVAL	3.477 149.9	26 J. VERGNE	3.932 228.1	26 J. VERGNE	14.728 252.3	47 L. NASR	6.270 148.4	28 M. VAXIVIERE	7.410 193.8
13	36 N. LAPIERRE	3.489 149.4	48 P. CHATIN	3.932 228.1	22 F. ALBUQUERQUE	14.735 252.1	36 N. LAPIERRE	6.274 148.4	5 L. ROUSSEL	7.433 193.2
14	5 M. SIMPSON	3.499 149.0	36 N. LAPIERRE	3.941 227.5	6 O. ROWLAND	14.793 251.1	5 M. SIMPSON	6.281 148.2	36 N. LAPIERRE	7.436 193.2
15	38 H. TUNG	3.502 148.9	31 P. MALDONADO	3.943 227.4	36 N. LAPIERRE	14.796 251.1	6 O. ROWLAND	6.313 147.4	38 H. TUNG	7.456 192.7
16	47 L. NASR	3.510 148.5	40 E. GUIBBERT	3.953 226.9	31 P. MALDONADO	14.888 249.5	92 M. CHRISTENSEN	6.328 147.1	31 P. MALDONADO	7.467 192.4
17	31 P. MALDONADO	3.513 148.4	38 H. TUNG	3.954 226.8	37 W. TAN	14.896 249.4	38 H. TUNG	6.343 146.7	47 L. NASR	7.473 192.2
18	22 F. ALBUQUERQUE	3.534 147.5	22 F. ALBUQUERQUE	3.959 226.5	39 T. GOMMENDY	14.997 247.7	29 G. VAN DER GARDE	6.361 146.3	22 F. ALBUQUERQUE	7.493 191.7
19	29 G. VAN DER GARDE	3.538 147.3	47 L. NASR	3.963 226.3	38 H. TUNG	15.026 247.3	91 G. BRUNI	6.367 146.2	29 G. VAN DER GARDE	7.529 190.8
20	23 J. CANAL	3.570 146.0	37 W. TAN	3.965 226.2	47 L. NASR	15.033 247.1	28 L. DUVAL	6.382 145.8	40 E. GUIBBERT	7.532 190.7
21	32 J. MONTOYA	3.574 145.9	23 J. CANAL	3.966 226.1	29 G. VAN DER GARDE	15.084 246.3	35 H. NEWEY	6.382 145.8	23 W. STEVENS	7.540 190.5
22	40 E. GUIBBERT	3.579 145.6	33 D. CHENG	3.975 225.6	35 H. NEWEY	15.224 244.0	23 J. CANAL	6.388 145.7	37 J. JAAFAR	7.545 190.4
23	37 W. TAN	3.580 145.6	35 H. NEWEY	3.976 225.5	34 R. TAYLOR	15.267 243.3	93 P. PILET	6.388 145.7	32 J. MONTOYA	7.553 190.2
24	39 T. GOMMENDY	3.583 145.5	39 T. GOMMENDY	3.976 225.5	23 J. CANAL	15.308 242.7	98 P. LAMY	6.394 145.6	39 T. GOMMENDY	7.572 189.7
25	35 H. NEWEY	3.597 144.9	32 J. MONTOYA	3.977 225.5	32 J. MONTOYA	15.362 241.8	48 P. CHATIN	6.402 145.4	35 H. NEWEY	7.576 189.6
26	33 D. CHENG	3.604 144.6	29 G. VAN DER GARDE	3.981 225.3	40 E. GUIBBERT	15.403 241.2	22 F. ALBUQUERQUE	6.408 145.3	33 D. CHENG	7.587 189.3
27	44 A. BERTOLINI	3.608 144.5	44 A. BERTOLINI	3.981 225.3	33 D. CHENG	16.067 231.2	95 N. THIIM	6.408 145.3	44 A. BERTOLINI	7.591 189.2
28	34 R. TAYLOR	3.609 144.4	50 R. RICCI	4.023 222.9	44 A. BERTOLINI	16.187 229.5	56 J. BERGMEISTER	6.422 144.9	34 R. TAYLOR	7.643 187.9
29	93 P. PILET	3.655 142.6	34 R. TAYLOR	4.034 222.3	50 R. RICCI	16.730 222.1	67 A. PRIAULX	6.439 144.6	50 R. RICCI	7.683 187.0
30	50 R. RICCI	3.660 142.4	25 M. PATTERSON	4.079 219.8	81 N. CATSBURG	17.214 215.8	82 A. SIMS	6.439 144.6	25 M. PATTERSON	7.892 182.0
31	51 A. PIER GUIDI	3.719 140.2	93 P. PILET	4.375 205.0	91 G. BRUNI	17.315 214.6	51 A. PIER GUIDI	6.446 144.4	93 P. PILET	8.037 178.7
32	71 S. BIRD	3.736 139.5	64 T. MILNER	4.395 204.0	82 A. SIMS	17.336 214.3	66 O. PLA	6.446 144.4	51 A. PIER GUIDI	8.141 176.4
33	92 M. CHRISTENSEN	3.741 139.3	92 M. CHRISTENSEN	4.398 203.9	68 D. MÜLLER	17.373 213.8	68 D. MÜLLER	6.448 144.4	92 M. CHRISTENSEN	8.149 176.3
34	91 G. BRUNI	3.748 139.1	91 G. BRUNI	4.401 203.8	25 M. PATTERSON	17.438 213.1	54 G. FISICHELLA	6.462 144.0	71 S. BIRD	8.163 176.0
35	66 O. PLA	3.750 139.0	82 A. SIMS	4.415 203.1	92 M. CHRISTENSEN	17.444 213.0	70 O. BERETTA	6.467 143.9	91 G. BRUNI	8.168 175.9
36	68 D. MÜLLER	3.760 138.6	68 D. MÜLLER	4.418 203.0	71 S. BIRD	17.447 212.9	71 S. BIRD	6.470 143.9	68 D. MÜLLER	8.178 175.6
37	52 A. GIOVINAZZI	3.765 138.5	63 A. GARCIA	4.420 202.9	88 M. CAIROLI	17.451 212.9	61 M. GRIFFIN	6.482 143.6	66 O. PLA	8.180 175.6
38	54 G. FISICHELLA	3.769 138.3	66 O. PLA	4.421 202.8	51 A. PIER GUIDI	17.461 212.8	97 A. LYNN	6.488 143.5	64 T. MILNER	8.188 175.4
39	69 R. WESTBROOK	3.775 138.1	51 A. PIER GUIDI	4.422 202.8	67 A. PRIAULX	17.465 212.7	94 S. MÜLLER	6.492 143.4	69 R. WESTBROOK	8.207 175.0
40	56 J. BERGMEISTER	3.778 138.0	71 S. BIRD	4.424 202.7	98 P. LAMY	17.467 212.7	39 T. GOMMENDY	6.497 143.3	52 A. GIOVINAZZI	8.217 174.8
41	64 T. MILNER	3.783 137.8	94 S. MÜLLER	4.424 202.7	97 A. LYNN	17.483 212.5	63 A. GARCIA	6.502 143.2	63 A. GARCIA	8.218 174.8
42	70 O. BERETTA	3.784 137.8	69 R. WESTBROOK	4.428 202.5	95 N. THIIM	17.522 212.0	81 N. CATSBURG	6.528 142.6	82 A. FELIX DA COSTA	8.222 174.7
43	67 A. PRIAULX	3.784 137.8	81 N. CATSBURG	4.439 202.0	77 M. CAMPBELL	17.536 211.9	80 F. BABINI	6.529 142.6	94 R. DUMAS	8.224 174.7
44	85 J. BLEEKEMOLEN	3.787 137.6	67 A. PRIAULX	4.446 201.7	54 G. FISICHELLA	17.562 211.5	44 A. BERTOLINI	6.536 142.4	56 J. BERGMEISTER	8.229 174.6
45	98 P. LAMY	3.788 137.6	56 J. BERGMEISTER	4.451 201.5	69 R. WESTBROOK	17.565 211.5	64 T. MILNER	6.542 142.3	67 A. PRIAULX	8.232 174.5
46	63 A. GARCIA	3.790 137.5	52 A. GIOVINAZZI	4.452 201.4	63 A. GARCIA	17.571 211.4	85 J. BLEEKEMOLEN	6.544 142.2	54 G. FISICHELLA	8.239 174.3
47	77 M. CAMPBELL	3.793 137.4	77 M. CAMPBELL	4.460 201.1	94 S. MÜLLER	17.573 211.4	37 W. TAN	6.546 142.2	77 M. CAMPBELL	8.253 174.0
48	86 B. BARKER	3.795 137.4	88 M. CAIROLI	4.464 200.9	84 J. SEGAL	17.583 211.3	69 R. WESTBROOK	6.552 142.1	86 B. BARKER	8.272 173.6
49	94 S. MÜLLER	3.800 137.2	86 B. BARKER	4.469 200.7	85 J. BLEEKEMOLEN	17.612 210.9	88 M. CAIROLI	6.556 142.0	98 P. LAMY	8.273 173.6
50	84 J. SEGAL	3.804 137.0	54 G. FISICHELLA	4.470 200.6	52 A. GIOVINAZZI	17.614 210.9	84 J. SEGAL	6.574 141.6	88 M. CAIROLI	8.276 173.6
51	95 N. THIIM	3.806 137.0	80 F. BABINI	4.473 200.5	66 O. PLA	17.614 210.9	52 A. GIOVINAZZI	6.595 141.1	70 O. BERETTA	8.279 173.5
52	82 A. SIMS	3.807 136.9	97 A. LYNN	4.483 200.0	93 P. PILET	17.631 210.7	77 M. CAMPBELL	6.622 140.6	85 J. BLEEKEMOLEN	8.284 173.4
53	97 A. LYNN	3.807 136.9	98 P. LAMY	4.485 199.9	64 T. MILNER	17.647 210.5	86 B. BARKER	6.632 140.3	80 F. BABINI	8.287 173.3
54	88 M. CAIROLI	3.812 136.7	99 P. LONG	4.491 199.7	90 E. HANKEY	17.716 209.7	33 D. CHENG	6.713 138.7	97 A. LYNN	8.290 173.3
55	25 M. PATTERSON	3.813 136.7	95 N. THIIM	4.493 199.6	86 B. BARKER	17.733 209.5	40 E. GUIBBERT	6.715 138.6	95 M. SØRENSEN	8.299 173.1
56	80 F. BABINI	3.814 136.7	70 O. BERETTA	4.495 199.5	56 J. BERGMEISTER	17.899 207.6	34 R. TAYLOR	6.752 137.9	84 J. SEGAL	8.307 172.9



24h LE MANS

16-17 JUIN 2018



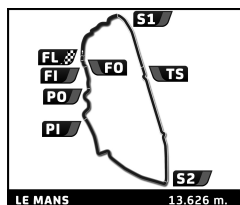
FIA WEC 86^e Edition des 24 Heures du Mans Qualifying Practice 1

Best Specific Sectors



Pos	T6		T7		PORSCHE		FORD		T6+ T7	
	Driver	Time Kph	Driver	Time Kph	Driver	Time Kph	Driver	Time Kph	Driver	Time Kph
57	61 M. GRIFFIN	3.814 136.7	85 J. BLEEKEMOLEN	4.496 199.5	61 M. GRIFFIN	18.041 205.9	90 E. HANKEY	6.785 137.2	81 N.CATSBURG	8.319 172.7
58	90 E. HANKEY	3.850 135.4	84 J. SEGAL	4.497 199.4	70 O. BERETTA	18.197 204.2	99 P. LONG	6.943 134.1	61 M.GRIFFIN	8.337 172.3
59	99 P. LONG	3.858 135.1	90 E. HANKEY	4.518 198.5	80 F. BABINI	18.312 202.9	50 R. RICCI	6.992 133.1	99 P.LONG	8.354 171.9
60	81 N. CATSBURG	3.865 134.9	61 M. GRIFFIN	4.520 198.4	99 P. LONG	18.662 199.1	25 M. PATTERSON	7.483 124.4	90 C.EASTWOOD	8.368 171.7





FIA WEC

86^e Edition des 24 Heures du Mans

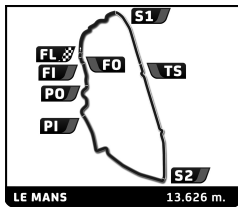
After Qualifying Practice 1



Event maximum speed

Team	Car	Class	Driver	Top Speed	Lap	Session
8 Toyota Gazoo Racing	Toyota TS050 - Hybrid	LMP1 H	Sébastien BUEMI	342.3	10	Free Practice
11 SMP Racing	BR Engineering BR1 - AER	LMP1	Vitaly PETROV	339.1	3	Qualifying Practice 1
36 Signatech Alpine Matmut	Alpine A470 - Gibson	LMP2	Nicolas LAPIERRE	339.1	3	Qualifying Practice 1
29 Racing Team Nederland	Dallara P217 - Gibson	LMP2	Giedo VAN DER GARDE	338.1	3	Qualifying Practice 1
35 SMP Racing	Dallara P217 - Gibson	LMP2	Norman NATO	338.1	26	Qualifying Practice 1
17 SMP Racing	BR Engineering BR1 - AER	LMP1	Stéphane SARRAZIN	337.0	40	Free Practice
31 Dragonspeed	Oreca 07 - Gibson	LMP2	Pastor MALDONADO	337.0	5	Free Practice
37 Jackie Chan DC Racing	Oreca 07 - Gibson	LMP2	Jazeman JAAFAR	337.0	13	Qualifying Practice 1
28 TDS Racing	Oreca 07 - Gibson	LMP2	Loïc DUVAL	336.0	38	Free Practice
32 United Autosports	Ligier JSP217 - Gibson	LMP2	Hugo DE SADELEER	336.0	18	Free Practice
40 G-Drive Racing	Oreca 07 - Gibson	LMP2	Jose GUTIERREZ	336.0	16	Free Practice
47 Cetilar Villorba Corse	Dallara P217 - Gibson	LMP2	Luis Felipe NASR	336.0	11	Free Practice
22 United Autosports	Ligier JSP217 - Gibson	LMP2	Philip HANSON	334.9	9	Qualifying Practice 1
23 Paris Barthez Competition	Ligier JSP217 - Gibson	LMP2	Timothé BURET	334.9	39	Free Practice
26 G-Drive Racing	Oreca 07 - Gibson	LMP2	Roman RUSINOV	334.9	14	Free Practice
4 Bykolles Racing Team	Enso CLM P1/01 - Nismo	LMP1	Tom DILLMANN	334.9	21	Qualifying Practice 1
7 Toyota Gazoo Racing	Toyota TS050 - Hybrid	LMP1 H	Kamui KOBAYASHI	334.9	47	Free Practice
33 Jackie Chan DC Racing	Ligier JSP217 - Gibson	LMP2	Pierre NICOLET	333.9	14	Qualifying Practice 1
38 Jackie Chan DC Racing	Oreca 07 - Gibson	LMP2	Ho-Pin TUNG	333.9	24	Qualifying Practice 1
10 Dragonspeed	BR Engineering BR1 - Gibson	LMP1	Ben HANLEY	332.9	43	Free Practice
3 Rebellion Racing	Rebellion R13 - Gibson	LMP1	Gustavo MENEZES	332.9	30	Free Practice
44 Eurasia Motorsport	Ligier JSP217 - Gibson	LMP2	Andrea BERTOLINI	332.9	39	Free Practice
34 Jackie Chan DC Racing	Ligier JSP217 - Gibson	LMP2	Côme LEDOGAR	331.8	42	Free Practice
39 Graff-SO24	Oreca 07 - Gibson	LMP2	Vincent CAPILLAIRE	331.8	25	Qualifying Practice 1
48 Idec Sport	Oreca 07 - Gibson	LMP2	Paul Loup CHATIN	331.8	5	Qualifying Practice 1
1 Rebellion Racing	Rebellion R13 - Gibson	LMP1	Neel JANI	329.8	12	Qualifying Practice 1
25 Algarve Pro Racing	Ligier JSP217 - Gibson	LMP2	Mark PATTERSON	329.8	5	Free Practice
50 Larbre Competition	Ligier JSP217 - Gibson	LMP2	Thomas DAGONEAU	328.8	6	Free Practice
5 CEFC TRSM Racing	Ginetta G60-LT-P1 - Mecachrome	LMP1	Michael SIMPSON	326.8	11	Free Practice
6 CEFC TRSM Racing	Ginetta G60-LT-P1 - Mecachrome	LMP1	Oliver ROWLAND	322.9	2	Qualifying Practice 1
91 Porsche GT Team	Porsche 911 RSR	LMGTE Pro	Frédéric MAKOWIECKI	322.9	31	Free Practice
86 Gulf Racing	Porsche 911 RSR	LMGTE Am	Benjamin BARKER	305.6	15	Free Practice
67 Ford Chip Ganassi Team UK	Ford GT	LMGTE Pro	Andy PRIAULX	303.9	3	Qualifying Practice 1
71 AF Corse	Ferrari 488 GTE EVO	LMGTE Pro	Davide RIGON	303.0	9	Free Practice
64 Corvette Racing - GM	Chevrolet Corvette C7.R	LMGTE Pro	Tommy MILNER	301.3	11	Qualifying Practice 1
66 Ford Chip Ganassi Team UK	Ford GT	LMGTE Pro	Olivier PLA	299.7	2	Qualifying Practice 1
68 Ford Chip Ganassi Team USA	Ford GT	LMGTE Pro	Dirk MÜLLER	299.7	7	Qualifying Practice 1
69 Ford Chip Ganassi Team USA	Ford GT	LMGTE Pro	Richard WESTBROOK	298.8	7	Qualifying Practice 1
94 Porsche GT Team	Porsche 911 RSR	LMGTE Pro	Sven MÜLLER	298.8	8	Qualifying Practice 1
93 Porsche GT Team	Porsche 911 RSR	LMGTE Pro	Nick TANDY	298.0	12	Free Practice
63 Corvette Racing - GM	Chevrolet Corvette C7.R	LMGTE Pro	Mike ROCKENFELLER	297.2	19	Qualifying Practice 1
51 AF Corse	Ferrari 488 GTE EVO	LMGTE Pro	Alessandro PIER GUIDI	296.4	33	Free Practice
92 Porsche GT Team	Porsche 911 RSR	LMGTE Pro	Kevin ESTRE	296.4	19	Qualifying Practice 1
81 BMW Team MTEK	BMW M8 GTE	LMGTE Pro	Martin TOMCZYK	295.6	17	Free Practice
52 AF Corse	Ferrari 488 GTE EVO	LMGTE Pro	Antonio GIOVINAZZI	294.8	35	Free Practice
56 Team Project 1	Porsche 911 RSR	LMGTE Am	Jörg BERGMEISTER	294.8	3	Qualifying Practice 1
82 BMW Team MTEK	BMW M8 GTE	LMGTE Pro	Alexander SIMS	294.0	5	Qualifying Practice 1
85 Keating Motorsports	Ferrari F488 GTE	LMGTE Am	Jeroen BLEEKEMOLEN	294.0	4	Qualifying Practice 1
84 JMW Motorsport	Ferrari F488 GTE	LMGTE Am	Jeffrey SEGAL	293.2	7	Qualifying Practice 1
95 Aston Martin Racing	Aston Martin Vantage AMR	LMGTE Pro	Nicki THIMM	293.2	47	Free Practice
70 MR Racing	Ferrari F488 GTE	LMGTE Am	Edward CHEEVER	292.4	5	Free Practice
80 Ebimotors	Porsche 911 RSR	LMGTE Am	Christina NIELSEN	292.4	6	Free Practice
88 Dempsey - Proton Racing	Porsche 911 RSR	LMGTE Am	Matteo CAIROLI	292.4	33	Free Practice
54 Spirit of Race	Ferrari F488 GTE	LMGTE Am	Giancarlo FISICHELLA	291.6	5	Qualifying Practice 1
61 Clearwater Racing	Ferrari F488 GTE	LMGTE Am	Weng Sun MOK	291.6	29	Free Practice
77 Dempsey - Proton Racing	Porsche 911 RSR	LMGTE Am	Christian RIED	291.6	21	Free Practice
97 Aston Martin Racing	Aston Martin Vantage AMR	LMGTE Pro	Alexander LYNN	291.6	45	Free Practice
98 Aston Martin Racing	Aston Martin Vantage	LMGTE Am	Pedro LAMY	290.8	2	Qualifying Practice 1
90 TF Sport	Aston Martin Vantage	LMGTE Am	Charles EASTWOOD	290.0	13	Qualifying Practice 1
99 Proton Competition	Porsche 911 RSR	LMGTE Am	Spencer PUMPELLY	290.0	24	Free Practice





FIA WEC

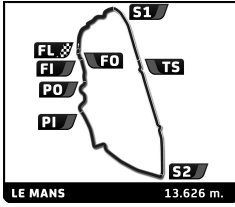
86^e Edition des 24 Heures du Mans After Qualifying Practice 1

Event maximum speed



Team	Car	Class	Driver	Top Speed	Lap	Session
------	-----	-------	--------	-----------	-----	---------





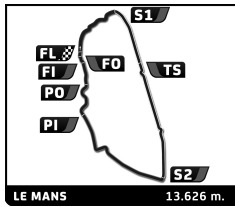
FIA WEC
86^e Edition des 24 Heures du Mans
Qualifying Practice 1

Fastest Lap Sequence



Practice Time	Team	Car	Class	Driver	Time	Kph	Lap
6:55.224	10 Dragonspeed	BR Engineering BR1 - Gibson	LMP1	Ben HANLEY	3:21.110	243.9	2
7:09.350	17 SMP Racing	BR Engineering BR1 - AER	LMP1	Stéphane SARRAZIN	3:20.749	244.4	2
7:13.784	8 Toyota Gazoo Racing	Toyota TS050 - Hybrid	LMP1 H	Kazuki NAKAJIMA	3:17.270	248.7	2





FIA WEC
86^e Edition des 24 Heures du Mans
Qualifying Practice 1

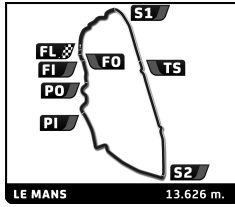
Sector Analysis



■ Personal Best ■ Session Best B Crossing the finish line in pit lane

Lap	D	Time	Sector 1	Sector 2	Sector 3	T. Spd	Elapsed	Lap	D	Time	Sector 1	Sector 2	Sector 3	T. Spd	Elapsed	
1	1	46:27.958	B	...	1:32.391	2:13.666	255.7	46:27.958	1	2	3:56.514	59.430	1:18.888	1:38.196	320.1	3:56.514
2	1	16:09.596	...	1:23.518	1:39.769	322.9	1:02:37.554	2	2	3:17.270	31.389	1:15.668	1:30.213	321.0	7:13.784	
3	1	3:30.881	32.781	1:21.510	1:36.590	314.5	1:06:08.435	3	2	4:00.043	B	33.950	1:18.818	2:07.275	306.5	11:13.827
4	1	3:32.155	32.563	1:21.316	1:38.276	314.5	1:09:40.590	4	1	9:44.816	6:53.504	1:19.100	1:32.212	326.8	20:58.643	
5	1	4:30.181	B	1:14.920	1:24.893	1:50.368	314.5	1:14:10.771	5	1	3:22.512	32.519	1:17.944	1:32.049	314.5	24:21.155
6	2	6:32.026	3:28.116	1:24.294	1:39.616	322.0	1:20:42.797	6	1	3:22.907	33.607	1:18.333	1:30.967	290.0	27:44.062	
7	2	3:33.813	33.080	1:22.559	1:38.174	318.2	1:24:16.610	7	1	3:19.837	31.800	1:16.611	1:31.426	306.5	31:03.899	
8	2	3:31.320	32.848	1:21.244	1:37.228	319.1	1:27:47.930	8	1	3:18.802	31.685	1:16.532	1:30.585	302.2	34:22.701	
9	2	3:30.339	32.716	1:20.849	1:36.774	322.9	1:31:18.269	9	1	3:25.847	31.624	1:17.148	1:37.075	305.6	37:48.548	
10	2	3:38.068	B	32.789	1:20.892	1:44.387	316.3	1:34:56.337	10	1	3:58.436	1:03.182	1:18.517	1:36.737	328.8	41:46.984
11	3	6:28.328	3:18.567	1:26.444	1:43.317	311.8	1:41:24.665	11	1	3:22.743	31.724	1:16.741	1:34.278	305.6	45:09.727	
12	3	3:44.548	35.297	1:24.922	1:44.329	298.0	1:45:09.213	12	1	3:21.413	32.594	1:17.438	1:31.381	314.5	48:31.140	
13	3	3:37.074	33.513	1:22.918	1:40.643	315.4	1:48:46.287	13	1	3:32.545	B	32.781	1:20.618	1:39.146	297.2	52:03.685
14	3	3:35.831	33.460	1:23.669	1:38.702	315.4	1:52:22.118	14	3	8:11.007	5:16.084	1:19.976	1:34.947	325.8	1:00:14.692	
15	3	3:35.378	33.053	1:21.998	1:40.327	315.4	1:55:57.496	15	3	3:25.547	33.441	1:17.486	1:34.620	309.1	1:03:40.239	
16	3	3:32.501	33.555	1:21.535	1:37.411	318.2	1:59:29.997	16	3	3:23.759	32.148	1:17.352	1:34.259	304.7	1:07:03.998	
17	3	3:34.925	33.808	1:21.778	1:39.339	313.6	2:03:04.922	17	3	3:30.713	33.229	1:18.462	1:39.022	308.2	1:10:34.711	
7 Toyota Gazoo Racing Toyota TS050 - Hybrid																
1. Mike CONWAY 3. Jose Maria LOPEZ																
2. Kamui KOBAYASHI LMP1 - H																
1	2	4:11.868	1:00.777	1:18.784	1:52.307	318.2	4:11.868	18	3	3:59.397	1:03.300	1:17.984	1:38.113	323.9	1:14:34.108	
2	2	3:17.377	31.492	1:15.260	1:30.625	322.9	7:29.245	19	3	3:33.232	B	34.408	1:18.084	1:40.740	296.4	1:18:07.340
3	2	3:50.174	37.441	1:23.877	1:48.856	310.9	11:19.419	20	3	4:06.093	1:15.068	1:17.253	1:33.772	315.4	1:22:13.433	
4	2	4:51.495	1:24.496	1:39.968	1:47.031	313.6	16:10.914	21	3	3:20.991	32.405	1:16.825	1:31.761	321.0	1:25:34.424	
5	2	3:29.374	B	31.942	1:17.459	1:39.973	325.8	19:40.288	22	3	3:26.726	33.907	1:18.014	1:34.805	307.3	1:29:01.150
6	1	4:32.425	1:38.101	1:18.140	1:36.184	326.8	24:12.713	23	3	3:22.966	32.435	1:16.566	1:33.965	311.8	1:32:24.116	
7	1	3:20.748	32.194	1:16.984	1:31.570	307.3	27:33.461	24	3	3:28.657	B	31.873	1:18.034	1:38.750	302.2	1:35:52.773
8	1	3:20.392	32.443	1:16.945	1:31.004	310.9	30:53.853	25	2	4:21.578	1:28.894	1:18.613	1:34.071	320.1	1:40:14.351	
9	1	3:22.208	31.811	1:16.392	1:34.005	321.0	34:16.061	26	2	3:25.156	33.761	1:18.577	1:32.818	298.8	1:43:39.507	
10	1	3:29.933	B	31.972	1:17.078	1:40.883	320.1	37:45.994	27	2	3:22.454	32.400	1:17.908	1:32.146	314.5	1:47:01.961
11	3	4:42.140	1:46.553	1:19.382	1:36.205	325.8	42:28.134	28	2	3:22.283	31.970	1:18.322	1:31.991	301.3	1:50:24.244	
12	3	3:25.805	32.941	1:18.918	1:33.946	323.9	45:53.939	29	2	3:21.139	32.324	1:17.302	1:31.513	308.2	1:53:45.383	
13	3	3:23.281	32.382	1:17.388	1:33.511	307.3	49:17.220	30	2	3:24.502	32.267	1:18.748	1:33.487	310.0	1:57:09.885	
14	3	3:25.229	33.607	1:18.133	1:33.489	310.9	52:42.449	31	2	3:20.504	31.935	1:16.913	1:31.656	303.0	2:00:30.389	
15	3	3:24.335	32.996	1:18.004	1:33.335	327.8	56:06.784	10 Dragonspeed BR Engineering BR1 - Gibson								
16	3	3:21.836	32.378	1:17.372	1:32.086	307.3	59:28.620	1. Henrik HEDMAN 3. Renger VAN DER ZANDE								
17	3	3:26.982	B	32.185	1:16.856	1:37.941	310.0	1:02:55.602	2. Ben HANLEY LMP1							
18	3	4:14.495	1:21.818	1:17.177	1:35.500	323.9	1:07:10.097	1	2	3:34.114	38.035	1:21.858	1:34.221	315.4	3:34.114	
19	3	3:27.099	33.753	1:17.552	1:35.794	309.1	1:10:37.196	2	2	3:21.110	31.590	1:17.948	1:31.572	325.8	6:55.224	
20	3	3:57.043	1:02.815	1:17.517	1:36.711	326.8	1:14:34.239	3	2	3:30.743	B	31.864	1:17.092	1:41.787	327.8	10:25.967
21	3	3:23.199	33.796	1:17.562	1:31.841	322.0	1:17:57.438	4	2	11:37.232	8:45.609	1:19.125	1:32.498	325.8	22:03.199	
22	3	3:22.440	33.308	1:16.903	1:32.229	308.2	1:21:19.878	5	2	3:30.060	32.477	1:21.184	1:36.399	325.8	25:33.259	
23	3	3:34.054	B	32.749	1:16.629	1:44.676	306.5	1:24:53.932	6	2	3:25.434	32.601	1:17.999	1:34.834	329.8	28:58.693
24	1	5:32.058	2:39.979	1:18.323	1:33.756	322.0	1:30:25.990	7	2	3:33.748	B	32.051	1:18.374	1:43.323	330.8	32:32.441
25	1	3:24.116	33.533	1:17.806	1:32.777	306.5	1:33:50.106	8	1	7:35.814	4:16.913	1:26.046	1:52.855	294.8	40:08.255	
26	1	3:24.952	33.874	1:16.762	1:34.316	318.2	1:37:15.058	9	1	3:53.870	45.098	1:24.168	1:44.604	276.7	44:02.125	
27	1	3:23.419	31.866	1:17.013	1:34.540	305.6	1:40:38.477	10	1	3:42.878	33.723	1:23.164	1:45.991	326.8	47:45.003	
28	1	3:30.199	B	32.259	1:17.333	1:40.607	319.1	1:44:08.676	11	1	3:40.425	34.873	1:22.340	1:43.212	326.8	51:25.428
29	2	4:22.303	1:29.556	1:18.679	1:34.068	315.4	1:48:30.979	12	1	3:44.807	36.476	1:27.003	1:41.328	235.7	55:10.235	
30	2	3:22.349	32.280	1:17.716	1:32.353	314.5	1:51:53.328	13	1	4:30.079	B	33.809	1:27.089	2:29.181	317.2	59:40.314
31	2	3:25.331	32.979	1:17.498	1:34.854	321.0	1:55:18.659	11 SMP Racing BR Engineering BR1 - AER								
32	2	3:21.326	31.985	1:16.342	1:32.999	318.2	1:58:39.985	1. Vitaly PETROV 3. Jenson BUTTON								
33	2	3:21.535	32.137	1:17.017	1:32.381	309.1	2:02:01.520	2. Mikhail ALESHIN LMP1								
8 Toyota Gazoo Racing Toyota TS050 - Hybrid																
1. Sébastien BUEMI 3. Fernando ALONSO																
2. Kazuki NAKAJIMA LMP1 - H																





FIA WEC 86^e Edition des 24 Heures du Mans Qualifying Practice 1

Sector Analysis



■ Personal Best ■ Session Best ■ Crossing the finish line in pit lane

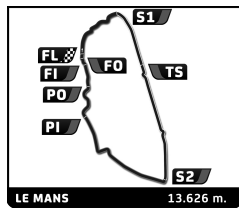
Lap	D	Time	Sector 1	Sector 2	Sector 3	T. Spd	Elapsed	Lap	D	Time	Sector 1	Sector 2	Sector 3	T. Spd	Elapsed
7	3	3:25.806	31.284	1:17.698	1:36.824	337.0	30:21.755	4	2	4:28.712	1:19.713	1:22.938	1:46.061	279.5	15:26.420
8	3	3:28.009	31.159	1:18.518	1:38.332	334.9	33:49.764	5	2	4:04.100	B 58.102	1:21.440	1:44.558	328.8	19:30.520
9	3	3:36.572	32.436	1:20.478	1:43.658	249.8	37:26.336	6	1	7:33.161	4:30.263	1:23.100	1:39.798	281.7	27:03.681
10	3	4:10.111	B 1:05.489	1:21.401	1:43.221	330.8	41:36.447	7	1	3:32.597	33.712	1:20.892	1:37.993	330.8	30:36.278
11	2	5:49.500	2:51.889	1:21.195	1:36.416	327.8	47:25.947	8	1	3:31.751	33.742	1:20.467	1:37.542	331.8	34:08.029
12	2	3:30.368	33.786	1:20.232	1:36.350	315.4	50:56.315	9	1	3:35.915	33.611	1:21.534	1:40.770	334.9	37:43.944
13	2	3:33.261	32.357	1:19.519	1:41.385	326.8	54:29.576	10	1	4:20.380	B 1:04.196	1:22.695	1:53.489	278.8	42:04.324
14	2	3:30.245	32.747	1:19.872	1:37.626	324.9	57:59.821	11	1	7:40.117	4:33.935	1:25.936	1:40.246	325.8	49:44.441
15	2	3:31.048	34.879	1:20.474	1:35.695	325.8	1:01:30.869	12	1	3:38.089	34.870	1:22.860	1:40.359	329.8	53:22.530
16	2	3:30.426	32.407	1:19.261	1:38.758	327.8	1:05:01.295	13	1	3:37.086	34.549	1:21.906	1:40.631	330.8	56:59.616
17	2	3:28.241	32.844	1:20.098	1:35.299	310.0	1:08:29.536	14	1	3:47.090	B 35.634	1:22.139	1:49.317	331.8	1:00:46.706
18	2	3:30.880	33.329	1:20.342	1:37.209	328.8	1:12:00.416	15	3	15:41.827	...	1:24.540	1:42.514	309.1	1:16:28.533
19	2	4:03.054	1:05.800	1:20.463	1:36.791	326.8	1:16:03.470	16	3	3:39.902	35.131	1:23.377	1:41.394	316.3	1:20:08.435
20	2	3:39.408	B 33.009	1:20.251	1:46.148	328.8	1:19:42.878	17	3	3:38.535	33.886	1:22.082	1:42.567	334.9	1:23:46.970
21	2	7:15.700	4:20.619	1:19.913	1:35.168	328.8	1:26:58.578	18	3	3:35.322	33.764	1:21.175	1:40.383	329.8	1:27:22.292
22	2	3:25.007	31.781	1:19.418	1:33.808	294.0	1:30:23.585	19	3	3:33.812	33.642	1:20.966	1:39.204	328.8	1:30:56.104
23	2	3:25.893	31.787	1:17.528	1:36.578	327.8	1:33:49.478	20	3	3:33.186	33.385	1:21.275	1:38.526	328.8	1:34:29.290
24	2	3:26.847	32.529	1:19.215	1:35.103	327.8	1:37:16.325	21	3	3:41.239	B 34.128	1:21.071	1:46.040	328.8	1:38:10.529
25	2	3:29.858	B 31.538	1:17.205	1:41.115	330.8	1:40:46.183	22	3	10:28.851	7:27.216	1:22.650	1:38.985	289.3	1:48:39.380
26	2	5:54.830	3:00.041	1:20.529	1:34.260	306.5	1:46:41.013	23	3	3:34.842	33.656	1:21.372	1:39.814	330.8	1:52:14.222
27	2	3:23.431	31.594	1:18.098	1:33.739	333.9	1:50:04.444	24	3	6:03.697	B 33.948	2:21.692	3:08.057	149.0	1:58:17.919
28	2	3:21.408	31.469	1:17.553	1:32.386	332.9	1:53:25.852								
29	2	3:36.596	B 31.974	1:20.077	1:44.545	329.8	1:57:02.448								

Lap	D	Time	Sector 1	Sector 2	Sector 3	T. Spd	Elapsed
1	1	3:48.601	49.704	1:20.563	1:38.334	327.8	3:48.601
2	1	3:20.749	31.087	1:17.714	1:31.948	327.8	7:09.350
3	1	3:19.483	30.912	1:16.980	1:31.591	328.8	10:28.833
4	1	4:25.729	1:27.319	1:21.711	1:36.699	326.8	14:54.562
5	1	4:05.566	B 1:03.357	1:19.397	1:42.812	327.8	19:00.128
6	2	6:21.275	3:26.131	1:18.787	1:36.357	324.9	25:21.403
7	2	3:26.362	33.537	1:17.550	1:35.275	327.8	28:47.765
8	2	3:20.423	31.051	1:16.567	1:32.805	329.8	32:08.188
9	2	3:22.953	31.089	1:16.666	1:35.198	330.8	35:31.141
10	2	3:45.034	B 32.545	1:18.993	1:53.496	329.8	39:16.175
11	3	11:15.729	8:18.592	1:20.578	1:36.559	321.0	50:31.904
12	3	3:33.802	34.442	1:22.349	1:37.011	284.7	54:05.706
13	3	3:25.522	32.106	1:19.394	1:34.022	325.8	57:31.228
14	3	3:26.630	31.942	1:20.185	1:34.503	327.8	1:00:57.858
15	3	3:28.851	32.644	1:19.605	1:36.602	322.9	1:04:26.709
16	3	3:24.731	32.097	1:18.792	1:33.842	328.8	1:07:51.440
17	3	3:27.301	32.358	1:19.030	1:35.913	315.4	1:11:18.741
18	3	4:02.862	1:05.359	1:20.036	1:37.467	318.2	1:15:21.603
19	3	3:36.126	B 32.357	1:18.999	1:44.770	325.8	1:18:57.729
20	1	17:15.106	...	1:19.761	1:36.631	326.8	1:36:12.835
21	1	3:33.292	B 33.578	1:18.519	1:41.195	325.8	1:39:46.127
22	1	10:17.377	7:25.610	1:18.279	1:33.488	328.8	1:50:03.504
23	1	3:22.017	31.152	1:18.031	1:32.834	331.8	1:53:25.521
24	1	3:36.362	B 31.143	1:20.681	1:44.538	323.9	1:57:01.883

Lap	D	Time	Sector 1	Sector 2	Sector 3	T. Spd	Elapsed
1	2	4:01.735	53.288	1:23.987	1:44.460	309.1	4:01.735
2	2	3:26.772	32.767	1:19.380	1:34.625	330.8	7:28.507
3	2	3:29.201	32.491	1:19.395	1:37.315	331.8	10:57.708

Lap	D	Time	Sector 1	Sector 2	Sector 3	T. Spd	Elapsed
1	1	4:03.773	44.772	1:32.925	1:46.076	230.7	4:03.773
2	1	3:44.372	35.710	1:24.481	1:44.181	327.8	7:48.145





FIA WEC 86° Edition des 24 Heures du Mans Qualifying Practice 1

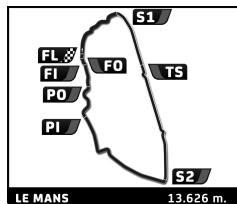
Sector Analysis



Personal Best Session Best B Crossing the finish line in pit lane

Table with columns: Lap, D, Time, Sector 1, Sector 2, Sector 3, T. Spd, Elapsed. Includes data for drivers like G-Drive Racing, TDS Racing, and Racing Team Nederland.





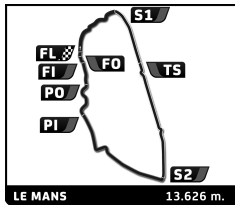
FIA WEC 86^e Edition des 24 Heures du Mans Qualifying Practice 1

Sector Analysis



■ Personal Best ■ Session Best B Crossing the finish line in pit lane

Lap	D	Time	Sector 1	Sector 2	Sector 3	T. Spd	Elapsed	Lap	D	Time	Sector 1	Sector 2	Sector 3	T. Spd	Elapsed
25	1	3:29.431	33.086	1:20.040	1:36.305	332.9	1:53:56.964	19	1	3:36.339	34.988	1:21.080	1:40.271	325.8	1:29:07.096
26	1	3:34.006	33.051	1:20.820	1:40.135	331.8	1:57:30.970	20	1	3:34.435	33.151	1:20.457	1:40.827	329.8	1:32:41.531
27	1	3:27.999	32.928	1:19.934	1:35.137	328.8	2:00:58.969	21	1	3:43.024 B	33.206	1:21.787	1:48.031	324.9	1:36:24.555
39	Graff-SO24 1.Vincent CAPILLAIRE 3.Tristan GOMMENDY Orega 07 - Gibson 2.Jonathan HIRSCHI LMP2							44	Eurasia Motorsport 1.Andrea BERTOLINI 3.Tracy KROHN Ligier JSP217 - Gibson 2.Niclas JÖNSSON LMP2						
1	3	4:34.469	1:20.431	1:26.981	1:47.057	303.0	4:34.469	1	1	4:54.065	1:44.199	1:25.687	1:44.179	254.5	4:54.065
2	3	3:29.860	33.313	1:20.888	1:35.659	330.8	8:04.329	2	1	3:36.834	34.761	1:21.798	1:40.275	328.8	8:30.899
3	3	3:37.269	33.252	1:22.667	1:41.350	330.8	11:41.598	3	1	3:33.532	33.930	1:21.265	1:38.337	327.8	12:04.431
4	3	4:26.876	1:09.197	1:38.569	1:39.110	319.1	16:08.474	4	1	4:13.347	1:07.607	1:25.178	1:40.562	322.9	16:17.778
5	3	3:39.592 B	32.931	1:21.206	1:45.455	323.9	19:48.066	5	1	3:35.668	34.213	1:22.064	1:39.391	331.8	19:53.446
6	2	5:44.669	2:40.890	1:23.148	1:40.631	319.1	25:32.735	6	1	3:34.103	33.608	1:21.698	1:38.797	328.8	23:27.549
7	2	3:34.731	34.462	1:21.834	1:38.435	324.9	29:07.466	7	1	3:42.170 B	33.573	1:21.892	1:46.705	324.9	27:09.719
8	2	3:37.473	33.590	1:21.862	1:42.021	325.8	32:44.939	8	1	4:37.714	1:32.178	1:22.424	1:43.112	326.8	31:47.433
9	2	3:32.534	33.517	1:21.167	1:37.850	326.8	36:17.473	9	1	3:34.994	34.587	1:21.793	1:38.614	328.8	35:22.427
10	2	3:34.885	33.818	1:21.281	1:39.786	329.8	39:52.358	10	1	3:34.319	33.905	1:21.283	1:39.131	327.8	38:56.746
11	2	3:51.345	52.616	1:21.446	1:37.283	323.9	43:43.703	11	1	4:18.154 B	1:04.788	1:23.107	1:50.259	325.8	43:14.900
12	2	3:39.409 B	33.329	1:20.464	1:45.616	328.8	47:23.112	12	3	5:50.796	2:33.269	1:29.174	1:48.353	265.8	49:05.696
13	2	8:48.922	5:47.981	1:23.002	1:37.939	320.1	56:12.034	13	3	3:55.328	35.619	1:26.777	1:52.932	324.9	53:01.024
14	2	3:34.694	34.343	1:22.211	1:38.140	322.0	59:46.728	14	3	3:48.171	36.939	1:26.040	1:45.192	278.8	56:49.195
15	2	3:33.484	33.490	1:21.099	1:38.895	323.9	1:03:20.212	15	3	3:46.387	36.543	1:25.071	1:44.773	324.9	1:00:35.582
16	2	3:36.617	33.892	1:21.728	1:40.997	328.8	1:06:56.829	16	3	3:46.082	36.485	1:24.851	1:44.746	324.9	1:04:21.664
17	2	3:41.803 B	33.826	1:21.626	1:46.351	305.6	1:10:38.632	17	3	3:44.935	36.299	1:24.599	1:44.037	326.8	1:08:06.599
18	1	7:20.889	4:09.355	1:27.561	1:43.973	280.3	1:17:59.521	18	3	3:47.747	35.830	1:24.405	1:47.512	323.9	1:11:54.346
19	1	3:41.241	35.546	1:24.202	1:41.493	274.6	1:21:40.762	19	3	4:26.946	1:12.575	1:27.515	1:46.856	323.9	1:16:21.292
20	1	3:41.577	34.548	1:23.408	1:43.621	326.8	1:25:22.339	20	3	3:42.821	35.732	1:24.152	1:42.937	323.9	1:20:04.113
21	1	3:38.986	34.636	1:23.139	1:41.211	327.8	1:29:01.325	21	3	3:55.070 B	36.285	1:27.628	1:51.157	327.8	1:23:59.183
22	1	3:39.110	34.018	1:22.900	1:42.192	328.8	1:32:40.435	22	2	5:47.369	2:40.121	1:24.616	1:42.632	325.8	1:29:46.552
23	1	3:34.737	33.742	1:21.765	1:39.230	325.8	1:36:15.172	23	2	3:37.060	34.564	1:22.649	1:39.847	327.8	1:33:23.612
24	1	3:33.888	33.586	1:21.290	1:39.012	327.8	1:39:49.060	24	2	3:36.602	34.743	1:22.483	1:39.376	326.8	1:37:00.214
25	1	3:46.816 B	34.468	1:22.071	1:50.277	331.8	1:43:35.876	25	2	3:38.392	35.225	1:22.827	1:40.340	325.8	1:40:38.606
26	1	7:21.446	4:18.204	1:23.199	1:40.043	322.9	1:50:57.322	26	2	3:37.686	34.252	1:22.451	1:40.983	327.8	1:44:16.292
27	1	3:34.795	33.841	1:21.758	1:39.196	323.9	1:54:32.117	27	2	3:35.385	34.123	1:22.101	1:39.161	326.8	1:47:51.677
28	1	3:35.539	33.586	1:21.944	1:40.009	315.4	1:58:07.656	28	2	3:37.502	34.764	1:22.057	1:40.681	327.8	1:51:29.179
29	1	3:37.367	34.317	1:22.854	1:40.196	325.8	2:01:45.023	29	2	3:36.171	34.729	1:21.593	1:39.849	330.8	1:55:05.350
40	G-Drive Racing 1.James ALLEN 3.Enzo GUIBERT Orega 07 - Gibson 2.Jose GUTIERREZ LMP2							47	Cetilar Villorba Corse 1.Roberto LACORTE 3.Luis Felipe NASR Dallara P217 - Gibson 2.Giorgio SERNAGIOTTO LMP2						
1	3	4:36.304	1:23.777	1:25.510	1:47.017	281.7	4:36.304	1	3	4:24.906	1:10.066	1:29.451	1:45.389	307.3	4:24.906
2	3	3:34.376	33.738	1:21.792	1:38.846	327.8	8:10.680	2	3	3:27.993	32.948	1:19.959	1:35.086	329.8	7:52.899
3	3	3:33.763	33.386	1:21.257	1:39.120	330.8	11:44.443	3	3	3:42.854 B	33.610	1:21.696	1:47.548	332.9	11:35.753
4	3	4:28.170	1:07.941	1:38.287	1:41.942	303.9	16:12.613	4	3	7:07.338	4:02.808	1:23.565	1:40.965	318.2	18:43.091
5	3	3:31.291	33.290	1:20.666	1:37.335	330.8	19:43.904	5	3	3:29.318	33.029	1:20.569	1:35.720	322.9	22:12.409
6	3	3:47.927 B	33.458	1:21.579	1:52.890	328.8	23:31.831	6	3	3:44.485 B	33.470	1:22.340	1:48.675	297.2	25:56.894
7	2	4:51.523	1:48.426	1:23.405	1:39.692	326.8	28:23.354	7	3	4:31.504	1:26.936	1:25.822	1:38.746	330.8	30:28.398
8	2	3:37.909	36.712	1:22.890	1:38.307	325.8	32:01.263	8	3	3:34.371	32.656	1:20.446	1:41.269	329.8	34:02.769
9	2	3:36.327	33.627	1:21.795	1:40.905	327.8	35:37.590	9	3	3:53.812 B	34.768	1:25.141	1:53.903	328.8	37:56.581
10	2	3:42.698	33.663	1:23.894	1:45.141	307.3	39:20.288	10	2	9:09.974	6:05.369	1:23.507	1:41.098	332.9	47:06.555
11	2	4:18.783 B	1:05.877	1:22.336	1:50.570	325.8	43:39.071	11	2	3:36.087	34.058	1:22.170	1:39.859	330.8	50:42.642
12	2	7:12.928	4:10.120	1:23.775	1:39.033	303.9	50:51.999	12	2	3:36.292	33.667	1:21.039	1:41.586	330.8	54:18.934
13	2	3:37.298	33.346	1:20.983	1:42.969	328.8	54:29.297	13	2	3:32.340	33.428	1:21.154	1:37.758	329.8	57:51.274
14	2	3:35.318	34.444	1:20.673	1:40.201	328.8	58:04.615	14	2	3:32.305	33.402	1:21.090	1:37.813	326.8	1:01:23.579
15	2	3:35.867	34.893	1:21.215	1:39.759	327.8	1:01:40.482	15	2	3:47.003 B	34.104	1:22.291	1:50.608	327.8	1:05:10.582
16	2	3:45.698 B	33.655	1:20.691	1:51.352	325.8	1:05:26.180	16	1	8:17.779	4:55.220	1:35.855	1:46.704	308.2	1:13:28.361
17	1	16:28.460	...	1:24.253	1:40.896	323.9	1:21:54.640	17	1	4:25.210 B	1:05.078	1:24.284	1:55.848	327.8	1:17:53.571



FIA WEC

86^e Edition des 24 Heures du Mans

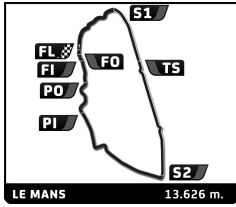
Qualifying Practice 1

Sector Analysis



■ Personal Best ■ Session Best ■ Crossing the finish line in pit lane

Lap	D	Time	Sector 1	Sector 2	Sector 3	T. Spd	Elapsed	Lap	D	Time	Sector 1	Sector 2	Sector 3	T. Spd	Elapsed							
18	1	6:53.083	3:46.293	1:24.430	1:42.360	325.8	1:24:46.654	51 AF Corse 1. Alessandro PIER GUIDI 3. Daniel SERRA 2. James CALADO Ferrari 488 GTE EVO LMGTE Pro	1	4:56.206	1:35.579	1:33.374	1:47.253	291.6	4:56.206							
19	1	3:39.858	34.650	1:23.386	1:41.822	327.8	1:28:26.512		2	3:49.854	36.193	1:28.948	1:44.713	295.6	8:46.060							
20	1	3:39.982	35.417	1:23.434	1:41.131	328.8	1:32:06.494		3	4:01.460	37.594	1:30.670	1:53.196	294.8	12:47.520							
21	1	3:39.798	34.614	1:23.253	1:41.931	327.8	1:35:46.292		4	8:07.534	4:49.747	1:31.328	1:46.459	263.9	20:55.054							
22	1	3:50.389	35.092	1:23.510	1:51.787	328.8	1:39:36.681		5	3:53.235	36.368	1:29.595	1:47.272	291.6	24:48.289							
23	3	4:56.863	1:52.044	1:23.501	1:41.318	322.9	1:44:33.544		6	4:00.868	38.122	1:29.656	1:53.090	291.6	28:49.157							
24	3	3:36.957	33.673	1:21.748	1:41.536	325.8	1:48:10.501		7	8:37.949	5:13.977	1:30.060	1:53.912	291.6	37:27.106							
25	3	3:32.872	33.687	1:21.589	1:37.596	327.8	1:51:43.373		8	4:27.207	1:06.907	1:29.510	1:50.790	292.4	41:54.313							
26	3	3:32.924	33.571	1:21.287	1:38.066	331.8	1:55:16.297		9	4:03.776	36.579	1:30.115	1:57.082	289.3	45:58.089							
27	3	3:38.942	33.449	1:22.863	1:42.630	296.4	1:58:55.239		10	8:36.636	5:15.383	1:31.982	1:49.271	288.5	54:34.725							
28	3	3:32.279	33.152	1:21.521	1:37.606	327.8	2:02:27.518	11	3:53.826	36.483	1:30.942	1:46.401	267.8	58:28.551								
48 Idec Sport Orega 07 - Gibson LMP2 1. Paul LAFARGUE 3. Memo ROJAS 2. Paul Loup CHATIN								52 AF Corse Ferrari 488 GTE EVO LMGTE Pro 1. Toni VILANDER 3. Luis Felipe DERANI 2. Antonio GIOVINAZZI														
1	2	4:33.740	1:21.112	1:24.314	1:48.314	324.9	4:33.740	1	2	5:15.678	1:45.162	1:36.509	1:54.007	257.0	5:15.678							
2	2	3:26.282	32.188	1:18.990	1:35.104	330.8	8:00.022	2	2	3:52.112	36.598	1:29.294	1:46.220	293.2	9:07.790							
3	2	3:47.096	34.563	1:24.047	1:48.486	325.8	11:47.118	3	2	4:04.552	38.136	1:30.147	1:56.269	292.4	13:12.342							
4	2	10:40.621	7:35.093	1:25.184	1:40.344	314.5	22:27.739	4	2	10:26.262	7:06.462	1:31.944	1:47.856	286.9	23:38.604							
5	2	3:24.956	32.198	1:18.599	1:34.159	331.8	25:52.695	5	2	3:52.705	36.563	1:29.766	1:46.376	288.5	27:31.309							
6	2	4:07.550	36.081	1:22.766	2:08.703	328.8	30:00.245	6	2	3:52.996	36.561	1:30.208	1:46.227	291.6	31:24.305							
7	1	18:11.756	...	1:23.489	1:41.264	326.8	48:12.001	7	2	3:53.566	36.343	1:30.462	1:46.761	291.6	35:17.871							
8	1	3:32.928	33.265	1:21.162	1:38.501	329.8	51:44.929	8	2	4:04.768	36.832	1:29.677	1:58.259	292.4	39:22.639							
9	1	3:33.045	33.172	1:21.128	1:38.745	331.8	55:17.974	9	1	5:42.007	2:17.737	1:34.340	1:49.930	287.7	45:04.646							
10	1	3:32.901	33.298	1:21.685	1:37.918	328.8	58:50.875	10	1	3:55.695	37.225	1:30.651	1:47.819	289.3	49:00.341							
11	1	3:46.603	34.614	1:23.228	1:48.761	314.5	1:02:37.478	11	1	4:02.902	37.429	1:31.752	1:53.721	288.5	53:03.243							
12	3	25:22.184	...	1:23.879	1:40.400	324.9	1:27:59.662	12	1	3:57.260	37.195	1:30.623	1:49.442	290.8	57:00.503							
13	3	3:32.294	33.284	1:21.068	1:37.942	326.8	1:31:31.956	13	1	3:55.447	37.298	1:30.267	1:47.882	290.0	1:00:55.950							
14	3	3:33.736	33.658	1:21.957	1:38.121	314.5	1:35:05.692	14	1	3:56.963	37.096	1:30.269	1:49.598	290.8	1:04:52.913							
15	3	3:31.520	33.329	1:20.830	1:37.361	330.8	1:38:37.212	15	1	4:01.625	37.071	1:30.299	1:54.255	289.3	1:08:54.538							
16	3	3:43.827	33.427	1:21.181	1:49.219	329.8	1:42:21.039	16	3	6:31.045	3:06.360	1:33.691	1:50.994	282.5	1:15:25.583							
17	3	9:50.325	6:47.053	1:22.497	1:40.775	326.8	1:52:11.364	17	3	4:01.655	37.164	1:31.588	1:52.903	290.8	1:19:27.238							
18	3	3:30.236	33.062	1:20.771	1:36.403	298.0	1:55:41.600	18	3	3:56.455	37.159	1:30.933	1:48.363	290.0	1:23:23.693							
19	3	3:37.144	33.024	1:20.293	1:43.827	330.8	1:59:18.744	19	3	4:00.454	37.499	1:32.841	1:50.114	291.6	1:27:24.147							
50 Larbre Competition Ligier JSP217 - Gibson LMP2 1. Erwin CREED 3. Thomas DAGONEAU 2. Romano RICCI								20								3	3:55.128	36.882	1:30.608	1:47.638	289.3	1:31:19.275
1	2	5:09.726	1:50.097	1:28.451	1:51.178	298.8	5:09.726	21	3	3:57.268	36.731	1:31.059	1:49.478	289.3	1:35:16.543							
2	2	3:54.125	36.428	1:24.206	1:53.491	325.8	9:03.851	22	3	3:54.576	37.167	1:30.216	1:47.193	291.6	1:39:11.119							
3	2	11:17.425	8:06.222	1:29.262	1:41.941	272.5	20:21.276	23	3	3:54.355	36.852	1:30.337	1:47.166	288.5	1:43:05.474							
4	2	3:38.904	34.838	1:22.755	1:41.311	326.8	24:00.180	24	3	4:02.826	36.771	1:30.285	1:55.770	294.0	1:47:08.300							
5	2	3:38.206	34.301	1:22.627	1:41.278	323.9	27:38.386															
6	2	3:58.194	34.188	1:27.529	1:56.477	327.8	31:36.580															
7	1	5:57.666	2:42.949	1:26.062	1:48.655	323.9	37:34.246															
8	1	4:21.916	1:05.305	1:25.671	1:50.940	323.9	41:56.162															
9	1	3:44.759	36.479	1:24.856	1:43.424	322.0	45:40.921															
10	1	3:45.204	36.397	1:24.773	1:44.034	303.0	49:26.125															
11	1	3:46.873	35.801	1:23.971	1:47.101	322.9	53:12.998															
12	1	3:43.111	35.656	1:24.183	1:43.272	322.0	56:56.109															
13	1	3:55.077	35.485	1:26.560	1:53.032	272.5	1:00:51.186															
14	3	6:15.704	2:59.783	1:28.279	1:47.642	321.0	1:07:06.890															
15	3	3:53.253	36.392	1:26.172	1:50.689	309.1	1:11:00.143															
16	3	4:22.993	1:09.596	1:28.054	1:45.343	322.0	1:15:23.136															
17	3	3:47.155	35.759	1:25.738	1:45.658	321.0	1:19:10.291															
18	3	3:46.560	36.022	1:26.070	1:44.468	322.0	1:22:56.851															
19	3	3:44.098	36.072	1:24.886	1:43.140	320.1	1:26:40.949															
20	3	3:53.959	35.633	1:25.438	1:52.888	320.1	1:30:34.908															



FIA WEC 86^e Edition des 24 Heures du Mans Qualifying Practice 1

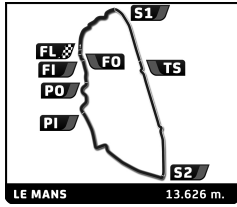
Sector Analysis



■ Personal Best ■ Session Best B Crossing the finish line in pit lane

Lap	D	Time	Sector 1	Sector 2	Sector 3	T. Spd	Elapsed	Lap	D	Time	Sector 1	Sector 2	Sector 3	T. Spd	Elapsed
25	2	5:28.088	2:04.253	1:34.224	1:49.611	290.0	1:52:36.388								
26	2	3:59.428	38.080	1:32.265	1:49.083	283.2	1:56:35.816								
27	2	3:55.872	37.009	1:30.491	1:48.372	288.5	2:00:31.688								
54		Spirit of Race			Ferrari F488 GTE										
		1.Thomas FLOHR		3.Giancarlo FISICHELLA		LMGTE Am									
		2.Francesco CASTELLACCI													
1	3	6:11.491	2:49.912	1:32.633	1:48.946	282.5	6:11.491								
2	3	3:52.756	36.592	1:29.980	1:46.184	288.5	10:04.247								
3	3	4:55.710 B	1:17.575	1:35.438	2:02.697	281.7	14:59.957								
56		Team Project 1			Porsche 911 RSR										
		1.Jörg BERGMEISTER		3.Egidio PERFETTI		LMGTE Am									
		2.Patrick LINDSEY													
1	1	12:00.283 B	8:29.034	1:34.204	1:57.045	286.2	12:00.283								
2	1	8:29.098	5:10.564	1:30.800	1:47.734	291.6	20:29.381								
3	1	3:53.835	36.625	1:28.954	1:48.256	294.8	24:23.216								
4	1	3:53.744	36.190	1:29.122	1:48.432	294.8	28:16.960								
5	1	3:52.985	36.448	1:30.063	1:46.474	290.0	32:09.945								
6	1	4:04.060 B	37.290	1:30.811	1:55.959	294.8	36:14.005								
7	2	6:09.319	2:41.797	1:33.128	1:54.394	285.4	42:23.324								
8	2	3:59.879	38.117	1:31.610	1:50.152	290.8	46:23.203								
9	2	3:58.497	37.290	1:30.616	1:50.591	292.4	50:21.700								
10	2	4:00.980	37.721	1:31.162	1:52.097	289.3	54:22.680								
11	2	4:23.644	1:00.063	1:32.088	1:51.493	288.5	58:46.324								
12	2	4:07.989 B	38.827	1:31.619	1:57.543	292.4	1:02:54.313								
13	3	13:31.168	9:53.366	1:42.608	1:55.194	271.1	1:16:25.481								
14	3	4:07.962	38.547	1:36.006	1:53.409	291.6	1:20:33.443								
15	3	4:03.929	38.133	1:32.876	1:52.920	288.5	1:24:37.372								
16	3	4:03.411	37.962	1:32.981	1:52.468	287.7	1:28:40.783								
17	3	4:02.708	37.727	1:32.594	1:52.387	290.8	1:32:43.491								
18	3	4:12.166 B	38.470	1:33.529	2:00.167	278.1	1:36:55.657								
19	3	6:51.216 B	3:14.622	1:34.968	2:01.626	240.4	1:43:46.873								
61		Clearwater Racing			Ferrari F488 GTE										
		1.Weng Sun MOK		3.Keita SAWA		LMGTE Am									
		2.Matthew GRIFFIN													
1	2	5:23.931	1:59.056	1:34.158	1:50.717	284.7	5:23.931								
2	2	3:55.076	36.670	1:30.432	1:47.974	288.5	9:19.007								
3	2	4:16.906 B	37.629	1:37.629	2:01.648	213.4	13:35.913								
4	1	7:11.270	3:34.409	1:38.661	1:58.200	267.8	20:47.183								
5	1	4:07.617	39.356	1:35.348	1:52.913	283.9	24:54.800								
6	1	4:05.386	38.685	1:34.021	1:52.680	286.9	29:00.186								
7	1	4:05.656	38.476	1:34.778	1:52.402	283.2	33:05.842								
8	1	4:07.575	38.263	1:34.360	1:54.952	282.5	37:13.417								
9	1	4:46.570 B	1:07.161	1:35.356	2:04.053	286.9	41:59.987								
10	3	5:22.713	1:57.156	1:34.127	1:51.430	283.2	47:22.700								
11	3	4:00.577	38.223	1:32.843	1:49.511	283.9	51:23.277								
12	3	3:59.295	37.797	1:32.695	1:48.803	287.7	55:22.572								
13	3	3:57.979	37.297	1:32.081	1:48.601	286.9	59:20.551								
14	3	3:57.820	37.546	1:31.783	1:48.491	287.7	1:03:18.371								
15	3	4:07.439 B	37.939	1:32.085	1:57.415	286.2	1:07:25.810								
16	3	5:57.466	2:31.012	1:34.184	1:52.270	281.0	1:13:23.276								
17	3	4:29.492	1:05.929	1:33.160	1:50.403	282.5	1:17:52.768								
18	3	4:02.482	38.392	1:33.069	1:51.021	283.2	1:21:55.250								
19	3	3:59.120	37.658	1:32.148	1:49.314	286.9	1:25:54.370								
20	3	3:58.874	37.626	1:32.504	1:48.744	285.4	1:29:53.244								
21	3	3:58.436	37.485	1:31.712	1:49.239	286.2	1:33:51.680								
22	3	4:06.945 B	37.177	1:31.515	1:58.253	287.7	1:37:58.625								
23	2	5:52.852	2:28.363	1:33.077	1:51.412	286.2	1:43:51.477								
24	2	3:58.790	37.244	1:32.063	1:49.483	284.7	1:47:50.267								
25	2	3:59.260	37.737	1:31.994	1:49.529	285.4	1:51:49.527								
26	2	3:58.046	37.089	1:31.686	1:49.271	285.4	1:55:47.573								
27	2	3:57.810	37.082	1:31.714	1:49.014	286.2	1:59:45.383								
28	2	3:56.899	36.929	1:31.506	1:48.464	286.2	2:03:42.282								
63		Corvette Racing - GM			Chevrolet Corvette C7.R										
		1.Jan MAGNUSSEN		3.Mike ROCKENFELLER		LMGTE Pro									
		2.Antonio GARCIA													
1	2	4:40.659	1:19.044	1:33.707	1:47.908	240.4	4:40.659								
2	2	3:50.897	36.199	1:29.083	1:45.615	293.2	8:31.556								
3	2	3:51.626	36.035	1:28.783	1:46.808	294.0	12:23.182								
4	2	4:27.512	1:08.889	1:31.979	1:46.644	283.9	16:50.694								
5	2	3:50.976	36.443	1:29.205	1:45.328	291.6	20:41.670								
6	2	3:50.789	36.072	1:29.150	1:45.567	294.8	24:32.459								
7	2	4:03.461 B	36.311	1:29.884	1:57.266	291.6	28:35.920								
8	1	5:16.508	1:55.415	1:31.518	1:49.575	291.6	33:52.428								
9	1	3:58.241	37.039	1:29.982	1:51.220	294.8	37:50.669								
10	1	4:24.748	1:05.533	1:30.226	1:48.989	294.8	42:15.417								
11	1	4:01.045 B	36.994	1:29.622	1:54.429	296.4	46:16.462								
12	1	6:42.413	3:22.749	1:31.001	1:48.663	293.2	52:58.875								
13	1	4:01.889 B	36.953	1:30.817	1:54.119	294.0	57:00.764								
14	1	13:32.863	...	1:33.124	1:50.569	288.5	1:10:33.627								
15	1	4:25.001	1:06.000	1:30.891	1:48.110	288.5	1:14:58.628								
16	1	4:07.489 B	37.126	1:30.063	2:00.300	291.6	1:19:06.117								
17	3	5:14.930	1:51.761	1:32.048	1:51.121	290.8	1:24:21.047								
18	3	3:57.353	37.340	1:30.878	1:49.135	293.2	1:28:18.400								
19	3	3:56.046	37.091	1:30.324	1:48.631	297.2	1:32:14.446								
20	3	4:01.610 B	36.981	1:30.272	1:54.357	290.8	1:36:16.056								
21	3	9:06.918	5:46.848	1:30.988	1:49.082	291.6	1:45:22.974								
22	3	3:57.205	36.846	1:31.738	1:48.621	290.0	1:49:20.179								





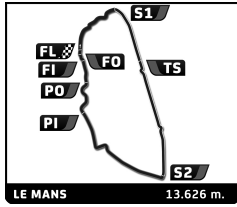
FIA WEC 86° Edition des 24 Heures du Mans Qualifying Practice 1

Sector Analysis



Personal Best Session Best B Crossing the finish line in pit lane

Table with columns: Lap, D, Time, Sector 1, Sector 2, Sector 3, T. Spd, Elapsed. Contains data for drivers 64, 66, 67, and 68 across multiple laps.



FIA WEC 86^e Edition des 24 Heures du Mans Qualifying Practice 1

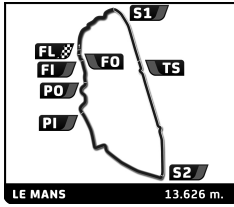
Sector Analysis



Personal Best Session Best B Crossing the finish line in pit lane

Lap	D	Time	Sector 1	Sector 2	Sector 3	T. Spd	Elapsed	Lap	D	Time	Sector 1	Sector 2	Sector 3	T. Spd	Elapsed
69		Ford Chip Ganassi Team USA					Ford GT								
		1.Ryan BRISCOE		3.Scott DIXON			LMGTE Pro								
		2.Richard WESTBROOK													
1	2	9:34.848	6:12.605	1:31.100	1:51.143	282.5	9:34.848	1	2	4:42.047	1:20.781	1:32.541	1:48.725	263.9	4:42.047
2	2	3:55.974	36.669	1:28.822	1:50.483	296.4	13:30.822	2	2	3:50.669	36.637	1:28.752	1:45.280	294.0	8:32.716
3	2	4:22.156	1:05.600	1:29.544	1:47.012	294.0	17:52.978	3	2	3:50.947	36.021	1:28.260	1:46.666	296.4	12:23.663
4	2	3:50.593	36.296	1:28.767	1:45.530	296.4	21:43.571	4	2	4:27.993	1:09.401	1:31.546	1:47.046	291.6	16:51.656
5	2	4:03.608	36.225	1:37.731	1:49.652	298.0	25:47.179	5	2	4:01.466	36.239	1:29.153	1:56.074	295.6	20:53.122
6	2	3:50.974	36.341	1:28.607	1:46.026	296.4	29:38.153	6	1	5:14.951	1:55.281	1:31.399	1:48.271	288.5	26:08.073
7	2	3:59.057	36.281	1:28.630	1:54.146	298.8	33:37.210	7	1	3:53.591	36.745	1:29.954	1:46.892	291.6	30:01.664
8	2	28:32.042	...	1:33.127	1:52.591	290.8	1:02:09.252	8	1	3:53.944	36.851	1:29.316	1:47.777	292.4	33:55.608
9	2	3:53.960	36.776	1:29.531	1:47.653	294.8	1:06:03.212	9	1	3:57.511	36.527	1:30.061	1:50.923	293.2	37:53.119
10	2	4:03.592	37.208	1:30.298	1:56.086	297.2	1:10:06.804	10	1	4:27.884	1:06.360	1:30.661	1:50.863	293.2	42:21.003
11	3	13:22.823	...	1:31.586	1:50.557	293.2	1:23:29.627	11	1	3:55.615	36.772	1:29.791	1:49.052	291.6	46:16.618
12	3	3:55.845	37.639	1:29.938	1:48.268	294.8	1:27:25.472	12	1	4:02.594	36.800	1:30.255	1:55.539	289.3	50:19.212
13	3	3:54.568	36.891	1:29.835	1:47.842	294.8	1:31:20.040	13	3	5:11.868	1:50.041	1:31.955	1:49.872	290.0	55:31.080
14	3	3:53.981	36.810	1:29.754	1:47.417	295.6	1:35:14.021	14	3	3:56.278	36.853	1:30.441	1:48.984	290.8	59:27.358
15	3	4:00.645	37.146	1:29.259	1:54.240	296.4	1:39:14.666	15	3	3:54.967	37.029	1:29.984	1:47.954	291.6	1:03:22.325
16	1	4:55.922	1:33.877	1:32.238	1:49.807	292.4	1:44:10.588	16	3	3:54.456	36.997	1:29.925	1:47.534	292.4	1:07:16.781
17	1	3:56.252	37.711	1:30.423	1:48.118	293.2	1:48:06.840	17	3	4:00.489	39.208	1:30.508	1:50.773	290.8	1:11:17.270
18	1	3:55.319	37.063	1:29.747	1:48.509	296.4	1:52:02.159	18	3	4:30.144	1:10.354	1:31.134	1:48.656	290.0	1:15:47.414
19	1	3:53.769	36.883	1:29.615	1:47.271	294.8	1:55:55.928	19	3	4:00.919	36.614	1:29.845	1:54.460	294.8	1:19:48.333
20	1	3:54.328	36.824	1:29.683	1:47.821	296.4	1:59:50.256	20	2	5:53.356	2:32.650	1:30.949	1:49.757	290.8	1:25:41.689
21	1	3:59.716	36.768	1:29.162	1:53.786	295.6	2:03:49.972	21	2	3:55.827	36.920	1:30.091	1:48.816	291.6	1:29:37.516
70		MR Racing					Ferrari F488 GTE								
		1.Motoaki ISHIKAWA		3.Edward CHEEVER			LMGTE Am								
		2.Olivier BERETTA													
1	2	4:46.972	1:22.273	1:34.079	1:50.620	257.0	4:46.972	1	1	5:44.382	2:20.146	1:32.466	1:51.770	287.7	5:44.382
2	2	3:54.951	36.847	1:30.748	1:47.356	291.6	8:41.923	2	1	3:51.930	36.174	1:29.581	1:46.175	290.0	9:36.312
3	2	4:08.147	38.031	1:32.803	1:57.313	284.7	12:50.070	3	1	4:17.018	43.425	1:33.742	1:59.851	287.7	13:53.330
4	1	7:18.871	3:47.010	1:38.510	1:53.351	279.5	20:08.941	4	1	6:24.436	3:02.029	1:31.806	1:50.601	286.9	20:17.766
5	1	4:07.444	38.465	1:34.964	1:54.015	281.7	24:16.385	5	1	4:07.411	36.474	1:29.283	2:01.654	290.0	24:25.177
6	1	4:04.123	38.771	1:33.727	1:51.625	284.7	28:20.508	6	1	4:29.268	38.945	1:33.246	2:17.077	283.2	28:54.445
7	1	4:06.221	39.852	1:33.997	1:52.372	286.2	32:26.729	7	2	9:04.584	5:33.708	1:36.184	1:54.692	266.5	37:59.029
8	1	4:13.213	38.233	1:33.426	2:01.554	288.5	36:39.942	8	2	4:31.813	1:06.604	1:33.106	1:52.103	287.7	42:30.842
9	1	5:31.278	2:03.747	1:34.489	1:53.042	283.9	42:11.220	9	2	3:58.688	37.551	1:31.354	1:49.783	289.3	46:29.530
10	1	4:05.241	38.799	1:33.937	1:52.505	282.5	46:16.461	10	2	3:59.208	37.771	1:31.706	1:49.731	289.3	50:28.738
11	1	4:04.944	38.688	1:33.792	1:52.464	283.9	50:21.405	11	2	4:03.280	38.131	1:32.018	1:53.131	288.5	54:32.018
12	1	4:09.595	39.881	1:36.447	1:53.267	284.7	54:31.000	12	2	4:00.007	38.038	1:32.359	1:49.610	283.9	58:32.025
13	1	4:04.987	38.620	1:34.319	1:52.048	267.8	58:35.987	13	2	4:45.783	1:04.657	1:37.707	2:03.419	219.4	1:03:17.808
14	1	4:03.785	38.582	1:33.517	1:51.686	281.7	1:02:39.772	14	3	16:32.204	...	1:31.122	1:51.962	289.3	1:19:50.012
15	1	4:07.163	38.504	1:35.995	1:52.664	283.9	1:06:46.935	15	3	3:57.487	37.247	1:30.823	1:49.417	290.0	1:23:47.499
16	1	4:03.798	38.289	1:33.802	1:51.707	282.5	1:10:50.733	16	3	4:00.264	38.747	1:31.962	1:49.555	287.7	1:27:47.763
17	1	4:56.158	1:09.601	1:39.211	2:07.346	281.7	1:15:46.891	17	3	3:55.363	36.912	1:30.124	1:48.327	287.7	1:31:43.126
18	3	6:26.267	2:53.815	1:36.221	1:56.231	282.5	1:22:13.158	18	3	4:05.634	36.799	1:30.212	1:58.623	288.5	1:35:48.760
19	3	4:04.354	38.192	1:33.864	1:52.298	288.5	1:26:17.512	19	3	5:55.655	2:36.165	1:30.758	1:48.732	286.9	1:41:44.415
20	3	4:02.422	37.717	1:32.794	1:51.911	282.5	1:30:19.934	20	3	3:53.492	36.748	1:29.692	1:47.052	287.7	1:45:37.907
21	3	4:07.622	40.118	1:34.606	1:52.898	282.5	1:34:27.556	21	3	3:52.942	36.441	1:29.406	1:47.095	290.8	1:49:30.849
22	3	4:09.926	38.001	1:33.265	1:58.660	284.7	1:38:37.482	22	3	3:53.311	36.589	1:29.565	1:47.157	288.5	1:53:24.160
23	3	12:13.101	8:44.162	1:35.092	1:53.847	278.1	1:50:50.583	23	3	4:17.724	39.694	1:36.325	2:01.705	219.0	1:57:41.884
71		AF Corse					Ferrari 488 GTE EVO								
		1.Davide RIGON		3.Miguel MOLINA			LMGTE Pro								
		2.Sam BIRD													
77		Dempsey - Proton Racing					Porsche 911 RSR								
		1.Matt CAMPBELL		3.Julien ANDLAUER			LMGTE Am								
		2.Christian RIED													
80		Ebimotors					Porsche 911 RSR								
		1.Fabio BABINI		3.Erik MARIS			LMGTE Am								
		2.Christina NIELSEN													





FIA WEC 86° Edition des 24 Heures du Mans Qualifying Practice 1

Sector Analysis



Personal Best Session Best B Crossing the finish line in pit lane

Table with 14 columns: Lap, D, Time, Sector 1, Sector 2, Sector 3, T. Spd, Elapsed. Contains two columns of lap data for various drivers.

Driver 81: BMW Team MTEK, 1. Martin TOMCZYK, 2. Nicky CATSBURG, 3. Philipp ENG, BMW M8 GTE LMGT E Pro

Lap data for driver 81, columns: Lap, D, Time, Sector 1, Sector 2, Sector 3, T. Spd, Elapsed.

Driver 82: BMW Team MTEK, 1. Augusto FARFUS, 2. Antonio FELIX DA COSTA, 3. Alexander SIMS, BMW M8 GTE LMGT E Pro

Lap data for driver 82, columns: Lap, D, Time, Sector 1, Sector 2, Sector 3, T. Spd, Elapsed.

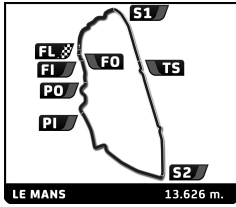
Driver 84: JMW Motorsport, 1. Liam GRIFFIN, 2. Cooper MACNEIL, 3. Jeffrey SEGAL, Ferrari F488 GTE LMGT E Am

Lap data for driver 84, columns: Lap, D, Time, Sector 1, Sector 2, Sector 3, T. Spd, Elapsed.

Driver 85: Keating Motorsports, 1. Ben KEATING, 2. Jeroen BLEEKEMOLEN, 3. Luca STOLZ, Ferrari F488 GTE LMGT E Am

Lap data for driver 85, columns: Lap, D, Time, Sector 1, Sector 2, Sector 3, T. Spd, Elapsed.





FIA WEC 86^e Edition des 24 Heures du Mans Qualifying Practice 1

Sector Analysis



■ Personal Best ■ Session Best ■ Crossing the finish line in pit lane

Lap	D	Time	Sector 1	Sector 2	Sector 3	T. Spd	Elapsed	Lap	D	Time	Sector 1	Sector 2	Sector 3	T. Spd	Elapsed
6	2	3:54.000	36.646	1:30.548	1:46.806	287.7	33:28.553	14	3	4:16.360B	39.781	1:34.393	2:02.186	286.2	1:04:54.804
7	2	4:08.937B	38.389	1:32.253	1:58.295	288.5	37:37.490	15	2	8:03.401	4:29.356	1:34.770	1:59.275	284.7	1:12:58.205
8	1	30:41.926	...	1:37.608	1:57.366	280.3	1:08:19.416	16	2	4:34.499	1:06.157	1:34.360	1:53.982	285.4	1:17:32.704
9	1	4:06.098	38.530	1:33.453	1:54.115	286.2	1:12:25.514	17	2	4:03.582	38.008	1:33.340	1:52.234	283.9	1:21:36.286
10	1	4:33.112	1:06.136	1:33.511	1:53.465	285.4	1:16:58.626	18	2	4:09.850	41.036	1:33.027	1:55.787	286.2	1:25:46.136
11	1	4:02.031	38.344	1:32.860	1:50.827	286.2	1:21:00.657	19	2	4:01.302	38.306	1:31.940	1:51.056	288.5	1:29:47.438
12	1	4:05.616	38.837	1:32.962	1:53.817	287.7	1:25:06.273	20	2	4:01.165	37.813	1:32.665	1:50.687	261.3	1:33:48.603
13	1	4:11.230B	38.095	1:33.170	1:59.965	284.7	1:29:17.503	21	2	4:08.392B	38.073	1:32.069	1:58.250	287.7	1:37:56.995
14	3	6:09.758	2:44.012	1:34.495	1:51.251	286.2	1:35:27.261	22	1	11:42.543	8:22.370	1:30.991	1:49.182	286.9	1:49:39.538
15	3	3:59.752	37.380	1:31.999	1:50.373	291.6	1:39:27.013	23	1	3:55.419	37.165	1:29.906	1:48.348	290.0	1:53:34.957
16	3	3:59.879	37.859	1:31.732	1:50.288	290.0	1:43:26.892	24	1	3:56.736	36.922	1:30.142	1:49.672	289.3	1:57:31.693
17	3	3:57.973	37.305	1:31.757	1:48.911	286.9	1:47:24.865	25	1	3:55.360	36.736	1:30.032	1:48.592	288.5	2:01:27.053
18	3	4:07.460B	37.984	1:31.749	1:57.727	289.3	1:51:32.325								

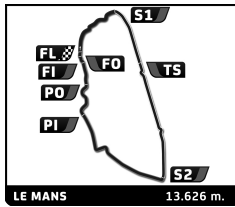
Lap	D	Time	Sector 1	Sector 2	Sector 3	T. Spd	Elapsed
1	2	4:55.459	1:32.068	1:32.208	1:51.183	290.0	4:55.459
2	2	3:52.517	36.442	1:29.943	1:46.132	294.8	8:47.976
3	2	4:02.916B	37.048	1:29.769	1:56.099	295.6	12:50.892
4	2	9:14.087	5:48.709	1:34.653	1:50.725	259.4	22:04.979
5	2	3:59.618	36.561	1:29.371	1:53.686	290.8	26:04.597
6	2	3:59.498B	36.837	1:29.409	1:53.252	290.0	30:04.095
7	1	7:16.881	3:47.045	1:33.634	1:56.202	288.5	37:20.976
8	1	4:34.617	1:06.449	1:33.731	1:54.437	289.3	41:55.593
9	1	4:03.594	38.985	1:32.332	1:52.277	291.6	45:59.187
10	1	4:04.060	38.693	1:32.658	1:52.709	290.0	50:03.247
11	1	4:15.368B	38.539	1:33.999	2:02.830	265.1	54:18.615
12	3	7:56.852	4:27.381	1:34.695	1:54.776	291.6	1:02:15.467
13	3	4:02.283	38.236	1:32.575	1:51.472	286.2	1:06:17.750
14	3	4:02.698	38.454	1:31.877	1:52.367	287.7	1:10:20.448
15	3	4:49.252	1:20.424	1:35.059	1:53.769	287.7	1:15:09.700
16	3	3:59.899	37.788	1:31.359	1:50.752	293.2	1:19:09.599
17	3	3:58.212	37.878	1:31.311	1:49.023	291.6	1:23:07.811
18	3	3:56.871	37.338	1:30.718	1:48.815	291.6	1:27:04.682
19	3	3:56.533	37.180	1:30.788	1:48.565	290.8	1:31:01.215
20	3	3:56.476	37.202	1:30.601	1:48.673	289.3	1:34:57.691
21	3	4:04.359B	37.191	1:30.750	1:56.418	288.5	1:39:02.050
22	2	8:39.479	5:19.604	1:30.416	1:49.459	288.5	1:47:41.529
23	2	3:53.240	36.683	1:29.659	1:46.898	291.6	1:51:34.769
24	2	4:00.740B	36.573	1:29.214	1:54.953	294.8	1:55:35.509

Lap	D	Time	Sector 1	Sector 2	Sector 3	T. Spd	Elapsed
1	1	6:23.446	2:53.805	1:32.723	1:56.918	288.5	6:23.446
2	1	3:50.728	36.094	1:29.206	1:45.428	289.3	10:14.174
3	1	4:51.743B	1:15.982	1:33.763	2:01.998	286.2	15:05.917
4	1	6:35.119	2:57.152	1:35.250	2:02.717	225.4	21:41.036
5	1	4:08.719	36.388	1:29.997	2:02.334	291.6	25:49.755
6	1	4:04.222B	40.593	1:30.045	1:53.584	290.0	29:53.977
7	3	5:48.968	2:16.221	1:35.945	1:56.802	286.2	35:42.945
8	3	4:08.956	38.929	1:34.726	1:55.301	284.7	39:51.901
9	3	4:25.063	57.332	1:33.924	1:53.807	288.5	44:16.964
10	3	4:07.063	39.107	1:33.484	1:54.472	288.5	48:24.027
11	3	4:06.076	38.521	1:34.173	1:53.382	228.7	52:30.103
12	3	4:05.109	39.259	1:34.185	1:51.665	281.7	56:35.212
13	3	4:03.232	38.515	1:33.767	1:50.950	288.5	1:00:38.444

Lap	D	Time	Sector 1	Sector 2	Sector 3	T. Spd	Elapsed
1	2	5:22.556	1:53.556	1:36.789	1:52.211	286.9	5:22.556
2	2	3:59.783	41.073	1:31.131	1:47.579	287.7	9:22.339
3	2	4:24.181B	52.635	1:33.610	1:57.936	284.7	13:46.520
4	1	6:24.740	2:52.415	1:35.972	1:56.353	281.0	20:11.260
5	1	4:03.422	38.490	1:33.118	1:51.814	287.7	24:14.682
6	1	4:05.294	37.990	1:32.751	1:54.553	284.7	28:19.976
7	1	4:05.631	39.165	1:33.707	1:52.759	286.9	32:25.607
8	1	4:02.381	38.152	1:33.051	1:51.178	285.4	36:27.988
9	1	7:25.881B	1:02.409	1:54.626	4:28.846	284.7	43:53.869
10	3	26:45.906	...	1:33.882	1:54.846	279.5	1:10:39.775
11	3	4:29.140	1:05.627	1:32.604	1:50.909	265.1	1:15:08.915
12	3	3:58.938	37.684	1:31.136	1:50.118	289.3	1:19:07.853
13	3	3:56.889	37.503	1:31.001	1:48.385	290.0	1:23:04.742
14	3	3:57.029	37.269	1:30.576	1:49.184	289.3	1:27:01.771
15	3	3:55.661	37.172	1:30.647	1:47.842	288.5	1:30:57.432
16	3	4:02.642B	36.921	1:30.625	1:55.096	288.5	1:35:00.074
17	2	5:50.241	2:27.701	1:31.691	1:50.849	286.2	1:40:50.315
18	2	3:59.485	37.696	1:32.079	1:49.710	288.5	1:44:49.800
19	2	4:05.959B	37.704	1:31.385	1:56.870	287.7	1:48:55.759
20	1	11:02.877	7:28.232	1:40.610	1:54.035	278.8	1:59:58.636
21	1	4:04.629	39.074	1:33.068	1:52.487	284.7	2:04:03.265

Lap	D	Time	Sector 1	Sector 2	Sector 3	T. Spd	Elapsed
1	2	4:52.586	1:29.955	1:30.611	1:52.020	296.4	4:52.586
2	2	3:47.504	35.955	1:27.732	1:43.817	299.7	8:40.090

Lap	D	Time	Sector 1	Sector 2	Sector 3	T. Spd	Elapsed
1	1	4:39.254	1:19.880	1:31.672	1:47.702	278.8	4:39.254
2	1	3:49.097	35.916	1:28.160	1:45.021	294.8	8:28.351
3	1	3:51.076	36.123	1:28.124	1:46.829	295.6	12:19.427
4	1	5:00.766B	1:15.974	1:31.727	2:13.065	274.6	17:20.193
5	3	18:13.946	...	1:31.389	1:46.771	260.0	35:34.139
6	3	3:54.043	36.613	1:30.487	1:46.943	294.8	39:28.182
7	3	4:23.073	1:05.503	1:30.900	1:46.670	294.0	43:51.255
8	3	3:51.488	36.471	1:29.254	1:45.763	293.2	47:42.743
9	3	3:51.659	36.426	1:29.155	1:46.078	294.0	51:34.402
10	3	3:51.146	36.574	1:28.772	1:45.800	292.4	55:25.548
11	3	3:52.384	36.567	1:29.411	1:46.406	295.6	59:17.932
12	3	4:00.866B	36.322	1:28.967	1:55.577	294.0	1:03:18.798



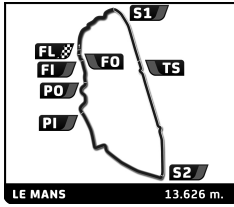
FIA WEC 86^e Edition des 24 Heures du Mans Qualifying Practice 1

Sector Analysis



■ Personal Best ■ Session Best B Crossing the finish line in pit lane

Lap	D	Time	Sector 1	Sector 2	Sector 3	T. Spd	Elapsed	Lap	D	Time	Sector 1	Sector 2	Sector 3	T. Spd	Elapsed
13	2	13:34.027	...	1:30.744	1:48.217	291.6	1:16:52.825								
14	2	3:53.948	37.037	1:29.740	1:47.171	290.0	1:20:46.773								
15	2	4:08.308	36.573	1:29.475	2:02.260	293.2	1:24:55.081								
16	2	3:53.325	36.793	1:29.673	1:46.859	294.0	1:28:48.406								
17	2	3:55.310	37.146	1:29.917	1:48.247	292.4	1:32:43.716								
18	2	3:52.490	36.687	1:28.910	1:46.893	294.0	1:36:36.206								
19	2	3:53.778	36.476	1:29.614	1:47.688	296.4	1:40:29.984								
20	2	3:59.664 B	37.159	1:29.157	1:53.348	294.8	1:44:29.648								
21	1	8:08.190	4:24.950	1:31.474	2:11.766	290.8	1:52:37.838								
22	1	3:52.903	36.970	1:30.153	1:45.780	290.8	1:56:30.741								
23	1	3:49.219	36.131	1:28.151	1:44.937	293.2	2:00:19.960								
93		Porsche GT Team					Porsche 911 RSR								Aston Martin Vantage AMR
		1. Patrick PILET					LMGTE Pro								LMGTE Pro
		2. Nick TANDY													
			3. Earl BAMBER												
1	1	26:12.718	...	1:30.570	1:58.037	294.0	26:12.718								
2	1	3:52.661	35.780	1:28.757	1:48.124	295.6	30:05.379								
3	1	3:56.664	35.846	1:28.016	1:52.802	295.6	34:02.043								
4	1	3:56.577 B	36.196	1:28.164	1:52.217	294.8	37:58.620								
5	2	13:25.219	...	1:30.526	1:47.268	291.6	51:23.839								
6	2	3:54.971	37.584	1:30.186	1:47.201	297.2	55:18.810								
7	2	3:51.992	36.384	1:29.236	1:46.372	291.6	59:10.802								
8	2	3:52.546	36.324	1:29.184	1:47.038	292.4	1:03:03.348								
9	2	4:00.577 B	37.365	1:29.113	1:54.099	293.2	1:07:03.925								
10	3	11:16.886	7:53.586	1:34.588	1:48.712	288.5	1:18:20.811								
11	3	3:53.631	36.679	1:29.554	1:47.398	293.2	1:22:14.442								
12	3	3:53.298	37.097	1:29.641	1:46.560	290.8	1:26:07.740								
13	3	3:59.304 B	36.590	1:28.994	1:53.720	290.8	1:30:07.044								
14	1	8:06.456	4:49.517	1:29.800	1:47.139	290.0	1:38:13.500								
15	1	3:50.403	35.877	1:28.881	1:45.645	290.8	1:42:03.903								
16	1	3:52.852	36.584	1:29.585	1:46.683	295.6	1:45:56.755								
17	1	3:50.261	36.183	1:28.455	1:45.623	293.2	1:49:47.016								
18	1	4:01.369 B	37.168	1:29.867	1:54.334	290.8	1:53:48.385								
94		Porsche GT Team					Porsche 911 RSR								Aston Martin Vantage AMR
		1. Romain DUMAS					LMGTE Pro								LMGTE Pro
		2. Timo BERNHARD													
			3. Sven MÜLLER												
1	3	4:46.517	1:26.370	1:31.292	1:48.855	290.8	4:46.517								
2	3	3:51.511	36.606	1:28.891	1:46.014	294.8	8:38.028								
3	3	3:52.736	36.820	1:28.473	1:47.443	294.8	12:30.764								
4	3	4:30.024 B	1:05.594	1:30.205	1:54.225	295.6	17:00.788								
5	3	8:50.889	5:34.358	1:30.184	1:46.347	292.4	25:51.677								
6	3	3:50.419	36.426	1:28.219	1:45.774	294.8	29:42.096								
7	3	3:50.089	36.289	1:28.212	1:45.588	293.2	33:32.185								
8	3	4:12.285 B	36.482	1:29.078	2:06.725	298.8	37:44.470								
9	1	11:44.008	8:20.499	1:31.758	1:51.751	288.5	49:28.478								
10	1	3:54.560	37.250	1:29.858	1:47.452	291.6	53:23.038								
11	1	3:52.042	36.702	1:29.186	1:46.154	293.2	57:15.080								
12	1	3:53.071	36.562	1:29.647	1:46.862	294.0	1:01:08.151								
13	1	4:19.210 B	36.391	1:29.084	2:13.735	291.6	1:05:27.361								
14	2	21:23.450	...	1:31.148	1:47.363	290.8	1:26:50.811								
15	2	3:53.479	36.365	1:30.254	1:46.860	290.0	1:30:44.290								
16	2	3:54.084	36.508	1:29.992	1:47.584	289.3	1:34:38.374								
17	2	3:54.300	36.926	1:29.325	1:48.049	291.6	1:38:32.674								
18	2	4:00.524 B	36.421	1:29.405	1:54.698	293.2	1:42:33.198								
19	2	9:00.151	5:39.388	1:30.368	1:50.395	291.6	1:51:33.349								
20	2	3:59.920	36.494	1:29.359	1:54.067	293.2	1:55:33.269								
21	2	4:03.060 B	37.881	1:30.557	1:54.622	290.8	1:59:36.329								
95		Aston Martin Racing					Aston Martin Vantage AMR								Aston Martin Vantage AMR
		1. Marco SØRENSEN					LMGTE Pro								LMGTE Pro
		2. Nicki THILM													
			3. Darren TURNER												
1	2	8:02.466	4:32.225	1:33.899	1:56.342	283.9	8:02.466								
2	2	3:54.853	36.698	1:30.493	1:47.662	286.2	11:57.319								
3	2	4:32.034	1:05.883	1:37.204	1:48.947	273.2	16:29.353								
4	2	3:55.730	37.819	1:30.499	1:47.412	286.9	20:25.083								
5	2	4:00.976 B	36.575	1:30.586	1:53.815	286.2	24:26.059								
6	1	5:40.460	2:18.221	1:32.663	1:49.576	266.5	30:06.519								
7	1	3:56.880	36.987	1:30.525	1:49.368	288.5	34:03.399								
8	1	3:56.805	36.973	1:30.258	1:49.574	289.3	38:00.204								
9	1	4:27.939	1:06.231	1:31.999	1:49.709	290.0	42:28.143								
10	1	4:02.660 B	36.993	1:30.271	1:55.396	288.5	46:30.803								
11	3	6:07.955	2:38.193	1:31.402	1:58.360	286.9	52:38.758								
12	3	3:57.287	36.945	1:31.560	1:48.782	283.9	56:36.045								
13	3	3:56.997	37.607	1:32.061	1:47.329	283.9	1:00:33.042								
14	3	3:57.869	37.113	1:31.333	1:49.423	286.2	1:04:30.911								
15	3	4:02.226 B	36.720	1:31.487	1:54.019	286.9	1:08:33.137								
16	1	5:43.037	2:21.108	1:31.718	1:50.211	284.7	1:14:16.174								
17	1	4:12.223	51.569	1:31.087	1:49.567	287.7	1:18:28.397								
18	1	3:54.826	37.072	1:30.600	1:47.154	287.7	1:22:23.223								
19	1	4:02.036 B	36.823	1:30.796	1:54.417	286.2	1:26:25.259								
20	1	6:57.900	3:38.128	1:31.470	1:48.305	285.4	1:33:23.162								
21	1	3:54.780	36.909	1:30.567	1:47.304	286.9	1:37:17.942								
22	1	3:58.590	37.250	1:32.074	1:49.266	283.9	1:41:16.532								
23	1	4:03.326 B	36.784	1:30.496	1:56.046	286.9	1:45:19.858								
24	1	6:09.759	2:49.695	1:31.359	1:48.705	289.3	1:51:29.617								
25	1	4:05.363 B	37.246	1:30.955	1:57.162	289.3	1:55:34.980								
26	1	4:41.754	1:21.610	1:31.023	1:49.121	285.4	2:00:16.734								
97		Aston Martin Racing					Aston Martin Vantage AMR								Aston Martin Vantage AMR
		1. Alexander LYNN					LMGTE Pro								LMGTE Pro
		2. Maxime MARTIN													
			3. Jonathan ADAM												
1	1	5:01.173	1:35.136	1:35.392	1:50.645	281.7	5:01.173								
2	1	3:52.486	36.690	1:29.726	1:46.070	289.3	8:53.659								
3	1	4:01.191	38.727	1:31.034	1:51.430	289.3	12:54.850								
4															



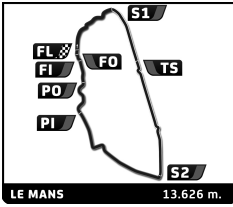
FIA WEC 86^e Edition des 24 Heures du Mans Qualifying Practice 1

Sector Analysis



■ Personal Best ■ Session Best B Crossing the finish line in pit lane

Lap	D	Time	Sector 1	Sector 2	Sector 3	T. Spd	Elapsed	Lap	D	Time	Sector 1	Sector 2	Sector 3	T. Spd	Elapsed
25	3	3:58.514	37.521	1:31.683	1:49.310	284.7	1:59:26.661								
26	3	3:58.239	37.478	1:31.686	1:49.075	288.5	2:03:24.900								
98	Aston Martin Racing		3. Mathias LAUDA			Aston Martin Vantage									
	1. Paul DALLA LANA					LMGTE Am									
	2. Pedro LAMY														
1	2	4:57.529	1:25.647	1:34.563	1:57.319	289.3	4:57.529								
2	2	3:54.307	36.940	1:30.249	1:47.118	290.8	8:51.836								
3	2	4:06.169 B	37.732	1:31.976	1:56.461	289.3	12:58.005								
4	2	5:52.542	2:29.293	1:34.257	1:48.992	247.6	18:50.547								
5	2	4:03.236 B	36.672	1:30.197	1:56.367	290.0	22:53.783								
6	1	6:28.267	3:01.647	1:35.019	1:51.601	283.9	29:22.050								
7	1	3:59.911	37.918	1:32.848	1:49.145	285.4	33:21.961								
8	1	4:02.822	37.638	1:32.030	1:53.154	286.9	37:24.783								
9	1	4:29.430	1:05.074	1:32.714	1:51.642	286.9	41:54.213								
10	1	4:09.056 B	38.019	1:32.119	1:58.918	289.3	46:03.269								
11	3	5:56.161	2:23.287	1:38.836	1:54.038	286.2	51:59.430								
12	3	4:04.181	38.419	1:33.199	1:52.563	285.4	56:03.611								
13	3	4:03.879	38.748	1:32.921	1:52.210	286.2	1:00:07.490								
14	3	4:01.019	38.095	1:32.412	1:50.512	286.9	1:04:08.509								
15	3	4:08.334	37.867	1:37.097	1:53.370	290.8	1:08:16.843								
16	3	4:03.955	38.353	1:33.186	1:52.416	284.7	1:12:20.798								
17	3	4:30.689	1:06.066	1:33.591	1:51.032	284.7	1:16:51.487								
18	3	4:02.686	38.080	1:32.694	1:51.912	283.2	1:20:54.173								
19	3	3:59.000	37.517	1:31.975	1:49.508	286.9	1:24:53.173								
20	3	3:59.894	37.888	1:32.553	1:49.453	284.7	1:28:53.067								
21	3	4:06.169 B	37.605	1:31.982	1:56.582	286.9	1:32:59.236								
22	1	6:54.846	3:18.763	1:36.998	1:59.085	247.6	1:39:54.082								
23	1	4:46.296 B	1:08.531	1:37.421	2:00.344	267.1	1:44:40.378								
24	1	7:55.418	4:14.013	1:38.814	2:02.591	228.2	1:52:35.796								
25	1	4:05.673	38.469	1:35.467	1:51.737	284.7	1:56:41.469								
26	1	4:04.457	38.196	1:32.853	1:53.408	286.9	2:00:45.926								
99	Proton Competition		3. Spencer PUMPELLY			Porsche 911 RSR									
	1. Patrick LONG					LMGTE Am									
	2. Timothy PAPPAS														
1	1	21:20.434	...	1:34.457	1:56.922	281.0	21:20.434								
2	1	4:03.107	37.775	1:32.590	1:52.742	281.7	25:23.541								
3	1	4:11.988 B	38.215	1:32.806	2:00.967	286.9	29:35.529								
4	1	37:32.153	...	1:33.215	1:54.540	283.2	1:07:07.682								
5	1	4:12.444 B	38.660	1:32.029	2:01.755	286.9	1:11:20.126								
6	3	14:11.955	...	1:41.257	1:54.418	284.7	1:25:32.081								
7	3	4:06.389	39.483	1:33.602	1:53.304	286.2	1:29:38.470								
8	3	4:04.119	37.806	1:34.422	1:51.891	289.3	1:33:42.589								
9	3	4:09.078	37.825	1:32.934	1:58.319	286.9	1:37:51.667								
10	3	4:11.274 B	39.360	1:33.738	1:58.176	282.5	1:42:02.941								
11	2	15:32.902	...	1:48.189	2:11.825	215.1	1:57:35.843								
12	2	4:26.122	43.441	1:41.232	2:01.449	219.9	2:02:01.965								

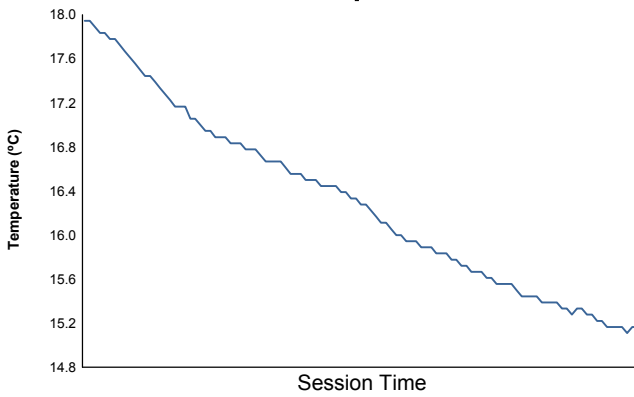


Computerised results and timing service

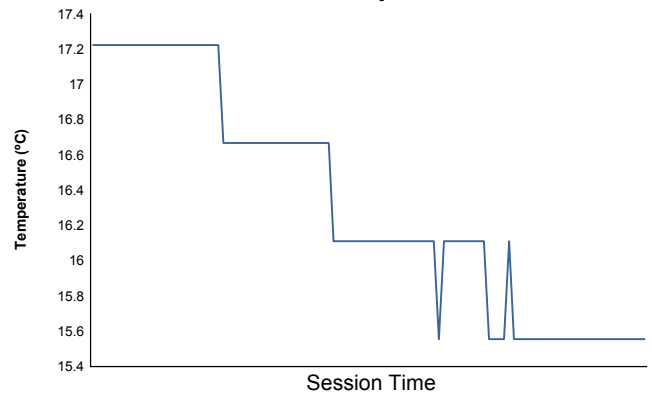
86° Edition des 24 Heures du Mans FIA WEC Qualifying Practice 1 Weather Report



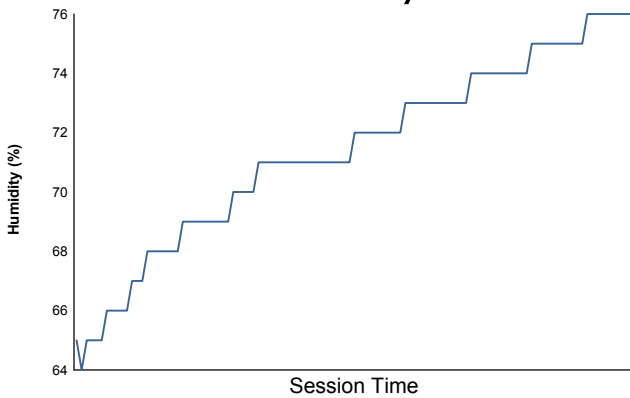
Air Temperature



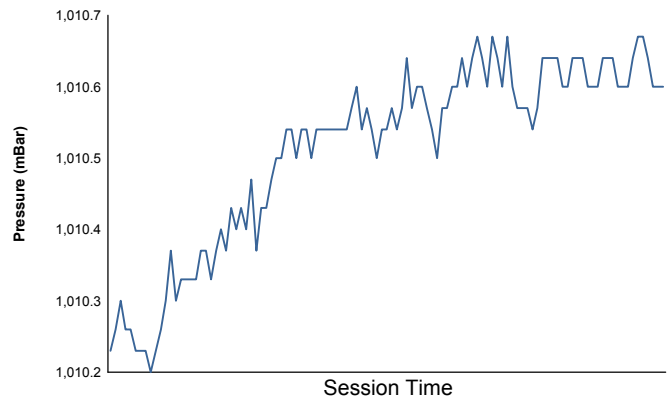
Track Temperature



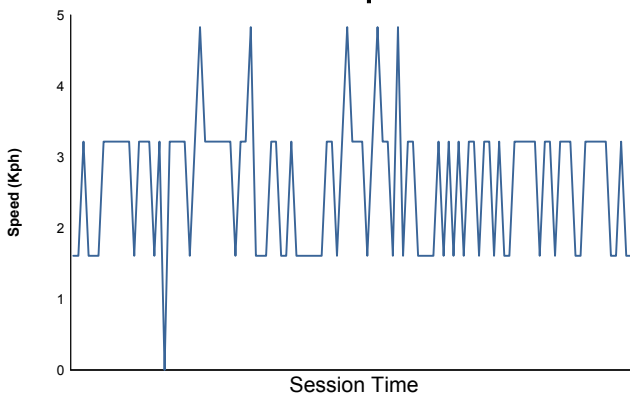
Humidity



Pressure

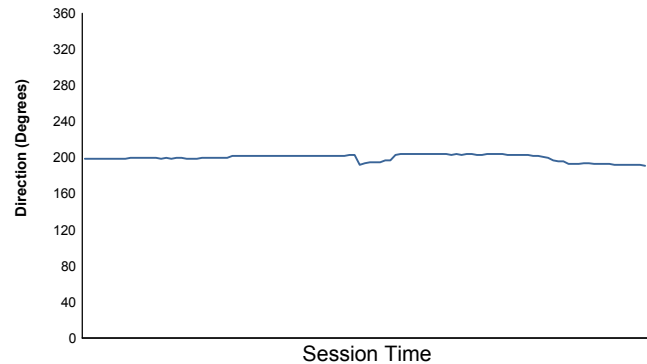


Wind Speed



Wind direction

North = 0°/360° Est = 90° South = 180° West = 270°



Track Status: **DRY**