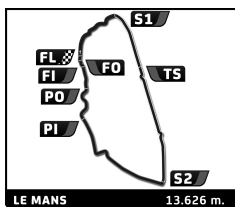


FIA WEC Official Test - 86^e Edition des 24 Heures du Mans Test Session Classification



Nr.	Team	Drivers	Car	Cl	Ty	Time	Lap Total	Gap	Kph
1	8 Toyota Gazoo Racing	S. BUENI / K. NAKAJIMA / F. ALONSO / J. LOPEZ	Toyota TS050 - Hybrid	LMP1	H M	3:19.066	56 106	- -	246.4
2	3 Rebellion Racing	T. LAURENT / M. BECHE / G. MENEZES	Rebellion R13 - Gibson	LMP1	M	3:19.680	45 74	+0.614 +0.614	245.7
3	7 Toyota Gazoo Racing	M. CONWAY / K. KOBAYASHI / J. LOPEZ / F. ALONSO	Toyota TS050 - Hybrid	LMP1	H M	3:20.008	45 96	+0.942 +0.328	245.3
4	1 Rebellion Racing	A. LOTTERER / N. JANI / B. SENNA	Rebellion R13 - Gibson	LMP1	M	3:21.344	64 65	+2.278 +1.336	243.6
5	11 SMP Racing	V. PETROV / M. ALESHIN / J. BUTTON	BR Engineering BR1 - AER	LMP1	M	3:21.603	41 47	+2.537 +0.259	243.3
6	17 SMP Racing	S. SARRAZIN / E. ORUDZHEV / M. ISAAYAN	BR Engineering BR1 - AER	LMP1	M	3:21.761	34 46	+2.695 +0.158	243.1
7	4 Bykolles Racing Team	O. WEBB / D. KRAIHAMER / T. DILLMANN	Enso CLM P1/01 - Nismo	LMP1	M	3:23.644	47 54	+4.578 +1.883	240.9
8	10 Dragonspeed	H. HEDMAN / B. HANLEY / R. VAN DER ZANDE	BR Engineering BR1 - Gibson	LMP1	M	3:26.951	19 23	+7.885 +3.307	237.0
9	31 Dragonspeed	R. GONZALEZ / P. MALDONADO / N. BERTHON	Oreca 07 - Gibson	LMP2	M	3:27.228	53 72	+8.162 +0.277	236.7
10	48 IDEC Sport	P. LAFARGUE / P. CHATIN / M. ROJAS	Oreca 07 - Gibson	LMP2	M	3:27.252	58 79	+8.186 +0.024	236.7
11	6 CEFC TRSM Racing	O. ROWLAND / A. BRUNDLE / O. TURVEY	Ginetta G60-LT-P1 - Mecachrome	LMP1	M	3:27.748	52 53	+8.682 +0.496	236.1
12	5 CEFC TRSM Racing	C. ROBERTSON / M. SIMPSON / L. ROUSSEL	Ginetta G60-LT-P1 - Mecachrome	LMP1	M	3:28.180	29 41	+9.114 +0.432	235.6
13	26 G-Drive Racing	R. RUSINOV / A. PIZZITOLA / J. YERGENE / A. IMPERATORI	Oreca 07 - Gibson	LMP2	D	3:28.394	49 83	+9.328 +0.214	235.4
14	28 TDS Racing	F. FERRODO / M. VAXIVIERE	Oreca 07 - Gibson	LMP2	D	3:28.795	65 73	+9.729 +0.401	234.9
15	36 Signatech Alpine Matmut	N. LAPIERRE / A. NEGRÃO / P. THIRIET	Alpine A470 - Gibson	LMP2	D	3:29.205	46 82	+10.139 +0.410	234.5
16	22 United Autosports	P. HANSON / F. ALBUQUERQUE / W. BOYD	Ligier JSP217 - Gibson	LMP2	D	3:29.281	67 75	+10.215 +0.076	234.4
17	39 Graff-SO24	V. CAPILLAIRE / J. HIRSCHI / T. GOMMENDY / A. COUGNAUD	Oreca 07 - Gibson	LMP2	D	3:29.492	55 73	+10.426 +0.211	234.2
18	47 Cefilar Villorba Corse	R. LACORTE / G. SERNAGIOTTO / F. NASR	Dallara P217 - Gibson	LMP2	D	3:29.968	73 79	+10.902 +0.476	233.6
19	40 G-Drive Racing	J. ALLEN / J. GUTIERREZ / E. GUIBBERT	Oreca 07 - Gibson	LMP2	D	3:30.015	67 74	+10.949 +0.047	233.6
20	38 Jackie Chan DC Racing	H. TUNG / S. RICHELMI / G. AUBRY	Oreca 07 - Gibson	LMP2	D	3:30.475	29 69	+11.409 +0.460	233.1
21	37 Jackie Chan DC Racing	J. JAAFAR / N. JEFFRI / W. TAN	Oreca 07 - Gibson	LMP2	D	3:31.034	37 68	+11.968 +0.559	232.4
22	35 SMP Racing	Y. SHAITAR / H. NEWAY / N. NATO / A. TARDY	Dallara P217 - Gibson	LMP2	D	3:31.646	54 62	+12.580 +0.612	231.8
23	23 Panis Barthez Competition	T. VAUTIER / J. CANAL / W. STEVENS / T. BURET	Ligier JSP217 - Gibson	LMP2	M	3:31.673	40 64	+12.607 +0.027	231.7
24	32 United Autosports	H. DE SADELEER / W. OWEN / W. BOYD / J. MONTOYA	Ligier JSP217 - Gibson	LMP2	D	3:32.363	65 70	+13.297 +0.690	231.0
25	44 Eurasia Motorsport	A. BERTOLINI / N. JÖNSSON / T. KROHN	Ligier JSP217 - Gibson	LMP2	D	3:32.532	73 78	+13.466 +0.169	230.8
26	29 Racing Team Nederland	F. VAN EERD / G. VAN DER GARDE / J. LAMMERS	Dallara P217 - Gibson	LMP2	M	3:32.723	64 66	+13.657 +0.191	230.6
27	25 Algarve Pro Racing	M. PATTERSON / A. DE JONG / T. KIM / R. CULLEN	Ligier JSP217-Gibson	LMP2	D	3:32.752	47 61	+13.686 +0.029	230.6
28	34 Jackie Chan DC Racing	R. TAYLOR / C. LEDOGAR / D. HEINEMEIER HANSSON	Ligier JSP217 - Gibson	LMP2	D	3:33.037	58 64	+13.971 +0.285	230.3
29	33 Jackie Chan DC Racing	D. CHENG / N. BOULLE / P. NICOLET	Ligier JSP217 - Gibson	LMP2	D	3:38.657	68 86	+19.591 +5.620	224.3
30	50 Larbre Competition	E. CREED / R. RICCI / T. DAGONEAU	Ligier JSP217 - Gibson	LMP2	M	3:40.926	51 58	+21.860 +2.269	222.0
31	93 Porsche GT Team	P. PILET / N. TANDY / E. BAMBER / D. WERNER	Porsche 911 RSR	LMGTE Pro	M	3:52.551	67 68	+33.485 +11.625	210.9
32	91 Porsche GT Team	R. LIETZ / G. BRUNI / F. MAKOWIECKI	Porsche 911 RSR	LMGTE Pro	M	3:52.647	59 77	+33.581 +0.096	210.8
33	67 Ford Chip Ganassi Team UK	A. PRIAUX / H. TINCKNELL	Ford GT	LMGTE Pro	M	3:53.008	18 76	+33.942 +0.361	210.5
34	66 Ford Chip Ganassi Team UK	S. MÜCKE / O. PLA / B. JOHNSON	Ford GT	LMGTE Pro	M	3:53.052	75 80	+33.986 +0.044	210.5
35	68 Ford Chip Ganassi Team USA	J. HAND / D. MÜLLER	Ford GT	LMGTE Pro	M	3:53.064	55 60	+33.998 +0.012	210.5
36	69 Ford Chip Ganassi Team USA	R. BRISCOE / R. WESTBROOK	Ford GT	LMGTE Pro	M	3:53.476	59 66	+34.410 +0.412	210.1
37	92 Porsche GT Team	M. CHRISTENSEN / K. ESTRE / L. VANTHOOR / D. WERNER	Porsche 911 RSR	LMGTE Pro	M	3:53.877	53 70	+34.811 +0.401	209.7
38	81 BMW Team MTEK	M. TOMCZYK / N. CATSBURG	BMW M8 GTE	LMGTE Pro	M	3:53.946	73 83	+34.880 +0.069	209.7
39	71 AF Corse	D. RIGON / S. BIRD / M. MOLINA	Ferrari 488 GTE EVO	LMGTE Pro	M	3:54.137	47 70	+35.071 +0.191	209.5
40	64 Corvette Racing - GM	O. GAVIN / T. MILNER / M. FÄSSLER	Chevrolet Corvette C7.R	LMGTE Pro	M	3:54.179	60 66	+35.113 +0.042	209.5
41	63 Corvette Racing - GM	J. MAGNUSSEN / A. GARCIA	Chevrolet Corvette C7.R	LMGTE Pro	M	3:54.217	51 68	+35.151 +0.038	209.4
42	52 AF Corse	T. VILANDER / A. GIOVINAZZI / L. DERANI	Ferrari 488 GTE EVO	LMGTE Pro	M	3:54.278	73 81	+35.212 +0.061	209.4
43	51 AF Corse	A. PIER GUIDI / J. CALADO / D. SERRA	Ferrari 488 GTE EVO	LMGTE Pro	M	3:54.672	57 61	+35.606 +0.394	209.0
44	94 Porsche GT Team	R. DUMAS / T. BERNHARD / S. MÜLLER	Porsche 911 RSR	LMGTE Pro	M	3:54.782	60 66	+35.716 +0.110	208.9
45	82 BMW Team MTEK	A. FELIX DA COSTA / A. SIMS	BMW M8 GTE	LMGTE Pro	M	3:55.910	59 69	+36.844 +1.128	207.9
46	77 Dempsey - Proton Racing	M. CAMPBELL / C. RIED / J. ANDLAUER	Porsche 911 RSR	LMGTE Am	M	3:55.970	78 80	+36.904 +0.060	207.9
47	54 Spirit of Race	T. FLOHR / F. CASTELLACCI / G. FISICHELLA	Ferrari F488 GTE	LMGTE Am	M	3:56.269	41 82	+37.203 +0.299	207.6
48	61 Clearwater Racing	W. MOK / M. GRIFFIN / K. SAWA	Ferrari F488 GTE	LMGTE Am	M	3:56.672	58 76	+37.606 +0.403	207.3
49	88 Dempsey - Proton Racing	M. CAIROLI / K. AL QUBAISI / G. RODA	Porsche 911 RSR	LMGTE Am	M	3:56.946	60 68	+37.880 +0.274	207.0
50	97 Aston Martin Racing	A. LYNN / M. MARTIN / J. ADAM	Aston Martin Vantage AMR	LMGTE Pro	M	3:57.488	64 67	+38.422 +0.542	206.6
51	99 Proton Competition	P. LONG / T. PAPPAS / S. PUMPELLY	Porsche 911 RSR	LMGTE Am	M	3:57.515	57 58	+38.449 +0.027	206.5
52	85 Keating Motorsports	B. KEATING / J. BLEEKEMOLEN / L. STOLZ	Ferrari F488 GTE	LMGTE Am	M	3:57.572	50 69	+38.506 +0.057	206.5
53	84 JMW Motorsport	L. GRIFFIN / C. MACNEIL / J. SEGAL	Ferrari F488 GTE	LMGTE Am	M	3:57.781	33 68	+38.715 +0.209	206.3
54	86 Gulf Racing UK	M. WAINWRIGHT / B. BARKER / A. DAVISON	Porsche 911 RSR	LMGTE Am	M	3:58.904	35 65	+39.838 +1.123	205.3
55	70 MR Racing	M. ISHIKAWA / O. BERETTA / E. CHEEVER	Ferrari F488 GTE	LMGTE Am	M	3:58.925	45 62	+39.859 +0.021	205.3
56	56 Team Project 1	J. BERGMEISTER / P. LINDSEY / E. PERFETTI / N. YELLOLY	Porsche 911 RSR	LMGTE Am	M	3:59.233	33 43	+40.167 +0.308	205.0
57	90 TF Sport	S. YOLUC / E. HANKEY / C. EASTWOOD	Aston Martin Vantage	LMGTE Am	M	3:59.566	39 59	+40.500 +0.333	204.8
58	95 Aston Martin Racing	M. SØRENSEN / N. THIMM / D. TURNER	Aston Martin Vantage AMR	LMGTE Pro	M	3:59.614	32 32	+40.548 +0.048	204.7
59	80 Ebimotors	F. BABINI / C. NIELSEN / E. MARIS	Porsche 911 RSR	LMGTE Am	M	4:00.673	13 25	+41.607 +1.059	203.8
60	98 Aston Martin Racing	P. DALLA LANA / P. LAMY / M. LAUDA	Aston Martin Vantage	LMGTE Am	M	4:01.224	20 27	+42.158 +0.551	203.4

Fastest Lap	Lap 56	Fernando ALONSO	3:19.066	246.4 Kph
-------------	--------	-----------------	-----------------	-----------



FIA WEC
 Official Test - 86^e Edition des 24 Heures du Mans
 Test Session

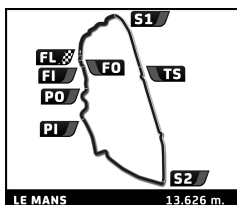


Classification

Nr.	Team	Drivers	Car	Cl	Ty	Time	Lap Total	Gap	Kph
Circuit Best Laps by Class									
LMP1	Fernando ALONSO	03/06/2018	3:19.066	246.4	Kph				
LMP2	Nathanaël BERTHON	03/06/2018	3:27.228	236.7	Kph				
LMGTE Pro	Patrick PILET	03/06/2018	3:52.551	210.9	Kph				
LMGTE Am	Julien ANDLAUER	03/06/2018	3:55.970	207.9	Kph				
Circuit Race Records by Class									

Published at:	Track Temp: 27.22 °C	Air Temp: 25.56 °C	Track Status: DRY
Race Director:		Timekeeper:	

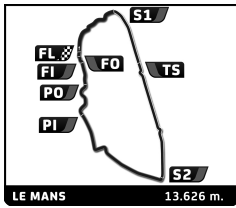




FIA WEC Official Test - 86^e Edition des 24 Heures du Mans Test Session Classification by Class



Nr. Team	Drivers	Car	Ty	Time	Lap Total	Gap	Kph
LMP1							
1	8 Toyota Gazoo Racing	S. BUEMI / K. NAKAJIMA / F. ALONSO / J. LOPEZ	Toyota TS050 - Hybrid	H M	3:19.066	56 106	246.4
2	3 Rebellion Racing	T. LAURENT / M. BECHE / G. MENEZES	Rebellion R13 - Gibson	M	3:19.680	45 74 +0.614 +0.614	245.7
3	7 Toyota Gazoo Racing	M. CONWAY / K. KOBAYASHI / J. LOPEZ / F. ALONSO	Toyota TS050 - Hybrid	H M	3:20.008	45 96 +0.942 +0.328	245.3
4	1 Rebellion Racing	A. LOTTERER / N. JANI / B. SENNA	Rebellion R13 - Gibson	M	3:21.344	64 65 +2.278 +1.336	243.6
5	11 SMP Racing	V. PETROV / M. ALESHIN / J. BUTTON	BR Engineering BR1 - AER	M	3:21.603	41 47 +2.537 +0.259	243.3
6	17 SMP Racing	S. SARRAZIN / E. ORUDZHEV / M. ISAAKYAN	BR Engineering BR1 - AER	M	3:21.761	34 46 +2.695 +0.158	243.1
7	4 Bykolles Racing Team	O. WEBB / D. KRAIHAMER / T. DILLMANN	Enso CLM P1/01 - Nismo	M	3:23.644	47 54 +4.578 +1.883	240.9
8	10 Dragonspeed	H. HEDMAN / B. HANLEY / R. VAN DER ZANDE	BR Engineering BR1 - Gibson	M	3:26.951	19 23 +7.885 +3.307	237.0
9	6 CEFC TRSM Racing	O. ROWLAND / A. BRUNDLE / O. TURVEY	Ginetta G60-LT-P1 - Mecachrome	M	3:27.748	52 53 +8.682 +0.797	236.1
10	5 CEFC TRSM Racing	C. ROBERTSON / M. SIMPSON / L. ROUSSEL	Ginetta G60-LT-P1 - Mecachrome	M	3:28.180	29 41 +9.114 +0.432	235.6
LMP2							
1	31 Dragonspeed	R. GONZALEZ / P. MALDONADO / N. BERTHON	Oreca 07 - Gibson	M	3:27.228	53 72	236.7
2	48 IDEC Sport	P. LAFARGUE / P. CHATIN / M. ROJAS	Oreca 07 - Gibson	M	3:27.252	58 79 +0.024 +0.024	236.7
3	26 G-Drive Racing	R. RUSINOV / A. PIZZITOLA / J. VERGNE / A. IMPERATORI	Oreca 07 - Gibson	D	3:28.394	49 83 +1.166 +1.142	235.4
4	28 TDS Racing	F. PERRODO / M. VAXIVIERE	Oreca 07 - Gibson	D	3:28.795	65 73 +1.567 +0.401	234.9
5	36 Signatech Alpine Matmut	N. LAPIERRE / A. NEGRÃO / P. THIRIET	Alpine A470 - Gibson	D	3:29.205	46 82 +1.977 +0.410	234.5
6	22 United Autosports	P. HANSON / F. ALBUQUERQUE / W. BOYD	Ligier JSP217 - Gibson	D	3:29.281	67 75 +2.053 +0.076	234.4
7	39 Graff-SO24	V. CAPILLAIRE / J. HIRSCHI / T. GOMMENDY / A. COUGNAUD	Oreca 07 - Gibson	D	3:29.492	55 73 +2.264 +0.211	234.2
8	47 Cetilar Villorba Corse	R. LACORTE / G. SERNAGIOTTO / F. NASR	Dallara P217 - Gibson	D	3:29.968	73 79 +2.740 +0.476	233.6
9	40 G-Drive Racing	J. ALLEN / J. GUTIERREZ / E. GUIBBERT	Oreca 07 - Gibson	D	3:30.015	67 74 +2.787 +0.047	233.6
10	38 Jackie Chan DC Racing	H. TUNG / S. RICHELMI / G. AUBRY	Oreca 07 - Gibson	D	3:30.475	29 69 +3.247 +0.460	233.1
11	37 Jackie Chan DC Racing	J. JAAFAR / N. JEFFRI / W. TAN	Oreca 07 - Gibson	D	3:31.034	37 68 +3.806 +0.559	232.4
12	35 SMP Racing	V. SHAITAR / H. NEWAY / N. NATO / A. FJORDBACH	Dallara P217 - Gibson	D	3:31.646	54 62 +4.418 +0.612	231.8
13	23 Panis Barthez Competition	T. VAUTIER / J. CANAL / W. STEVENS / T. BURET	Ligier JSP217 - Gibson	M	3:31.673	40 64 +4.445 +0.027	231.7
14	32 United Autosports	H. DE SADELER / W. OWEN / W. BOYD / J. MONTOYA	Ligier JSP217 - Gibson	D	3:32.363	65 70 +5.135 +0.690	231.0
15	44 Eurasia Motorsport	A. BERTOLINI / N. JÖNSSON / T. KROHN	Ligier JSP217 - Gibson	D	3:32.532	73 78 +5.304 +0.169	230.8
16	29 Racing Team Nederland	F. VAN EERD / G. VAN DER GARDE / J. LAMMERS	Dallara P217 - Gibson	M	3:32.723	64 66 +5.495 +0.191	230.6
17	25 Algarve Pro Racing	M. PATTERSON / A. DE JONG / T. KIM / R. CULLEN	Ligier JSP217 - Gibson	D	3:32.752	47 61 +5.524 +0.029	230.6
18	34 Jackie Chan DC Racing	R. TAYLOR / C. LEDOGAR / D. HEINEMEIER HANSSON	Ligier JSP217 - Gibson	D	3:33.037	58 64 +5.809 +0.285	230.3
19	33 Jackie Chan DC Racing	D. CHENG / N. BOULLE / P. NICOLET	Ligier JSP217 - Gibson	D	3:38.657	68 86 +11.429 +5.620	224.3
20	50 Larbre Competition	E. CREED / R. RICCI / T. DAGONEAU	Ligier JSP217 - Gibson	M	3:40.926	51 58 +13.698 +2.269	222.0
LMGTE Pro							
1	93 Porsche GT Team	P. PILET / N. TANDY / E. BAMBER / D. WERNER	Porsche 911 RSR	M	3:52.551	67 68	210.9
2	91 Porsche GT Team	R. LIETZ / G. BRUNI / F. MAKOWIECKI	Porsche 911 RSR	M	3:52.647	59 77 +0.096 +0.096	210.8
3	67 Ford Chip Ganassi Team UK	A. PRIAULX / H. TINCKNELL	Ford GT	M	3:53.008	18 76 +0.457 +0.361	210.5
4	66 Ford Chip Ganassi Team UK	S. MÜCKE / O. PLA / B. JOHNSON	Ford GT	M	3:53.052	75 80 +0.501 +0.044	210.5
5	68 Ford Chip Ganassi Team USA	J. HAND / D. MÜLLER	Ford GT	M	3:53.064	55 60 +0.513 +0.012	210.5
6	69 Ford Chip Ganassi Team USA	R. BRISCOE / R. WESTBROOK	Ford GT	M	3:53.476	59 66 +0.925 +0.412	210.1
7	92 Porsche GT Team	M. CHRISTENSEN / K. ESTRE / L. VANTHOOR / D. WERNER	Porsche 911 RSR	M	3:53.877	53 70 +1.326 +0.401	209.7
8	81 BMW Team MTEK	M. TOMCZYK / N. CATSBURG	BMW M8 GTE	M	3:53.946	73 83 +1.395 +0.069	209.7
9	71 AF Corse	D. RIGON / S. BIRD / M. MOLINA	Ferrari 488 GTE EVO	M	3:54.137	47 70 +1.586 +0.191	209.5
10	64 Corvette Racing - GM	O. GAVIN / T. MILNER / M. FÄSSLER	Chevrolet Corvette C7.R	M	3:54.179	60 66 +1.628 +0.042	209.5
11	63 Corvette Racing - GM	J. MAGNUSSEN / A. GARCIA	Chevrolet Corvette C7.R	M	3:54.217	51 68 +1.666 +0.038	209.4
12	52 AF Corse	T. VILANDER / A. GIOVINAZZI / L. DERANI	Ferrari 488 GTE EVO	M	3:54.278	73 81 +1.727 +0.061	209.4
13	51 AF Corse	A. PIER GUIDI / J. CALADO / D. SERRA	Ferrari 488 GTE EVO	M	3:54.672	57 61 +2.121 +0.394	209.0
14	94 Porsche GT Team	R. DUMAS / T. BERNHARD / S. MÜLLER	Porsche 911 RSR	M	3:54.782	60 66 +2.231 +0.110	208.9
15	82 BMW Team MTEK	A. FELIX DA COSTA / A. SIMS	BMW M8 GTE	M	3:55.910	59 69 +3.359 +1.128	207.9
16	97 Aston Martin Racing	A. LYNN / M. MARTIN / J. ADAM	Aston Martin Vantage AMR	M	3:57.488	64 67 +4.937 +1.578	206.6
17	95 Aston Martin Racing	M. SØRENSEN / N. THIIM / D. TURNER	Aston Martin Vantage AMR	M	3:59.614	32 32 +7.063 +2.126	204.7
LMGTE Am							
1	77 Dempsey - Proton Racing	M. CAMPBELL / C. RIED / J. ANDLAUER	Porsche 911 RSR	M	3:55.970	78 80	207.9
2	54 Spirit of Race	T. FLOHR / F. CASTELLACCI / G. FISICHELLA	Ferrari F488 GTE	M	3:56.269	41 82 +0.299 +0.299	207.6
3	61 Clearwater Racing	W. MOK / M. GRIFFIN / K. SAWA	Ferrari F488 GTE	M	3:56.672	58 76 +0.702 +0.403	207.3
4	88 Dempsey - Proton Racing	M. CAIROLI / K. AL QUBAISI / G. RODA	Porsche 911 RSR	M	3:56.946	60 68 +0.976 +0.274	207.0
5	99 Proton Competition	P. LONG / T. PAPPAS / S. PUMPELLY	Porsche 911 RSR	M	3:57.515	57 58 +1.545 +0.569	206.5
6	85 Keating Motorsports	B. KEATING / J. BLEEKEMOLEN / L. STOLZ	Ferrari F488 GTE	M	3:57.572	50 69 +1.602 +0.057	206.5
7	84 JMW Motorsport	L. GRIFFIN / C. MACNEIL / J. SEGAL	Ferrari F488 GTE	M	3:57.781	33 68 +1.811 +0.209	206.3
8	86 Gulf Racing UK	M. WAINWRIGHT / B. BARKER / A. DAVISON	Porsche 911 RSR	M	3:58.904	35 65 +2.934 +1.123	205.3
9	70 MR Racing	M. ISHIKAWA / O. BERETTA / E. CHEEVER	Ferrari F488 GTE	M	3:58.925	45 62 +2.955 +0.021	205.3
10	56 Team Project 1	J. BERGMEISTER / P. LINDSEY / E. PERFETTI / N. YELLOU	Porsche 911 RSR	M	3:59.233	33 43 +3.263 +0.308	205.0
11	90 TF Sport	S. YOLUC / E. HANKEY / C. EASTWOOD	Aston Martin Vantage	M	3:59.566	39 59 +3.596 +0.333	204.8
12	80 Ebimotors	F. BABINI / C. NIELSEN / E. MARIS	Porsche 911 RSR	M	4:00.673	13 25 +4.703 +1.107	203.8
13	98 Aston Martin Racing	P. DALLA LANA / P. LAMY / M. LAUDA	Aston Martin Vantage	M	4:01.224	20 27 +5.254 +0.551	203.4



FIA WEC
Official Test - 86^e Edition des 24 Heures du Mans
Test Session

Classification by Class



Nr. Team	Drivers	Car	Ty	Time	Lap Total	Gap	Kph
----------	---------	-----	----	------	-----------	-----	-----

Circuit Best Laps by Class				
LMP1	Fernando ALONSO	03/06/2018	3:19.066	246.4 Kph
LMP2	Nathanaël BERTHON	03/06/2018	3:27.228	236.7 Kph
LMGTE Pro	Patrick PILET	03/06/2018	3:52.551	210.9 Kph
LMGTE Am	Julien ANDLAUER	03/06/2018	3:55.970	207.9 Kph

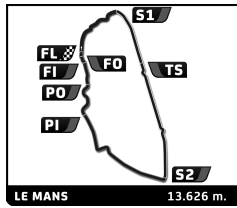
Circuit Race Records by Class

Published at:

Track Temp: **27.22 °C** Air Temp: **25.56 °C** Track Status: **DRY**

Race Director:	Timekeeper:





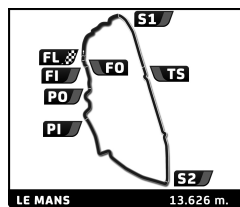
FIA WEC Official Test - 86^e Edition des 24 Heures du Mans Test Session

Classification by Driver Fastest Lap



Nr	Team	Car	Class	Driver	Time	Lap	Total	Gap	Kph		
1	8	Toyota Gazoo Racing	Toyota TS050 - Hybrid	LMP1 H	Fernando ALONSO	3:19.066	26	40		246.4	
2	3	Rebellion Racing	Rebellion R13 - Gibson	LMP1	Mathias BECHE	3:19.680	23	24	0.614	245.7	
3	3	Rebellion Racing	Rebellion R13 - Gibson	LMP1	Gustavo MENEZES	3:19.897	14	22	0.831	0.217	245.4
4	7	Toyota Gazoo Racing	Toyota TS050 - Hybrid	LMP1 H	Kamui KOBAYASHI	3:20.008	21	28	0.942	0.111	245.3
5	8	Toyota Gazoo Racing	Toyota TS050 - Hybrid	LMP1 H	Sébastien BUEMI	3:20.766	10	26	1.700	0.758	244.3
6	8	Toyota Gazoo Racing	Toyota TS050 - Hybrid	LMP1 H	Kazuki NAKAJIMA	3:21.016	23	27	1.950	0.250	244.0
7	7	Toyota Gazoo Racing	Toyota TS050 - Hybrid	LMP1 H	Mike CONWAY	3:21.107	23	26	2.041	0.091	243.9
8	1	Rebellion Racing	Rebellion R13 - Gibson	LMP1	André LOTTERER	3:21.344	18	19	2.278	0.237	243.6
9	7	Toyota Gazoo Racing	Toyota TS050 - Hybrid	LMP1 H	Jose Maria LOPEZ	3:21.505	14	42	2.439	0.161	243.4
10	11	SMP Racing	BR Engineering BR1 - AER	LMP1	Vitaly PETROV	3:21.603	13	14	2.537	0.098	243.3
11	17	SMP Racing	BR Engineering BR1 - AER	LMP1	Stéphane SARRAZIN	3:21.761	14	15	2.695	0.158	243.1
12	17	SMP Racing	BR Engineering BR1 - AER	LMP1	Egor ORUDZHEV	3:21.800	20	21	2.734	0.039	243.1
13	3	Rebellion Racing	Rebellion R13 - Gibson	LMP1	Thomas LAURENT	3:21.828	17	28	2.762	0.028	243.0
14	1	Rebellion Racing	Rebellion R13 - Gibson	LMP1	Bruno SENNA	3:22.112	20	22	3.046	0.284	242.7
15	11	SMP Racing	BR Engineering BR1 - AER	LMP1	Mikhail ALESHIN	3:22.123	7	13	3.057	0.011	242.7
16	8	Toyota Gazoo Racing	Toyota TS050 - Hybrid	LMP1 H	Anthony DAVIDSON	3:22.811	4	13	3.745	0.688	241.9
17	4	Bykolles Racing Team	Enso CLM P1/01 - Nismo	LMP1	Dominik KRAIHAMER	3:23.644	9	16	4.578	0.833	240.9
18	4	Bykolles Racing Team	Enso CLM P1/01 - Nismo	LMP1	Tom DILLMANN	3:23.936	19	25	4.870	0.292	240.5
19	11	SMP Racing	BR Engineering BR1 - AER	LMP1	Jenson BUTTON	3:24.002	19	20	4.936	0.066	240.5
20	1	Rebellion Racing	Rebellion R13 - Gibson	LMP1	Neel JANI	3:24.865	10	24	5.799	0.863	239.4
21	17	SMP Racing	BR Engineering BR1 - AER	LMP1	Matevos ISAAYAN	3:25.664	8	10	6.598	0.799	238.5
22	10	Dragonspeed	BR Engineering BR1 - Gibson	LMP1	Renger VAN DER ZANDE	3:26.951	13	14	7.885	1.287	237.0
23	31	Dragonspeed	Oreca 07 - Gibson	LMP2	Nathanaël BERTHON	3:27.228	18	19	8.162	0.277	236.7
24	48	IDEC Sport	Oreca 07 - Gibson	LMP2	Paul Loup CHÂTIN	3:27.252	18	19	8.186	0.024	236.7
25	6	CEFC TRSM Racing	Ginetta G60-LT-P1 - Mecachrome	LMP1	Oliver ROWLAND	3:27.748	18	19	8.682	0.496	236.1
26	6	CEFC TRSM Racing	Ginetta G60-LT-P1 - Mecachrome	LMP1	Alex BRUNDLE	3:28.153	9	14	9.087	0.405	235.7
27	5	CEFC TRSM Racing	Ginetta G60-LT-P1 - Mecachrome	LMP1	Léo ROUSSEL	3:28.180	8	12	9.114	0.027	235.6
28	5	CEFC TRSM Racing	Ginetta G60-LT-P1 - Mecachrome	LMP1	Charles ROBERTSON	3:28.309	12	14	9.243	0.129	235.5
29	26	G-Drive Racing	Oreca 07 - Gibson	LMP2	Jean-Eric VERGNE	3:28.394	15	25	9.328	0.085	235.4
30	28	TDS Racing	Oreca 07 - Gibson	LMP2	Mathieu VAXIVIERE	3:28.795	26	34	9.729	0.401	234.9
31	26	G-Drive Racing	Oreca 07 - Gibson	LMP2	Roman RUSINOV	3:29.122	19	24	10.056	0.327	234.6
32	36	Signatech Alpine Matmut	Alpine A470 - Gibson	LMP2	Nicolas LAPIERRE	3:29.205	20	29	10.139	0.083	234.5
33	22	United Autosports	Ligier JSP217 - Gibson	LMP2	Filipe ALBUQUERQUE	3:29.281	25	33	10.215	0.076	234.4
34	5	CEFC TRSM Racing	Ginetta G60-LT-P1 - Mecachrome	LMP1	Michael SIMPSON	3:29.433	14	15	10.367	0.152	234.2
35	36	Signatech Alpine Matmut	Alpine A470 - Gibson	LMP2	André NEGRÃO	3:29.455	22	23	10.389	0.022	234.2
36	39	Graff-SO24	Oreca 07 - Gibson	LMP2	Tristan GOMMENDY	3:29.492	19	25	10.426	0.037	234.2
37	4	Bykolles Racing Team	Enso CLM P1/01 - Nismo	LMP1	Oliver WEBB	3:29.795	8	13	10.729	0.303	233.8
38	47	Cetilar Villorba Corse	Dallara P217 - Gibson	LMP2	Felipe NASR	3:29.968	13	19	10.902	0.173	233.6
39	40	G-Drive Racing	Oreca 07 - Gibson	LMP2	Enzo GUIBBERT	3:30.015	22	23	10.949	0.047	233.6
40	26	G-Drive Racing	Oreca 07 - Gibson	LMP2	Alexander IMPERATORI	3:30.176	8	10	11.110	0.161	233.4
41	38	Jackie Chan DC Racing	Oreca 07 - Gibson	LMP2	Ho-Pin TUNG	3:30.475	9	18	11.409	0.299	233.1
42	38	Jackie Chan DC Racing	Oreca 07 - Gibson	LMP2	Stéphane RICHELMI	3:30.545	23	24	11.479	0.070	233.0
43	6	CEFC TRSM Racing	Ginetta G60-LT-P1 - Mecachrome	LMP1	Oliver TURVEY	3:30.601	16	20	11.535	0.056	232.9
44	26	G-Drive Racing	Oreca 07 - Gibson	LMP2	Andrew PIZZITOLA	3:30.648	15	24	11.582	0.047	232.9
45	48	IDEC Sport	Oreca 07 - Gibson	LMP2	Memo ROJAS	3:30.658	19	22	11.592	0.010	232.9
46	22	United Autosports	Ligier JSP217 - Gibson	LMP2	Philip HANSON	3:30.783	37	42	11.717	0.125	232.7
47	40	G-Drive Racing	Oreca 07 - Gibson	LMP2	James ALLEN	3:30.862	20	28	11.796	0.079	232.6
48	36	Signatech Alpine Matmut	Alpine A470 - Gibson	LMP2	Pierre THIRIET	3:30.916	29	30	11.850	0.054	232.6
49	37	Jackie Chan DC Racing	Oreca 07 - Gibson	LMP2	Jazeman JAAFAR	3:31.034	17	24	11.968	0.118	232.4
50	31	Dragonspeed	Oreca 07 - Gibson	LMP2	Roberto GONZALEZ	3:31.201	11	16	12.135	0.167	232.3
51	31	Dragonspeed	Oreca 07 - Gibson	LMP2	Pastor MALDONADO	3:31.367	25	37	12.301	0.166	232.1
52	39	Graff-SO24	Oreca 07 - Gibson	LMP2	Vincent CAPILLAIRE	3:31.584	13	20	12.518	0.217	231.8
53	35	SMP Racing	Dallara P217 - Gibson	LMP2	Norman NATO	3:31.646	21	23	12.580	0.062	231.8
54	23	Panis Barthez Competition	Ligier JSP217 - Gibson	LMP2	William STEVENS	3:31.673	16	19	12.607	0.027	231.7
55	39	Graff-SO24	Oreca 07 - Gibson	LMP2	Jonathan HIRSCHI	3:31.798	19	22	12.732	0.125	231.6
56	40	G-Drive Racing	Oreca 07 - Gibson	LMP2	Jose GUTIERREZ	3:32.079	22	23	13.013	0.281	231.3
57	47	Cetilar Villorba Corse	Dallara P217 - Gibson	LMP2	Giorgio SERNAGIOTTO	3:32.117	32	34	13.051	0.038	231.3
58	32	United Autosports	Ligier JSP217 - Gibson	LMP2	Juan Pablo MONTOYA	3:32.363	30	35	13.297	0.246	231.0
59	44	Eurasia Motorsport	Ligier JSP217 - Gibson	LMP2	Niclas JÖNSSON	3:32.532	30	31	13.466	0.169	230.8
60	37	Jackie Chan DC Racing	Oreca 07 - Gibson	LMP2	Nabil JEFFRI	3:32.597	18	19	13.531	0.065	230.7
61	38	Jackie Chan DC Racing	Oreca 07 - Gibson	LMP2	Gabriel AUBRY	3:32.626	26	27	13.560	0.029	230.7
62	29	Racing Team Nederland	Dallara P217 - Gibson	LMP2	Giedo VAN DER GARDE	3:32.723	25	26	13.657	0.097	230.6
63	25	Algarve Pro Racing	Ligier JSP217 - Gibson	LMP2	Matthew MCMURRY	3:32.752	8	13	13.686	0.029	230.6
64	32	United Autosports	Ligier JSP217 - Gibson	LMP2	Will OWEN	3:32.909	18	19	13.843	0.157	230.4
65	44	Eurasia Motorsport	Ligier JSP217 - Gibson	LMP2	Andrea BERTOLINI	3:32.929	15	16	13.863	0.020	230.4
66	32	United Autosports	Ligier JSP217 - Gibson	LMP2	Hugo DE SADELEER	3:33.007	15	16	13.941	0.078	230.3





FIA WEC

Official Test - 86^e Edition des 24 Heures du Mans

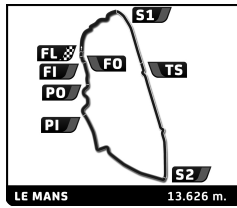
Test Session

Classification by Driver Fastest Lap



Nr	Team	Car	Class	Driver	Time	Lap	Total	Gap	Kph	
67	34 Jackie Chan DC Racing	Ligier JSP217 - Gibson	LMP2	Ricky TAYLOR	3:33.037	13	19	13.971	0.030	230.3
68	37 Jackie Chan DC Racing	Oreca 07 - Gibson	LMP2	Weiron TAN	3:33.260	23	25	14.194	0.223	230.0
69	48 IDEC Sport	Oreca 07 - Gibson	LMP2	Paul LAFARGUE	3:33.621	24	38	14.555	0.361	229.6
70	23 Panis Barthez Competition	Ligier JSP217 - Gibson	LMP2	Julien CANAL	3:33.947	10	15	14.881	0.326	229.3
71	23 Panis Barthez Competition	Ligier JSP217 - Gibson	LMP2	Timothé BURET	3:34.536	18	20	15.470	0.589	228.6
72	35 SMP Racing	Dallara P217 - Gibson	LMP2	Harrison NEWEY	3:34.623	18	19	15.557	0.087	228.6
73	34 Jackie Chan DC Racing	Ligier JSP217 - Gibson	LMP2	David HEINEMIER HANSSON	3:35.213	18	19	16.147	0.590	227.9
74	23 Panis Barthez Competition	Ligier JSP217 - Gibson	LMP2	Tristan VAUTIER	3:35.279	4	10	16.213	0.066	227.9
75	34 Jackie Chan DC Racing	Ligier JSP217 - Gibson	LMP2	Côme LEDOGAR	3:35.648	19	26	16.582	0.369	227.5
76	35 SMP Racing	Dallara P217 - Gibson	LMP2	Victor SHAITAR	3:36.714	8	9	17.648	1.066	226.4
77	29 Racing Team Nederland	Dallara P217 - Gibson	LMP2	Jan LAMMERS	3:37.146	15	16	18.080	0.432	225.9
78	39 Graff-SO24	Oreca 07 - Gibson	LMP2	Alexandre COUGNAUD	3:37.222	5	6	18.156	0.076	225.8
79	47 Cetilar Villorba Corse	Dallara P217 - Gibson	LMP2	Roberto LACORTE	3:38.309	24	26	19.243	1.087	224.7
80	28 TDS Racing	Oreca 07 - Gibson	LMP2	François FERRODO	3:38.437	15	39	19.371	0.128	224.6
81	33 Jackie Chan DC Racing	Ligier JSP217 - Gibson	LMP2	Nicholas BOULLE	3:38.657	30	34	19.591	0.220	224.3
82	33 Jackie Chan DC Racing	Ligier JSP217 - Gibson	LMP2	David CHENG	3:39.194	28	30	20.128	0.537	223.8
83	29 Racing Team Nederland	Dallara P217 - Gibson	LMP2	Frits VAN EERD	3:40.925	16	24	21.859	1.731	222.0
84	50 Larbre Competition	Ligier JSP217 - Gibson	LMP2	Romano RICCI	3:40.926	24	26	21.860	0.001	222.0
85	35 SMP Racing	Dallara P217 - Gibson	LMP2	Anders FJORDBACH	3:43.172	7	11	24.106	2.246	219.8
86	50 Larbre Competition	Ligier JSP217 - Gibson	LMP2	Erwin CREED	3:43.658	10	16	24.592	0.486	219.3
87	50 Larbre Competition	Ligier JSP217 - Gibson	LMP2	Thomas DAGONEAU	3:44.115	15	16	25.049	0.457	218.9
88	25 Algarve Pro Racing	Ligier JSP217-Gibson	LMP2	Ryan CULLEN	3:44.790	7	10	25.724	0.675	218.2
89	33 Jackie Chan DC Racing	Ligier JSP217 - Gibson	LMP2	Pierre NICOLET	3:45.729	11	22	26.663	0.939	217.3
90	25 Algarve Pro Racing	Ligier JSP217-Gibson	LMP2	Mark PATTERSON	3:48.433	10	11	29.367	2.704	214.7
91	44 Eurasia Motorsport	Ligier JSP217 - Gibson	LMP2	Tracy KROHN	3:49.062	29	31	29.996	0.629	214.1
92	25 Algarve Pro Racing	Ligier JSP217-Gibson	LMP2	Tacksung KIM	3:52.193	10	11	33.127	3.131	211.3
93	93 Porsche GT Team	Porsche 911 RSR	LMGTE Pro	Patrick PILET	3:52.551	26	27	33.485	0.358	210.9
94	91 Porsche GT Team	Porsche 911 RSR	LMGTE Pro	Gianmaria BRUNI	3:52.647	28	29	33.581	0.096	210.8
95	91 Porsche GT Team	Porsche 911 RSR	LMGTE Pro	Frédéric MAKOWIECKI	3:52.791	22	25	33.725	0.144	210.7
96	67 Ford Chip Ganassi Team UK	Ford GT	LMGTE Pro	Andy PRIAULX	3:53.008	18	34	33.942	0.217	210.5
97	66 Ford Chip Ganassi Team UK	Ford GT	LMGTE Pro	Olivier PLA	3:53.052	26	27	33.986	0.044	210.5
98	68 Ford Chip Ganassi Team USA	Ford GT	LMGTE Pro	Dirk MÜLLER	3:53.064	22	27	33.998	0.012	210.5
99	25 Algarve Pro Racing	Ligier JSP217-Gibson	LMP2	Ate DE JONG	3:53.258	4	16	34.192	0.194	210.3
100	66 Ford Chip Ganassi Team UK	Ford GT	LMGTE Pro	Stefan MÜCKE	3:53.263	24	30	34.197	0.005	210.3
101	67 Ford Chip Ganassi Team UK	Ford GT	LMGTE Pro	Harry TINCKNELL	3:53.303	19	42	34.237	0.040	210.3
102	69 Ford Chip Ganassi Team USA	Ford GT	LMGTE Pro	Richard WESTBROOK	3:53.476	35	42	34.410	0.173	210.1
103	92 Porsche GT Team	Porsche 911 RSR	LMGTE Pro	Michael CHRISTENSEN	3:53.877	16	17	34.811	0.401	209.7
104	69 Ford Chip Ganassi Team USA	Ford GT	LMGTE Pro	Ryan BRISCOE	3:53.881	19	24	34.815	0.004	209.7
105	81 BMW Team MTEK	BMW M8 GTE	LMGTE Pro	Nicky CATSBURG	3:53.946	40	41	34.880	0.065	209.7
106	68 Ford Chip Ganassi Team USA	Ford GT	LMGTE Pro	Joey HAND	3:54.098	23	33	35.032	0.152	209.5
107	91 Porsche GT Team	Porsche 911 RSR	LMGTE Pro	Richard LIETZ	3:54.112	21	23	35.046	0.014	209.5
108	71 AF Corse	Ferrari 488 GTE EVO	LMGTE Pro	Sam BIRD	3:54.137	18	19	35.071	0.025	209.5
109	64 Corvette Racing - GM	Chevrolet Corvette C7.R	LMGTE Pro	Oliver GAVIN	3:54.179	19	21	35.113	0.042	209.5
110	66 Ford Chip Ganassi Team UK	Ford GT	LMGTE Pro	Billy JOHNSON	3:54.188	13	23	35.122	0.009	209.5
111	63 Corvette Racing - GM	Chevrolet Corvette C7.R	LMGTE Pro	Antonio GARCIA	3:54.217	22	30	35.151	0.029	209.4
112	52 AF Corse	Ferrari 488 GTE EVO	LMGTE Pro	Antonio GIOVINAZZI	3:54.278	18	26	35.212	0.061	209.4
113	92 Porsche GT Team	Porsche 911 RSR	LMGTE Pro	Laurens VANTHOOR	3:54.312	11	16	35.246	0.034	209.4
114	92 Porsche GT Team	Porsche 911 RSR	LMGTE Pro	Kevin ESTRE	3:54.419	18	21	35.353	0.107	209.3
115	64 Corvette Racing - GM	Chevrolet Corvette C7.R	LMGTE Pro	Marcel FÄSSLER	3:54.425	23	24	35.359	0.006	209.3
116	93 Porsche GT Team	Porsche 911 RSR	LMGTE Pro	Earl BAMBER	3:54.530	5	14	35.464	0.105	209.2
117	71 AF Corse	Ferrari 488 GTE EVO	LMGTE Pro	Davide RIGON	3:54.538	27	32	35.472	0.008	209.1
118	64 Corvette Racing - GM	Chevrolet Corvette C7.R	LMGTE Pro	Tommy MILNER	3:54.555	17	21	35.489	0.017	209.1
119	63 Corvette Racing - GM	Chevrolet Corvette C7.R	LMGTE Pro	Jan MAGNUSSEN	3:54.593	21	38	35.527	0.038	209.1
120	51 AF Corse	Ferrari 488 GTE EVO	LMGTE Pro	James CALADO	3:54.672	20	22	35.606	0.079	209.0
121	94 Porsche GT Team	Porsche 911 RSR	LMGTE Pro	Sven MÜLLER	3:54.782	18	24	35.716	0.110	208.9
122	51 AF Corse	Ferrari 488 GTE EVO	LMGTE Pro	Daniel SERRA	3:54.948	17	19	35.882	0.166	208.8
123	71 AF Corse	Ferrari 488 GTE EVO	LMGTE Pro	Miguel MOLINA	3:54.988	18	19	35.922	0.040	208.7
124	94 Porsche GT Team	Porsche 911 RSR	LMGTE Pro	Romain DUMAS	3:55.136	12	14	36.070	0.148	208.6
125	93 Porsche GT Team	Porsche 911 RSR	LMGTE Pro	Nick TANDY	3:55.136	14	15	36.070	0.000	208.6
126	52 AF Corse	Ferrari 488 GTE EVO	LMGTE Pro	Toni VILANDER	3:55.706	15	30	36.640	0.570	208.1
127	82 BMW Team MTEK	BMW M8 GTE	LMGTE Pro	Antonio FELIX DA COSTA	3:55.910	33	34	36.844	0.204	207.9
128	77 Dempsey - Proton Racing	Porsche 911 RSR	LMGTE Am	Julien ANDLAUER	3:55.970	27	29	36.904	0.060	207.9
129	81 BMW Team MTEK	BMW M8 GTE	LMGTE Pro	Martin TOMCZYK	3:56.101	26	42	37.035	0.131	207.8
130	54 Spirit of Race	Ferrari F488 GTE	LMGTE Am	Giancarlo FISICHELLA	3:56.269	16	19	37.203	0.168	207.6
131	51 AF Corse	Ferrari 488 GTE EVO	LMGTE Pro	Alessandro PIER GUIDI	3:56.352	15	20	37.286	0.083	207.5
132	52 AF Corse	Ferrari 488 GTE EVO	LMGTE Pro	Luis Felipe DERANI	3:56.417	24	25	37.351	0.065	207.5





FIA WEC Official Test - 86^e Edition des 24 Heures du Mans Test Session



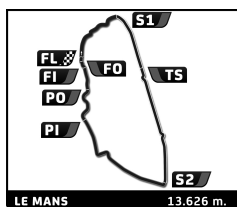
Classification by Driver Fastest Lap

Nr	Team	Car	Class	Driver	Time	Lap	Total	Gap	Kph
133	77 Dempsey - Proton Racing	Porsche 911 RSR	LMGTE Am	Matt CAMPBELL	3:56.482	12	16	37.416	0.065 207.4
134	82 BMW Team MTEK	BMW M8 GTE	LMGTE Pro	Alexander SIMS	3:56.639	23	35	37.573	0.157 207.3
135	61 Clearwater Racing	Ferrari F488 GTE	LMGTE Am	Matthew GRIFFIN	3:56.672	17	20	37.606	0.033 207.3
136	88 Dempsey - Proton Racing	Porsche 911 RSR	LMGTE Am	Matteo CAIROLI	3:56.946	17	18	37.880	0.274 207.0
137	94 Porsche GT Team	Porsche 911 RSR	LMGTE Pro	Timo BERNHARD	3:56.973	24	28	37.907	0.027 207.0
138	54 Spirit of Race	Ferrari F488 GTE	LMGTE Am	Francesco CASTELLACCI	3:57.224	24	27	38.158	0.251 206.8
139	97 Aston Martin Racing	Aston Martin Vantage AMR	LMGTE Pro	Alexander LYNN	3:57.488	22	25	38.422	0.264 206.6
140	99 Proton Competition	Porsche 911 RSR	LMGTE Am	Patrick LONG	3:57.515	8	9	38.449	0.027 206.5
141	85 Keating Motorsports	Ferrari F488 GTE	LMGTE Am	Jeroen BLEEKEMOLEN	3:57.572	21	22	38.506	0.057 206.5
142	92 Porsche GT Team	Porsche 911 RSR	LMGTE Pro	Dirk WERNER	3:57.667	6	16	38.601	0.095 206.4
143	93 Porsche GT Team	Porsche 911 RSR	LMGTE Pro	Dirk WERNER	3:57.749	11	12	38.683	0.082 206.3
144	84 JMW Motorsport	Ferrari F488 GTE	LMGTE Am	Jeffrey SEGAL	3:57.781	18	20	38.715	0.032 206.3
145	85 Keating Motorsports	Ferrari F488 GTE	LMGTE Am	Luca STOLZ	3:57.972	16	18	38.906	0.191 206.1
146	97 Aston Martin Racing	Aston Martin Vantage AMR	LMGTE Pro	Maxime MARTIN	3:58.336	22	25	39.270	0.364 205.8
147	61 Clearwater Racing	Ferrari F488 GTE	LMGTE Am	Keita SAWA	3:58.569	15	20	39.503	0.233 205.6
148	86 Gulf Racing UK	Porsche 911 RSR	LMGTE Am	Alexander DAVISON	3:58.904	11	17	39.838	0.335 205.3
149	70 MR Racing	Ferrari F488 GTE	LMGTE Am	Olivier BERETTA	3:58.925	7	8	39.859	0.021 205.3
150	56 Team Project 1	Porsche 911 RSR	LMGTE Am	Jörg BERGMEISTER	3:59.233	11	12	40.167	0.308 205.0
151	90 TF Sport	Aston Martin Vantage	LMGTE Am	Euan HANKEY	3:59.566	7	8	40.500	0.333 204.8
152	95 Aston Martin Racing	Aston Martin Vantage AMR	LMGTE Pro	Marco SØRENSEN	3:59.614	14	14	40.548	0.048 204.7
153	97 Aston Martin Racing	Aston Martin Vantage AMR	LMGTE Pro	Jonathan ADAM	3:59.695	13	17	40.629	0.081 204.7
154	86 Gulf Racing UK	Porsche 911 RSR	LMGTE Am	Benjamin BARKER	3:59.909	7	27	40.843	0.214 204.5
155	95 Aston Martin Racing	Aston Martin Vantage AMR	LMGTE Pro	Darren TURNER	4:00.046	16	18	40.980	0.137 204.4
156	90 TF Sport	Aston Martin Vantage	LMGTE Am	Charles EASTWOOD	4:00.130	15	26	41.064	0.084 204.3
157	85 Keating Motorsports	Ferrari F488 GTE	LMGTE Am	Ben KEATING	4:00.462	27	29	41.396	0.332 204.0
158	80 Ebimotors	Porsche 911 RSR	LMGTE Am	Fabio BABINI	4:00.673	13	15	41.607	0.211 203.8
159	54 Spirit of Race	Ferrari F488 GTE	LMGTE Am	Thomas FLOHR	4:01.148	35	36	42.082	0.475 203.4
160	56 Team Project 1	Porsche 911 RSR	LMGTE Am	Patrick LINDSEY	4:01.187	14	16	42.121	0.039 203.4
161	98 Aston Martin Racing	Aston Martin Vantage	LMGTE Am	Paul DALLA LANA	4:01.224	10	14	42.158	0.037 203.4
162	84 JMW Motorsport	Ferrari F488 GTE	LMGTE Am	Cooper MACNEIL	4:01.559	21	23	42.493	0.335 203.1
163	99 Proton Competition	Porsche 911 RSR	LMGTE Am	Spencer PUMPELLY	4:01.570	15	19	42.504	0.011 203.1
164	98 Aston Martin Racing	Aston Martin Vantage	LMGTE Am	Pedro LAMY	4:01.624	9	10	42.558	0.054 203.0
165	70 MR Racing	Ferrari F488 GTE	LMGTE Am	Edward CHEEVER	4:01.855	18	25	42.789	0.231 202.8
166	77 Dempsey - Proton Racing	Porsche 911 RSR	LMGTE Am	Christian RIED	4:01.901	25	35	42.835	0.046 202.8
167	86 Gulf Racing UK	Porsche 911 RSR	LMGTE Am	Michael WAINWRIGHT	4:02.573	12	21	43.507	0.672 202.2
168	56 Team Project 1	Porsche 911 RSR	LMGTE Am	Egidio PERFETTI	4:03.182	13	15	44.116	0.609 201.7
169	90 TF Sport	Aston Martin Vantage	LMGTE Am	Salih YOLUC	4:03.224	24	25	44.158	0.042 201.7
170	84 JMW Motorsport	Ferrari F488 GTE	LMGTE Am	Liam GRIFFIN	4:03.388	15	25	44.322	0.164 201.5
171	88 Dempsey - Proton Racing	Porsche 911 RSR	LMGTE Am	Giorgio RODA	4:03.871	26	29	44.805	0.483 201.1
172	88 Dempsey - Proton Racing	Porsche 911 RSR	LMGTE Am	Khaled AL QUBAISI	4:04.129	18	21	45.063	0.258 200.9
173	98 Aston Martin Racing	Aston Martin Vantage	LMGTE Am	Mathias LAUDA	4:05.928	2	3	46.862	1.799 199.5
174	61 Clearwater Racing	Ferrari F488 GTE	LMGTE Am	Weng Sun MOK	4:06.742	33	36	47.676	0.814 198.8
175	80 Ebimotors	Porsche 911 RSR	LMGTE Am	Erik MARIS	4:07.999	7	9	48.933	1.257 197.8
176	70 MR Racing	Ferrari F488 GTE	LMGTE Am	Motoaki ISHIKAWA	4:08.044	12	29	48.978	0.045 197.8
177	99 Proton Competition	Porsche 911 RSR	LMGTE Am	Timothy PAPPAS	4:11.252	29	30	52.186	3.208 195.2
10	Dragonspeed	BR Engineering BR1 - Gibson	LMP1	Ben HANLEY			9		
80	Ebimotors	Porsche 911 RSR	LMGTE Am	Christina NIELSEN			1		
7	Toyota Gazoo Racing	Toyota TS050 - Hybrid	LMP1 H	Anthony DAVIDSON					
7	Toyota Gazoo Racing	Toyota TS050 - Hybrid	LMP1 H	Fernando ALONSO					
8	Toyota Gazoo Racing	Toyota TS050 - Hybrid	LMP1 H	Jose Maria LOPEZ					
10	Dragonspeed	BR Engineering BR1 - Gibson	LMP1	Henrik HEDMAN					
22	United Autosports	Ligier JSP217 - Gibson	LMP2	Wayne BOYD					
32	United Autosports	Ligier JSP217 - Gibson	LMP2	Wayne BOYD					
56	Team Project 1	Porsche 911 RSR	LMGTE Am	Nicholas YELLOLY					
95	Aston Martin Racing	Aston Martin Vantage AMR	LMGTE Pro	Nicki THIMM					

Published at:

Track Temp: 27.22 °C Air Temp: 25.56 °C Track Status: **DRY**

Race Director:	Timekeeper:
----------------	-------------



FIA WEC

Official Test - 86^e Edition des 24 Heures du Mans

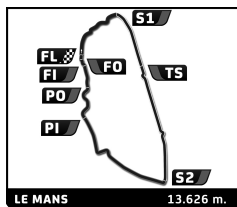
Test Session

Best Sector Times



SECTOR 1			SECTOR 2			SECTOR 3			Pos	Team	Cl	Ideal Lap	Best Lap
Pos	Driver	Time	Driver	Time	Driver	Time	Pos	Time					
1	3 T.LAURENT	30.968	8 S.BUEMI	1:16.276	8 F.ALONSO	1:30.841	1	8 Toyota Gazoo Racing	LMP1	H	3:18.589	3:19.066 (1)	
2	17 E.ORUDZHEV	31.162	7 M.CONWAY	1:16.566	3 M.BECHE	1:30.912	2	3 Rebellion Racing	LMP1		3:18.954	3:19.680 (2)	
3	1 B.SENNA	31.345	1 A.LOTTERER	1:16.886	17 E.ORUDZHEV	1:31.225	3	17 SMP Racing	LMP1		3:19.362	3:21.761 (6)	
4	8 F.ALONSO	31.472	17 E.ORUDZHEV	1:16.975	7 K.KOBAYASHI	1:31.511	4	7 Toyota Gazoo Racing	LMP1	H	3:19.923	3:20.008 (3)	
5	11 M.ALESHIN	31.480	11 M.ALESHIN	1:17.063	11 V.PETROV	1:32.151	5	1 Rebellion Racing	LMP1		3:20.442	3:21.344 (4)	
6	4 D.KRAIHAMER	31.769	3 T.LAURENT	1:17.074	1 B.SENNA	1:32.211	6	11 SMP Racing	LMP1		3:20.694	3:21.603 (5)	
7	7 K.KOBAYASHI	31.846	4 T.DILLMANN	1:17.948	4 T.DILLMANN	1:33.525	7	4 Bykolles Racing Team	LMP1		3:23.242	3:23.644 (7)	
8	5 L.ROUSSEL	32.106	10 R.VAN DER ZANDE	1:19.240	6 A.BRUNDLER	1:34.536	8	5 CEFC TRSM Racing	LMP1		3:26.778	3:28.180 (12)	
9	47 G.SERNAGIOTTO	32.288	26 R.RUSINOV	1:19.688	31 N.BERTHON	1:34.664	9	10 Dragonspeed	LMP1		3:26.925	3:26.951 (8)	
10	10 R.VAN DER ZANDE	32.364	48 P.CHATIN	1:19.795	5 L.ROUSSEL	1:34.796	10	6 CEFC TRSM Racing	LMP1		3:27.014	3:27.748 (11)	
11	6 A.BRUNDLER	32.387	28 M.VAXIVIERE	1:19.817	48 P.CHATIN	1:35.044	11	31 Dragonspeed	LMP2		3:27.228	3:27.228 (9)	
12	48 P.CHATIN	32.413	5 L.ROUSSEL	1:19.876	10 R.VAN DER ZANDE	1:35.321	12	48 IDEC Sport	LMP2		3:27.252	3:27.252 (10)	
13	28 M.VAXIVIERE	32.556	31 N.BERTHON	1:19.929	26 J.VERGNE	1:35.512	13	26 G-Drive Racing	LMP2		3:27.910	3:28.394 (13)	
14	31 N.BERTHON	32.635	40 E.GUIBBERT	1:19.944	39 T.GOMMENDY	1:35.560	14	28 TDS Racing	LMP2		3:28.574	3:28.795 (14)	
15	26 J.VERGNE	32.710	36 N.LAPIERRE	1:20.031	22 F.ALBUQUERQUE	1:35.756	15	39 Graff-SO24	LMP2		3:28.603	3:29.492 (17)	
16	36 N.LAPIERRE	32.767	6 O.ROWLAND	1:20.091	36 N.LAPIERRE	1:35.822	16	36 Signatech Alpine Matmut	LMP2		3:28.620	3:29.205 (15)	
17	40 E.GUIBBERT	32.798	22 F.ALBUQUERQUE	1:20.120	40 J.ALLEN	1:36.138	17	22 United Autosports	LMP2		3:28.857	3:29.281 (16)	
18	39 T.GOMMENDY	32.839	39 T.GOMMENDY	1:20.204	28 M.VAXIVIERE	1:36.201	18	40 G-Drive Racing	LMP2		3:28.880	3:30.015 (19)	
19	22 F.ALBUQUERQUE	32.981	47 F.NASR	1:20.355	38 S.RICHELM	1:36.386	19	47 Cetilar Villorba Corse	LMP2		3:29.200	3:29.968 (18)	
20	38 S.RICHELM	33.047	37 J.JAAFAR	1:20.445	47 F.NASR	1:36.557	20	38 Jackie Chan DC Racing	LMP2		3:30.075	3:30.475 (20)	
21	29 G.VAN DER GARDE	33.128	29 G.VAN DER GARDE	1:20.551	32 J.MONTOYA	1:36.825	21	37 Jackie Chan DC Racing	LMP2		3:30.855	3:31.034 (21)	
22	37 J.JAAFAR	33.214	38 S.RICHELM	1:20.642	35 N.NATO	1:36.842	22	32 United Autosports	LMP2		3:31.028	3:32.363 (24)	
23	35 N.NATO	33.363	32 H.DE SADELEER	1:20.683	23 W.STEVENS	1:37.014	23	35 SMP Racing	LMP2		3:31.177	3:31.646 (22)	
24	25 M.MCMURRY	33.432	23 T.BURET	1:20.916	37 J.JAAFAR	1:37.196	24	23 Panis Barthez Competition	LMP2		3:31.611	3:31.673 (23)	
25	44 A.BERTOLINI	33.466	35 N.NATO	1:20.972	44 N.JONSSON	1:37.627	25	29 Racing Team Nederland	LMP2		3:32.000	3:32.723 (26)	
26	32 J.MONTOYA	33.520	34 R.TAYLOR	1:21.026	25 M.MCMURRY	1:37.923	26	44 Eurasia Motorsport	LMP2		3:32.381	3:32.532 (25)	
27	34 R.TAYLOR	33.547	44 N.JONSSON	1:21.288	34 R.TAYLOR	1:37.965	27	34 Jackie Chan DC Racing	LMP2		3:32.538	3:33.037 (28)	
28	23 W.STEVENS	33.681	25 M.MCMURRY	1:21.397	29 G.VAN DER GARDE	1:38.321	28	25 Algarve Pro Racing	LMP2		3:32.752	3:32.752 (27)	
29	33 N.BOULLE	34.070	33 N.BOULLE	1:22.476	33 N.BOULLE	1:40.245	29	33 Jackie Chan DC Racing	LMP2		3:36.791	3:38.657 (29)	
30	50 R.RICCI	34.851	50 R.RICCI	1:22.925	50 R.RICCI	1:41.891	30	50 Larbre Competition	LMP2		3:39.667	3:40.926 (30)	
31	93 P.PILET	36.385	91 F.MAKOWIECKI	1:29.353	93 P.PILET	1:46.312	31	91 Porsche GT Team	LMGTE Pro		3:52.262	3:52.647 (32)	
32	66 O.PLA	36.520	67 A.PRIAULX	1:29.397	91 G.BRUNI	1:46.358	32	93 Porsche GT Team	LMGTE Pro		3:52.551	3:52.551 (31)	
33	92 L.VANTHOOR	36.547	69 R.WESTBROOK	1:29.505	67 H.TINCKNELL	1:46.599	33	67 Ford Chip Ganassi Team UK	LMGTE Pro		3:52.602	3:53.008 (33)	
34	91 G.BRUNI	36.551	68 D.MÜLLER	1:29.547	66 S.MÜCKE	1:46.647	34	66 Ford Chip Ganassi Team UK	LMGTE Pro		3:52.790	3:53.052 (34)	
35	67 A.PRIAULX	36.606	66 B.JOHNSON	1:29.623	81 N.CATSBURG	1:46.674	35	69 Ford Chip Ganassi Team USA	LMGTE Pro		3:52.971	3:53.476 (36)	
36	63 A.GARCIA	36.632	63 J.MAGNUSSEN	1:29.625	64 O.GAVIN	1:46.747	36	68 Ford Chip Ganassi Team USA	LMGTE Pro		3:53.019	3:53.064 (35)	
37	69 R.WESTBROOK	36.655	92 M.CHRISTENSEN	1:29.659	68 D.MÜLLER	1:46.752	37	92 Porsche GT Team	LMGTE Pro		3:53.124	3:53.877 (37)	
38	52 A.GIOVINAZZI	36.691	93 P.PILET	1:29.854	69 R.WESTBROOK	1:46.811	38	63 Corvette Racing - GM	LMGTE Pro		3:53.213	3:54.217 (41)	
39	68 D.MÜLLER	36.720	64 M.FÄSSLER	1:29.872	92 M.CHRISTENSEN	1:46.918	39	64 Corvette Racing - GM	LMGTE Pro		3:53.440	3:54.179 (40)	
40	71 D.RIGON	36.759	81 N.CATSBURG	1:30.044	71 S.BIRD	1:46.927	40	81 BMW Team MTEK	LMGTE Pro		3:53.551	3:53.946 (38)	
41	51 A.PIER GUIDI	36.761	51 D.SERRA	1:30.120	63 A.GARCIA	1:46.956	41	71 AF Corse	LMGTE Pro		3:53.822	3:54.137 (39)	
42	94 S.MÜLLER	36.771	71 D.RIGON	1:30.136	51 J.CALADO	1:47.192	42	51 AF Corse	LMGTE Pro		3:54.073	3:54.672 (43)	
43	64 M.FÄSSLER	36.821	94 S.MÜLLER	1:30.228	52 A.GIOVINAZZI	1:47.216	43	94 Porsche GT Team	LMGTE Pro		3:54.242	3:54.782 (44)	
44	81 N.CATSBURG	36.833	52 A.GIOVINAZZI	1:30.371	94 S.MÜLLER	1:47.243	44	52 AF Corse	LMGTE Pro		3:54.278	3:54.278 (42)	
45	77 J.ANDLAUER	36.843	82 A.SIMS	1:30.506	82 A.SIMS	1:47.702	45	82 BMW Team MTEK	LMGTE Pro		3:55.310	3:55.910 (45)	
46	86 B.BARKER	36.956	77 J.ANDLAUER	1:30.860	61 M.GRIFFIN	1:47.710	46	77 Dempsey - Proton Racing	LMGTE Am		3:55.677	3:55.970 (46)	
47	54 G.FISICHELLA	36.967	54 G.FISICHELLA	1:30.959	88 M.CAIROLI	1:47.814	47	54 Spirit of Race	LMGTE Am		3:56.011	3:56.269 (47)	
48	61 M.GRIFFIN	37.032	85 L.STOLZ	1:31.078	77 M.CAMPBELL	1:47.974	48	88 Dempsey - Proton Racing	LMGTE Am		3:56.266	3:56.946 (49)	
49	82 A.FELIX DA COSTA	37.102	86 B.BARKER	1:31.232	54 G.FISICHELLA	1:48.085	49	61 Clearwater Racing	LMGTE Am		3:56.392	3:56.672 (48)	
50	88 M.CAIROLI	37.142	88 M.CAIROLI	1:31.310	84 J.SEGAL	1:48.280	50	86 Gulf Racing UK	LMGTE Am		3:56.657	3:58.904 (54)	
51	97 A.LYNN	37.180	90 E.HANKEY	1:31.475	99 P.LONG	1:48.406	51	85 Keating Motorsports	LMGTE Am		3:57.092	3:57.572 (52)	
52	99 P.LONG	37.216	61 M.GRIFFIN	1:31.650	86 B.BARKER	1:48.469	52	99 Proton Competition	LMGTE Am		3:57.453	3:57.515 (51)	





FIA WEC

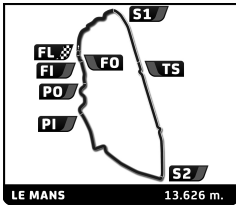
Official Test - 86^e Edition des 24 Heures du Mans

Test Session



Best Sector Times

SECTOR 1			SECTOR 2		SECTOR 3		Pos	Team	Cl	Ideal Lap	Best Lap
Pos	Driver	Time	Driver	Time	Driver	Time					
53	84 J.SEGAL	37.247	97 A.LYNN	1:31.727	97 A.LYNN	1:48.581	53	97 Aston Martin Racing	LMGTE Pro	3:57.488	3:57.488 (50)
54	85 J.BLEEKEMOLEN	37.276	99 P.LONG	1:31.831	85 L.STOLZ	1:48.738	54	84 JMW Motorsport	LMGTE Am	3:57.570	3:57.781 (53)
55	90 E.HANKEY	37.346	95 M.SØRENSEN	1:31.936	70 O.BERETTA	1:49.388	55	90 TF Sport	LMGTE Am	3:58.725	3:59.566 (57)
56	56 J.BERGMEISTER	37.392	70 E.CHEEVER	1:31.971	56 J.BERGMEISTER	1:49.391	56	70 MR Racing	LMGTE Am	3:58.792	3:58.925 (55)
57	95 M.SØRENSEN	37.430	84 J.SEGAL	1:32.043	95 D.TURNER	1:49.517	57	95 Aston Martin Racing	LMGTE Pro	3:58.883	3:59.614 (58)
58	70 O.BERETTA	37.433	80 F.BABINI	1:32.308	90 C.EASTWOOD	1:49.904	58	56 Team Project 1	LMGTE Am	3:59.160	3:59.233 (56)
59	98 P.LAMY	37.672	56 J.BERGMEISTER	1:32.377	98 P.DALLA LANA	1:49.919	59	80 Ebimotors	LMGTE Am	4:00.480	4:00.673 (59)
60	80 F.BABINI	37.811	98 P.LAMY	1:33.016	80 F.BABINI	1:50.361	60	98 Aston Martin Racing	LMGTE Am	4:00.607	4:01.224 (60)

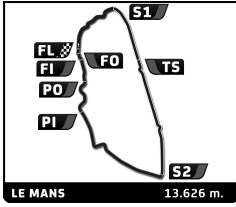


FIA WEC Official Test - 86^e Edition des 24 Heures du Mans After Test Session



Event maximum speed

Team	Car	Class	Driver	Top Speed	Lap	Session
7 Toyota Gazoo Racing	Toyota TS050 - Hybrid	LMP1 H	Mike CONWAY	338.1	33	Test Session
11 SMP Racing	BR Engineering BR1 - AER	LMP1	Jenson BUTTON	337.0	6	Test Session
17 SMP Racing	BR Engineering BR1 - AER	LMP1	Egor ORUDZHEV	336.0	46	Test Session
40 G-Drive Racing	Oreca 07 - Gibson	LMP2	James ALLEN	336.0	72	Test Session
23 Panis Barthez Competition	Ligier JSP217 - Gibson	LMP2	Timothé BURET	333.9	5	Test Session
4 Bykolles Racing Team	Enso CLM P1/01 - Nismo	LMP1	Tom DILLMANN	333.9	8	Test Session
1 Rebellion Racing	Rebellion R13 - Gibson	LMP1	Bruno SENNA	332.9	31	Test Session
22 United Autosports	Ligier JSP217 - Gibson	LMP2	Filipe ALBUQUERQUE	331.8	74	Test Session
26 G-Drive Racing	Oreca 07 - Gibson	LMP2	Alexander IMPERATORI	331.8	9	Test Session
28 TDS Racing	Oreca 07 - Gibson	LMP2	Mathieu VAXIERE	331.8	9	Test Session
29 Racing Team Nederland	Dallara P217 - Gibson	LMP2	Jan LAMMERS	331.8	21	Test Session
3 Rebellion Racing	Rebellion R13 - Gibson	LMP1	Thomas LAURENT	331.8	21	Test Session
31 Dragonspeed	Oreca 07 - Gibson	LMP2	Pastor MALDONADO	331.8	67	Test Session
35 SMP Racing	Dallara P217 - Gibson	LMP2	Victor SHAITAR	331.8	7	Test Session
36 Signatech Alpine Matmut	Alpine A470 - Gibson	LMP2	Pierre THIRIET	330.8	23	Test Session
37 Jackie Chan DC Racing	Oreca 07 - Gibson	LMP2	Jazeman JAAFAR	330.8	8	Test Session
38 Jackie Chan DC Racing	Oreca 07 - Gibson	LMP2	Stéphane RICHELMI	330.8	19	Test Session
47 Cetilar Villorba Corse	Dallara P217 - Gibson	LMP2	Felipe NASR	330.8	69	Test Session
25 Algarve Pro Racing	Ligier JSP217 - Gibson	LMP2	Matthew MCMURRY	329.8	51	Test Session
32 United Autosports	Ligier JSP217 - Gibson	LMP2	Will OWEN	329.8	4	Test Session
39 Graff-SO24	Oreca 07 - Gibson	LMP2	Alexandre COUGNAUD	328.8	5	Test Session
8 IDEC Sport	Oreca 07 - Gibson	LMP2	Paul LAFARGUE	328.8	45	Test Session
4 Toyota Gazoo Racing	Toyota TS050 - Hybrid	LMP1 H	Fernando ALONSO	328.8	88	Test Session
10 Dragonspeed	BR Engineering BR1 - Gibson	LMP1	Renger VAN DER ZANDE	327.8	20	Test Session
33 Jackie Chan DC Racing	Ligier JSP217 - Gibson	LMP2	David CHENG	327.8	81	Test Session
34 Jackie Chan DC Racing	Ligier JSP217 - Gibson	LMP2	Côme LEDOGAR	327.8	28	Test Session
44 Eurasia Motorsport	Ligier JSP217 - Gibson	LMP2	Niclas JÖNSSON	324.9	16	Test Session
50 Larbre Competition	Ligier JSP217 - Gibson	LMP2	Thomas DAGONEAU	324.9	58	Test Session
5 CEFC TRSM Racing	Ginetta G60-LT-P1 - Mecachrome	LMP1	Michael SIMPSON	323.9	9	Test Session
6 CEFC TRSM Racing	Ginetta G60-LT-P1 - Mecachrome	LMP1	Oliver ROWLAND	322.9	7	Test Session
66 Ford Chip Ganassi Team UK	Ford GT	LMGTE Pro	Stefan MÜCKE	298.8	24	Test Session
67 Ford Chip Ganassi Team UK	Ford GT	LMGTE Pro	Andy PRIAULX	298.8	7	Test Session
69 Ford Chip Ganassi Team USA	Ford GT	LMGTE Pro	Ryan BRISCOE	297.2	18	Test Session
68 Ford Chip Ganassi Team USA	Ford GT	LMGTE Pro	Dirk MÜLLER	295.6	5	Test Session
64 Corvette Racing - GM	Chevrolet Corvette C7.R	LMGTE Pro	Marcel FÄSSLER	294.8	52	Test Session
51 AF Corse	Ferrari 488 GTE EVO	LMGTE Pro	Daniel SERRA	294.0	42	Test Session
63 Corvette Racing - GM	Chevrolet Corvette C7.R	LMGTE Pro	Jan MAGNUSSEN	294.0	38	Test Session
91 Porsche GT Team	Porsche 911 RSR	LMGTE Pro	Frédéric MAKOWIECKI	293.2	29	Test Session
92 Porsche GT Team	Porsche 911 RSR	LMGTE Pro	Laurens VANTHOOR	293.2	62	Test Session
71 AF Corse	Ferrari 488 GTE EVO	LMGTE Pro	Sam BIRD	291.6	45	Test Session
90 TF Sport	Aston Martin Vantage	LMGTE Am	Euan HANKEY	291.6	40	Test Session
52 AF Corse	Ferrari 488 GTE EVO	LMGTE Pro	Antonio GIOVINAZZI	290.8	73	Test Session
93 Porsche GT Team	Porsche 911 RSR	LMGTE Pro	Patrick PILET	290.8	24	Test Session
94 Porsche GT Team	Porsche 911 RSR	LMGTE Pro	Romain DUMAS	290.8	56	Test Session
99 Proton Competition	Porsche 911 RSR	LMGTE Am	Patrick LONG	290.0	58	Test Session
85 Keating Motorsports	Ferrari F488 GTE	LMGTE Am	Jeroen BLEEKEMOLEN	289.3	4	Test Session
86 Gulf Racing UK	Porsche 911 RSR	LMGTE Am	Benjamin BARKER	289.3	45	Test Session
54 Spirit of Race	Ferrari F488 GTE	LMGTE Am	Francesco CASTELLACCI	288.5	72	Test Session
80 Ebimotors	Porsche 911 RSR	LMGTE Am	Fabio BABINI	288.5	8	Test Session
82 BMW Team MTEK	BMW M8 GTE	LMGTE Pro	Antonio FELIX DA COSTA	288.5	23	Test Session
70 MR Racing	Ferrari F488 GTE	LMGTE Am	Edward CHEEVER	287.7	38	Test Session
81 BMW Team MTEK	BMW M8 GTE	LMGTE Pro	Nicky CATSBURG	287.7	9	Test Session
56 Team Project 1	Porsche 911 RSR	LMGTE Am	Jörg BERGMEISTER	286.9	32	Test Session
61 Clearwater Racing	Ferrari F488 GTE	LMGTE Am	Keita SAWA	286.9	64	Test Session
77 Dempsey - Proton Racing	Porsche 911 RSR	LMGTE Am	Matt CAMPBELL	286.9	36	Test Session
84 JMW Motorsport	Ferrari F488 GTE	LMGTE Am	Jeffrey SEGAL	286.2	34	Test Session
88 Dempsey - Proton Racing	Porsche 911 RSR	LMGTE Am	Matteo CAIROLI	285.4	7	Test Session
95 Aston Martin Racing	Aston Martin Vantage AMR	LMGTE Pro	Marco SØRENSEN	283.2	32	Test Session
98 Aston Martin Racing	Aston Martin Vantage	LMGTE Am	Pedro LAMY	283.2	8	Test Session
97 Aston Martin Racing	Aston Martin Vantage AMR	LMGTE Pro	Jonathan ADAM	282.5	17	Test Session



FIA WEC

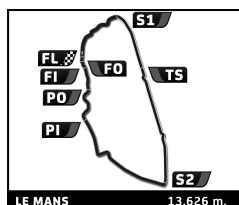
Official Test - 86^e Edition des 24 Heures du Mans
After Test Session



Event maximum speed

Team	Car	Class	Driver	Top Speed	Lap	Session
------	-----	-------	--------	-----------	-----	---------





FIA WEC Official Test - 86^e Edition des 24 Heures du Mans Test Session

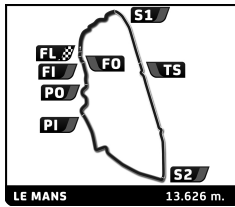
Sector Analysis



Personal Best Session Best B Crossing the finish line in pit lane

Lap	D	Time	Sector 1	Sector 2	Sector 3	T. Spd	Elapsed	Lap	D	Time	Sector 1	Sector 2	Sector 3	T. Spd	Elapsed
1 Rebellion Racing 1. André LOTTERER 3. Bruno SENNA 2. Neel JANI Rebellion R13 - Gibson LMP1								3 Rebellion Racing 1. Thomas LAURENT 3. Gustavo MENEZES 2. Mathias BECHE Rebellion R13 - Gibson LMP1							
1	2	6:08.527 B	2:41.894	1:27.112	1:59.521	286.2	6:08.527	55	1	3:32.135 B	31.676	1:18.629	1:41.830	318.2	8:20:45.362
2	2	16:35.413	...	1:23.893	1:44.087	316.3	22:43.940	56	1	4:37.022	1:43.893	1:18.991	1:34.138	328.8	8:25:22.384
3	2	4:06.026	1:04.344	1:23.473	1:38.209	322.0	26:49.966	57	1	3:24.990	32.710	1:18.338	1:33.942	324.9	8:28:47.374
4	2	3:31.749	32.918	1:21.418	1:37.413	322.9	30:21.715	58	1	3:25.996	31.538	1:19.232	1:35.226	329.8	8:32:13.370
5	2	3:26.887	32.107	1:20.345	1:34.435	321.0	33:48.602	59	1	3:22.701	31.585	1:17.561	1:33.555	328.8	8:35:36.071
6	2	3:36.259 B	31.826	1:20.018	1:44.415	322.0	37:24.861	60	1	3:23.487	32.167	1:17.411	1:33.909	327.8	8:38:59.558
7	2	29:46.321	...	1:23.137	1:41.316	318.2	1:07:11.182	61	1	3:25.681	33.177	1:18.584	1:33.920	327.8	8:42:25.239
8	2	3:25.132	32.398	1:18.986	1:33.748	325.8	1:10:36.314	62	1	3:28.027	35.579	1:19.710	1:32.738	325.8	8:45:53.266
9	2	3:32.122	32.932	1:21.109	1:38.081	294.8	1:14:08.436	63	1	3:25.205	31.612	1:17.437	1:36.156	329.8	8:49:18.471
10	2	3:24.865	31.804	1:19.008	1:34.053	326.8	1:17:33.301	64	1	3:21.344	32.061	1:16.886	1:32.397	327.8	8:52:39.815
11	2	3:26.289	32.153	1:18.828	1:35.308	327.8	1:20:59.590	65	1	4:15.280 B	34.041	1:30.059	2:11.180	326.8	8:56:55.095
12	2	3:33.577 B	31.829	1:19.377	1:42.371	326.8	1:24:33.167								
13	2	14:55.683	...	2:07.223	1:48.527	322.0	1:39:28.850								
14	2	3:27.971	32.870	1:20.040	1:35.061	322.0	1:42:56.821								
15	2	3:29.691	32.060	1:19.266	1:38.365	328.8	1:46:26.512								
16	2	3:36.447 B	32.060	1:19.366	1:45.021	327.8	1:50:02.959								
17	3	56:53.301	...	1:24.888	2:13.707	318.2	2:46:56.260								
18	3	3:35.157	36.163	1:21.903	1:37.091	327.8	2:50:31.417								
19	3	3:28.643	32.379	1:19.552	1:36.712	326.8	2:54:00.060								
20	3	3:27.014	32.057	1:19.253	1:35.704	325.8	2:57:27.074								
21	3	3:23.595	31.611	1:18.657	1:33.327	326.8	3:00:50.669								
22	3	8:23.967 B	33.179	4:15.264	3:35.524	79.9	3:09:14.636								
23	3	2:56.52.794	...	1:21.592	1:38.338	318.2	4:36:07.430								
24	3	3:27.990	31.863	1:19.447	1:36.680	327.8	4:39:35.420								
25	3	3:29.141	31.932	1:18.744	1:38.465	327.8	4:43:04.561								
26	3	3:34.753 B	32.071	1:18.588	1:44.094	327.8	4:46:39.314								
27	3	28:42.648	...	1:19.381	1:34.176	323.9	5:15:21.962								
28	3	3:25.037	31.511	1:18.662	1:34.864	313.6	5:18:46.999								
29	3	3:24.652	31.551	1:20.081	1:33.020	329.8	5:22:11.651								
30	3	3:22.812	31.993	1:17.847	1:32.972	329.8	5:25:34.463								
31	3	3:25.302	31.752	1:18.018	1:35.532	332.9	5:28:59.765								
32	3	3:22.866	32.444	1:18.211	1:32.211	330.8	5:32:22.631								
33	3	3:31.655 B	31.755	1:17.593	1:42.307	330.8	5:35:54.286								
34	3	12:52.028	9:58.748	1:19.017	1:34.263	324.9	5:48:46.314								
35	3	3:24.096	31.976	1:18.866	1:33.254	329.8	5:52:10.410								
36	3	3:22.112	31.345	1:17.767	1:33.000	324.9	5:55:32.522								
37	3	3:26.982	33.017	1:18.552	1:35.413	327.8	5:58:59.504								
38	3	3:35.588 B	32.816	1:19.819	1:42.953	327.8	6:02:35.092								
39	2	11:53.697	6:47.066	1:39.223	3:27.408	236.7	6:14:28.789								
40	2	7:14.083	56.140	3:03.588	3:14.355	84.7	6:21:42.872								
41	2	4:51.071	1:06.753	2:05.909	1:38.409	107.7	6:26:33.943								
42	2	3:27.824	32.443	1:18.952	1:36.429	326.8	6:30:01.767								
43	2	3:25.631	31.758	1:18.119	1:35.754	329.8	6:33:27.398								
44	2	3:57.845 B	32.231	1:19.913	2:05.701	329.8	6:37:25.243								
45	2	23:46.034	...	1:20.098	1:35.272	324.9	7:01:11.277								
46	2	5:36.306 B	34.894	1:51.480	3:09.932	270.4	7:06:47.583								
47	1	22:23.230	...	1:24.747	1:40.725	290.0	7:29:10.813								
48	1	3:29.068	32.948	1:20.085	1:36.035	325.8	7:32:39.881								
49	1	3:26.871	32.150	1:19.365	1:35.356	327.8	7:36:06.752								
50	1	3:24.632	32.925	1:19.039	1:32.668	325.8	7:39:31.384								
51	1	3:32.825 B	31.722	1:18.128	1:42.975	326.8	7:43:04.209								
52	1	27:19.306	...	1:20.691	1:38.844	318.2	8:10:23.515								
53	1	3:27.094	32.425	1:18.663	1:36.006	325.8	8:13:50.609								
54	1	3:22.618	31.809	1:18.281	1:32.528	326.8	8:17:13.227								





FIA WEC

Official Test - 86^e Edition des 24 Heures du Mans

Test Session

Sector Analysis



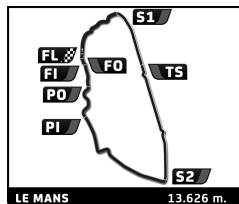
■ Personal Best ■ Session Best B Crossing the finish line in pit lane

Lap	D	Time	Sector 1	Sector 2	Sector 3	T. Spd	Elapsed	Lap	D	Time	Sector 1	Sector 2	Sector 3	T. Spd	Elapsed
44	2	3:22.677	31.471	1:17.748	1:33.458	327.8	6:05:48.631	24	2	5:01.285 B	37.851	2:07.411	2:16.023	230.7	2:56:53.073
45	2	3:19.680	31.444	1:17.324	1:30.912	326.8	6:09:08.311	25	3	1:16:32.624	...	1:22.936	1:40.722	329.8	5:13:25.697
46	2	5:34.966 B	41.167	1:30.418	3:23.381	221.2	6:14:43.277	26	3	3:31.903	33.109	1:20.959	1:37.835	332.9	5:16:57.600
47	3	9:26.962	3:18.889	3:00.623	3:07.450	102.0	6:24:10.239	27	3	3:30.524	32.711	1:20.144	1:37.669	331.8	5:20:28.124
48	3	3:29.964	34.070	1:20.761	1:35.133	325.8	6:27:40.203	28	3	3:30.883	32.867	1:19.943	1:38.073	331.8	5:23:59.007
49	3	3:28.133	33.047	1:19.049	1:36.037	327.8	6:31:08.336	29	3	3:36.228 B	32.635	1:19.406	1:44.187	331.8	5:27:35.235
50	3	3:28.546	32.809	1:18.943	1:36.794	329.8	6:34:36.882	30	3	23:39.538	...	1:21.379	1:36.102	285.4	5:51:14.773
51	3	6:08.543	32.097	2:12.595	3:23.851	327.8	6:40:45.425	31	3	3:24.688	31.974	1:18.363	1:34.351	333.9	5:54:39.461
52	3	7:25.842	1:11.620	3:03.980	3:10.242	137.3	6:48:11.267	32	3	3:52.573	34.835	1:20.699	1:57.039	330.8	5:58:32.034
53	3	4:38.789	59.815	2:02.792	1:36.182	127.4	6:52:50.056	33	3	3:26.215	32.117	1:18.420	1:35.678	331.8	6:01:58.249
54	3	3:28.129	32.330	1:20.019	1:35.780	328.8	6:56:18.185	34	3	3:23.936	32.141	1:18.270	1:33.525	332.9	6:05:22.185
55	3	3:28.691	35.653	1:18.404	1:34.634	329.8	6:59:46.876	35	3	3:25.411	31.918	1:17.948	1:35.545	332.9	6:08:47.596
56	3	4:01.746 B	32.061	1:21.274	2:08.411	324.9	7:03:48.622	36	3	5:47.923 B	36.877	1:40.663	3:30.383	197.8	6:14:35.519
57	3	25:03.755	...	1:21.021	1:37.442	323.9	7:28:52.377	37	3	39:50.549	...	1:20.605	1:37.133	328.8	6:54:26.068
58	3	3:29.574	33.117	1:19.198	1:37.259	329.8	7:32:21.951	38	3	3:25.644	32.793	1:18.726	1:34.125	329.8	6:57:51.712
59	3	3:22.207	31.588	1:18.217	1:32.402	327.8	7:35:44.158	39	3	3:27.133	32.029	1:18.193	1:36.911	329.8	7:01:18.845
60	3	3:19.897	31.190	1:17.618	1:31.089	328.8	7:39:04.055	40	3	5:34.078 B	35.268	1:46.547	3:12.263	263.9	7:06:52.923
61	3	3:21.625	33.280	1:17.407	1:30.938	328.8	7:42:25.680	41	2	21:15.296	...	1:22.570	1:39.812	322.0	7:28:08.219
62	3	5:07.777 B	44.912	1:27.168	2:55.697	276.0	7:47:33.457	42	2	3:29.257	32.845	1:19.332	1:37.080	330.8	7:31:37.476
63	3	22:32.152	...	1:19.124	1:35.589	324.9	8:10:05.609	43	2	3:28.845	32.572	1:19.922	1:36.351	327.8	7:35:06.321
64	3	3:24.109	31.115	1:17.911	1:35.083	327.8	8:13:29.718	44	2	3:31.279	32.342	1:19.403	1:39.534	329.8	7:38:37.600
65	3	3:20.789	31.098	1:17.681	1:32.010	330.8	8:16:50.507	45	2	3:34.861 B	32.120	1:18.611	1:44.130	330.8	7:42:12.461
66	3	3:20.675	31.088	1:18.190	1:31.397	328.8	8:20:11.182	46	2	37:56.849	...	1:25.387	1:42.542	283.2	8:20:09.310
67	3	3:22.155	31.184	1:17.283	1:33.688	330.8	8:23:33.337	47	2	3:23.644	31.769	1:18.031	1:33.844	329.8	8:23:32.954
68	3	3:33.596 B	34.994	1:18.332	1:40.270	328.8	8:27:06.933	48	2	5:00.987 B	34.347	1:34.026	2:52.614	330.8	8:28:33.941
69	1	9:31.391	6:38.810	1:18.769	1:33.812	327.8	8:36:38.324	49	2	14:14.085	...	1:28.958	1:46.624	305.6	8:42:48.026
70	1	3:22.256	31.536	1:18.521	1:32.199	330.8	8:40:00.580	50	2	3:31.779	31.888	1:20.224	1:39.667	331.8	8:46:19.805
71	1	3:32.510	39.492	1:20.851	1:32.167	325.8	8:43:33.090	51	2	3:28.409	32.896	1:20.012	1:35.501	332.9	8:49:48.214
72	1	3:31.223 B	31.948	1:17.833	1:41.442	328.8	8:47:04.313	52	2	3:24.349	31.836	1:18.370	1:34.143	329.8	8:53:12.563
73	1	10:08.393	7:17.391	1:18.847	1:32.155	327.8	8:57:12.706	53	2	3:30.420	33.134	1:19.205	1:38.081	329.8	8:56:42.983
74	1	9:26.845 B	50.429	4:16.477	4:19.939	80.0	9:06:39.551	54	2	8:42.041 B	31.980	3:30.533	4:39.528	79.2	9:05:25.024

Driver	Team	Car
4	Bykolles Racing Team	Enso CLM P1/01 - Nismo
1. Oliver WEBB		LMP1
2. Dominik KRAIHAMER		
3. Tom DILLMANN		

Driver	Team	Car
5	CEFC TRSM Racing	Ginetta G60-LT-P1 - Mecachrome
1. Charles ROBERTSON		LMP1
2. Michael SIMPSON		
3. Léo ROUSSEL		





FIA WEC Official Test - 86^e Edition des 24 Heures du Mans Test Session

Sector Analysis



Personal Best Session Best B Crossing the finish line in pit lane

Table with 11 columns: Lap, D, Time, Sector 1, Sector 2, Sector 3, T. Spd, Elapsed. Contains lap data for various drivers.

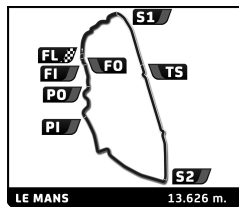
17 SMP Racing 1.Stéphane SARRAZIN 2.Egor ORUDZHEV 3.Matevos ISAAKYAN BR Engineering BR1 - AER LMP1

22 United Autosports 1.Philip HANSON 2.Filipe ALBUQUERQUE 3.Wayne BOYD Ligier JSP217 - Gibson LMP2

Table with 11 columns: Lap, D, Time, Sector 1, Sector 2, Sector 3, T. Spd, Elapsed. Continuation of lap data for driver 17.

Table with 11 columns: Lap, D, Time, Sector 1, Sector 2, Sector 3, T. Spd, Elapsed. Continuation of lap data for driver 22.





FIA WEC Official Test - 86^e Edition des 24 Heures du Mans Test Session

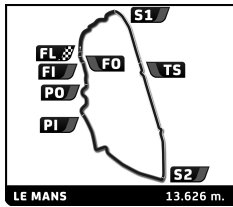


Sector Analysis

Personal Best Session Best B Crossing the finish line in pit lane

Table with columns: Lap, D, Time, Sector 1, Sector 2, Sector 3, T. Spd, Elapsed. It contains two main sections of data, one on the left and one on the right, representing different sessions or drivers. The bottom section includes a driver list for G-Drive Racing and a detailed lap-by-lap breakdown for driver 26.





FIA WEC
Official Test - 86° Edition des 24 Heures du Mans
Test Session

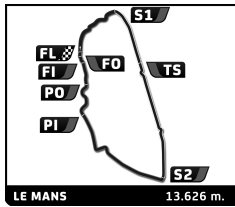


Sector Analysis

Personal Best Session Best B Crossing the finish line in pit lane

Table with 2 columns of lap data (Lap D, Time, Sector 1, 2, 3, T. Spd, Elapsed). Includes driver information for TDS Racing (François PERRODO, Matthieu VAXIVIERE) and Racing Team Nederland (Frits VAN EERD, Giedo VAN DER GARDE).





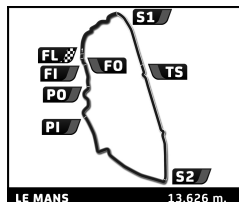
FIA WEC Official Test - 86° Edition des 24 Heures du Mans Test Session

Sector Analysis



Personal Best Session Best B Crossing the finish line in pit lane

Table with 2 main columns for Driver 32 and Driver 33, each containing a grid of lap data (Lap D, Time, Sector 1, Sector 2, Sector 3, T. Spd, Elapsed). Includes team names and driver names.



FIA WEC Official Test - 86^e Edition des 24 Heures du Mans Test Session

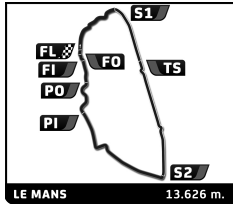
Sector Analysis



Personal Best Session Best B Crossing the finish line in pit lane

Table with columns: Lap, D, Time, Sector 1, Sector 2, Sector 3, T. Spd, Elapsed. Includes driver names like James ALLEN, Enzo GUIBBERT and car models like Oreca 07 - Gibson.





FIA WEC Official Test - 86^e Edition des 24 Heures du Mans Test Session

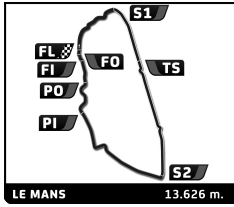
Sector Analysis



Personal Best Session Best B Crossing the finish line in pit lane

Table with columns for Lap, D, Time, Sector 1-3, T. Spd, Elapsed, and Driver names. Includes data for drivers like Eurasia Motorsport and Cutilar Villorba Corse.



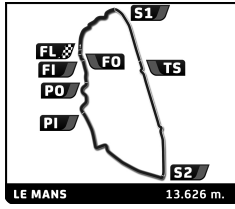


FIA WEC Official Test - 86^o Edition des 24 Heures du Mans Test Session Sector Analysis



Personal Best Session Best B Crossing the finish line in pit lane

Table with columns for Lap, D, Time, Sector 1-3, T. Spd, Elapsed for Spirit of Race (Ferrari F488 GTE) and Team Project 1 (Porsche 911 RSR). Includes lap numbers 1-54 and various performance metrics.



FIA WEC Official Test - 86^e Edition des 24 Heures du Mans Test Session

Sector Analysis



Personal Best Session Best B Crossing the finish line in pit lane

Table of lap times for drivers 27 to 43, showing Time, Sector 1, 2, 3, T. Spd, and Elapsed. Includes personal best and session best indicators.

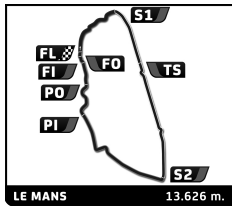
61 Clearwater Racing Ferrari F488 GTE
1. Weng Sun MOK
2. Matthew GRIFFIN
3. Keita SAWA
LMGTE Am

Table of lap times for driver 61 (Clearwater Racing) for laps 1 to 37, showing Time, Sector 1, 2, 3, T. Spd, and Elapsed.

Table of lap times for drivers 38 to 76, showing Time, Sector 1, 2, 3, T. Spd, and Elapsed. Includes personal best and session best indicators.

63 Corvette Racing - GM Chevrolet Corvette C7.R
1. Jan MAGNUSSEN
2. Antonio GARCIA
LMGTE Pro

Table of lap times for driver 63 (Corvette Racing) for laps 1 to 15, showing Time, Sector 1, 2, 3, T. Spd, and Elapsed.



FIA WEC Official Test - 86^e Edition des 24 Heures du Mans Test Session

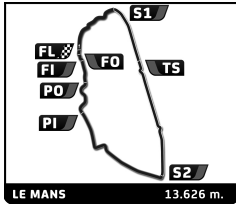


Sector Analysis

■ Personal Best ■ Session Best ■ Crossing the finish line in pit lane

Lap	D	Time	Sector 1	Sector 2	Sector 3	T. Spd	Elapsed	Lap	D	Time	Sector 1	Sector 2	Sector 3	T. Spd	Elapsed
59	1	5:30.869	2:12.277	1:30.888	1:47.704	290.0	8:29:00.763	47	3	3:56.051	36.929	1:30.072	1:49.050	292.4	5:55:40.353
60	1	3:54.179	36.866	1:29.922	1:47.391	293.2	8:32:54.942	48	3	3:54.295	36.934	1:29.658	1:47.703	293.2	5:59:34.648
61	1	3:54.323	37.688	1:29.888	1:46.747	291.6	8:36:49.265	49	3	3:54.188	36.938	1:29.764	1:47.486	294.0	6:03:28.836
62	1	4:01.965 B	36.856	1:31.200	1:53.909	289.3	8:40:51.230	50	3	3:55.137	37.926	1:29.744	1:47.467	292.4	6:07:23.973
63	3	5:29.795	2:09.039	1:32.077	1:48.679	283.2	8:46:21.025	51	3	4:03.372	37.114	1:34.871	1:51.387	293.2	6:11:27.345
64	3	3:54.890	37.003	1:30.098	1:47.789	290.8	8:50:15.915	52	3	7:20.861	44.364	3:09.321	3:27.176	100.8	6:18:48.206
65	3	3:54.425	36.821	1:29.965	1:47.639	289.3	8:54:10.340	53	3	6:35.471	1:02.829	3:03.322	2:29.320	162.7	6:25:23.677
66	3	4:33.983 B	36.928	1:29.948	2:27.107	293.2	8:58:44.323	54	3	3:59.279	39.533	1:31.569	1:48.177	293.2	6:29:22.956
66 Ford Chip Ganassi Team UK Ford GT 1. Stefan MÜCKE 3. Billy JOHNSON LMGTE Pro 2. Olivier PLA								55 3 4:02.599 B 37.586 1:30.321 1:54.692 293.2 6:33:25.555 56 1 23:08.223 ... 1:32.037 1:55.602 290.8 6:56:33.778 57 1 3:59.892 37.010 1:30.120 1:52.762 294.0 7:00:33.670 58 1 6:04.987 37.150 2:20.745 3:07.092 222.1 7:06:38.657 59 1 7:27.177 1:04.549 3:07.003 3:15.625 138.7 7:14:05.834 60 1 7:11.036 1:06.816 3:09.910 2:54.310 127.3 7:21:16.870 61 1 5:21.076 1:04.561 2:24.693 1:51.822 108.2 7:26:37.946 62 1 3:56.711 37.465 1:31.334 1:47.912 290.8 7:30:34.657 63 1 3:53.263 36.684 1:29.932 1:46.647 290.8 7:34:27.920 64 1 4:02.402 B 36.673 1:30.533 1:55.196 291.6 7:38:30.322 65 1 5:05.820 1:43.010 1:31.824 1:50.986 288.5 7:43:36.142 66 1 5:11.473 B 36.791 1:30.793 3:03.889 292.4 7:48:47.615 67 1 13:41.453 ... 1:32.343 1:47.576 290.8 8:02:29.068 68 1 3:53.531 36.844 1:29.852 1:46.835 291.6 8:06:22.599 69 1 4:02.681 B 36.663 1:29.809 1:56.209 292.4 8:10:25.280 70 2 5:17.686 1:55.632 1:31.415 1:50.639 288.5 8:15:42.966 71 2 3:54.737 36.898 1:30.012 1:47.827 292.4 8:19:37.703 72 2 5:07.942 B 38.058 1:56.483 2:33.401 176.2 8:24:45.645 73 2 5:17.178 1:53.464 1:33.212 1:50.502 280.3 8:30:02.823 74 2 3:54.132 36.933 1:30.024 1:47.175 290.8 8:33:56.955 75 2 3:53.052 36.752 1:29.634 1:46.666 291.6 8:37:50.007 76 2 4:04.801 B 37.527 1:31.640 1:55.634 293.2 8:41:54.808 77 3 5:14.488 1:52.104 1:32.441 1:49.943 281.0 8:47:09.296 78 3 3:57.008 38.217 1:30.427 1:48.364 291.6 8:51:06.304 79 3 3:55.805 37.262 1:30.299 1:48.244 291.6 8:55:02.109 80 3 5:56.302 B 37.101 1:29.957 3:49.244 292.4 9:00:58.411							
67 Ford Chip Ganassi Team UK Ford GT 1. Andy PRIAUX LMGTE Pro 2. Harry TINCKNELL								1 1 22:22.381 B ... 1:35.696 1:59.276 230.7 22:22.381 2 1 5:46.391 2:24.852 1:32.063 1:49.476 277.4 28:08.772 3 1 3:55.139 36.618 1:30.363 1:48.158 295.6 32:03.911 4 1 3:55.591 36.606 1:30.777 1:48.208 296.4 35:59.502 5 1 3:58.274 37.197 1:30.790 1:50.287 296.4 39:57.776 6 1 3:57.310 37.116 1:30.956 1:49.238 297.2 43:55.086 7 1 3:56.113 36.980 1:30.299 1:48.834 298.8 47:51.199 8 1 4:49.530 B 37.428 1:30.773 2:41.329 298.8 52:40.729 9 1 27:22.687 ... 1:31.546 1:50.085 290.0 1:20:03.416 10 1 3:58.522 36.780 1:30.371 1:51.371 294.8 1:24:01.938 11 1 3:54.412 37.082 1:29.979 1:47.351 297.2 1:27:56.350 12 1 4:01.208 B 37.285 1:30.231 1:53.692 295.6 1:31:57.558 13 1 17:53.550 ... 1:30.675 1:47.987 289.3 1:49:51.108 14 1 3:53.851 36.802 1:29.769 1:47.280 294.8 1:53:44.959 15 1 4:00.586 B 36.937 1:29.705 1:53.944 295.6 1:57:45.545 16 1 19:25.905 ... 1:31.502 1:55.046 293.2 2:17:11.450 17 1 3:56.558 37.060 1:30.625 1:48.873 296.4 2:21:08.008 18 1 3:53.008 36.726 1:29.397 1:46.885 295.6 2:25:01.016 19 1 4:01.677 B 37.791 1:30.072 1:53.814 294.0 2:29:02.693 20 2 7:15.937 3:53.166 1:33.784 1:48.987 260.7 2:36:18.630							





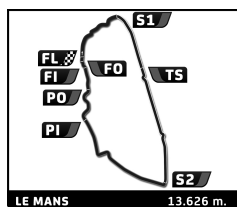
FIA WEC Official Test - 86° Edition des 24 Heures du Mans Test Session

Sector Analysis



Personal Best Session Best B Crossing the finish line in pit lane

Table with columns: Lap, D, Time, Sector 1, Sector 2, Sector 3, T. Spd, Elapsed. Contains two main sections of data for drivers 71 and 77, with various lap times and sector splits.



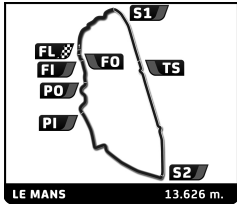
FIA WEC Official Test - 86^e Edition des 24 Heures du Mans Test Session

Sector Analysis



Personal Best Session Best B Crossing the finish line in pit lane

Table with columns: Lap, D, Time, Sector 1, Sector 2, Sector 3, T. Spd, Elapsed. Contains two main data sections for different drivers, with the second section starting at driver 93 (Porsche GT Team).



FIA WEC Official Test - 86° Edition des 24 Heures du Mans Test Session

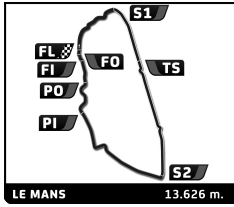


Sector Analysis

Personal Best Session Best Crossing the finish line in pit lane

Table with columns: Lap D, Time, Sector 1, Sector 2, Sector 3, T. Spd, Elapsed. Includes driver details for 97 (Aston Martin Racing) and 98 (Aston Martin Racing).





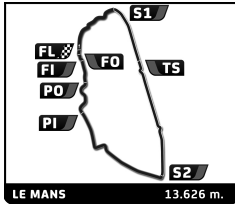
FIA WEC
Official Test - 86^e Edition des 24 Heures du Mans
Test Session



Sector Analysis

■ Personal Best ■ Session Best ■ Crossing the finish line in pit lane

Lap	D	Time	Sector 1	Sector 2	Sector 3	T. Spd	Elapsed	Lap	D	Time	Sector 1	Sector 2	Sector 3	T. Spd	Elapsed
26	3	4:05.928	39.001	1:34.263	1:52.664	278.8	2:27:47.179	53	3	6:41.478	3:15.941	1:33.674	1:51.863	281.7	8:36:46.159
27	3	4:16.133 B	38.230	1:34.057	2:03.846	278.1	2:32:03.312	54	3	4:03.671	38.930	1:33.753	1:50.988	258.8	8:40:49.830
99		Proton Competition				Porsche 911 RSR									
		1.Patrick LONG		3.Spencer PUMPELLY		LMGTE Am									
		2.Timothy PAPPAS													
1	3	24:46.954 B	...	1:38.792	2:06.593	229.2	24:46.954	55	3	4:15.256 B	40.300	1:36.366	1:58.590	276.0	8:45:05.086
2	3	9:03.058 B	5:26.741	1:34.513	2:01.804	281.0	33:50.012	56	1	6:49.147	3:25.599	1:33.400	1:50.148	279.5	8:51:54.233
3	3	24:16.865 B	...	3:06.382	4:30.399	282.5	58:06.877	57	1	3:57.515	37.216	1:31.893	1:48.406	283.2	8:55:51.748
4	3	39:54.271	...	1:36.238	2:02.228	284.7	1:38:01.148	58	1	7:25.863 B	37.471	2:15.026	4:33.366	290.0	9:03:17.611
5	3	4:22.836	39.834	1:49.471	1:53.531	284.7	1:42:23.984								
6	3	4:02.391	38.032	1:33.145	1:51.214	284.7	1:46:26.375								
7	3	4:11.866 B	38.436	1:33.205	2:00.225	283.2	1:50:38.241								
8	3	28:47.499	...	1:45.013	1:59.308	212.1	2:19:25.740								
9	3	4:07.655	39.786	1:35.567	1:52.302	258.2	2:23:33.395								
10	3	4:10.178 B	38.651	1:33.757	1:57.770	282.5	2:27:43.573								
11	3	17:03.295	...	1:40.025	2:34.671	227.3	2:44:46.868								
12	3	4:41.141	42.670	1:35.316	2:23.155	271.8	2:49:28.009								
13	3	4:18.825 B	41.856	1:33.909	2:03.060	283.9	2:53:46.834								
14	2	4:43:56.040	...	1:44.553	2:07.640	189.8	4:37:42.874								
15	2	4:29.927	44.313	1:40.650	2:04.964	258.2	4:42:12.801								
16	2	4:29.867	43.738	1:40.223	2:05.906	258.8	4:46:42.668								
17	2	4:28.467	42.915	1:39.634	2:05.918	273.9	4:51:11.135								
18	2	6:05.345 B	42.468	1:42.977	3:39.900	242.0	4:57:16.480								
19	2	12:47.333	9:00.956	1:40.787	2:05.590	270.4	5:10:03.813								
20	2	4:26.694	41.822	1:39.896	2:04.976	273.2	5:14:30.507								
21	2	4:24.061	41.481	1:39.869	2:02.711	270.4	5:18:54.568								
22	2	4:23.518	40.896	1:40.342	2:02.280	270.4	5:23:18.086								
23	2	4:24.167	41.735	1:40.476	2:01.956	270.4	5:27:42.253								
24	2	4:29.991 B	40.576	1:39.675	2:09.740	274.6	5:32:12.244								
25	2	10:25.196	6:45.799	1:39.260	2:00.137	276.0	5:42:37.440								
26	2	4:19.171	41.245	1:38.768	1:59.158	257.0	5:46:56.611								
27	2	4:21.656	41.747	1:38.748	2:01.161	273.2	5:51:18.267								
28	2	4:26.892 B	40.263	1:38.687	2:07.942	269.8	5:55:45.159								
29	1	8:38.148	5:09.258	1:35.169	1:53.721	280.3	6:04:23.307								
30	1	4:01.815	38.370	1:32.902	1:50.543	282.5	6:08:25.122								
31	1	6:03.842 B	37.720	1:54.762	3:31.360	247.0	6:14:28.964								
32	1	15:39.975	...	1:32.923	1:49.920	283.2	6:30:08.939								
33	1	3:58.477	37.543	1:31.831	1:49.103	284.7	6:34:07.416								
34	1	4:18.494 B	37.487	1:36.834	2:04.173	283.9	6:38:25.910								
35	2	18:07.602	...	1:38.199	2:01.576	267.1	6:56:33.512								
36	2	4:16.481	41.460	1:37.165	1:57.856	283.9	7:00:49.993								
37	2	5:49.910	41.772	2:01.964	3:06.174	252.2	7:06:39.903								
38	2	7:27.115	1:04.270	3:07.099	3:15.746	118.2	7:14:07.018								
39	2	7:13.671 B	1:06.792	3:10.580	2:56.299	142.3	7:21:20.689								
40	2	7:50.390	4:07.205	1:41.587	2:01.598	258.8	7:29:11.079								
41	2	4:19.812	40.388	1:39.566	1:59.858	268.4	7:33:30.891								
42	2	4:17.497	40.166	1:37.907	1:59.424	269.1	7:37:48.388								
43	2	4:18.765	39.979	1:38.300	2:00.486	276.0	7:42:07.153								
44	2	5:28.375	40.379	1:40.811	3:07.185	277.4	7:47:35.528								
45	2	4:18.235	39.388	1:37.682	2:01.165	277.4	7:51:53.763								
46	2	4:44.363	1:08.178	1:38.186	1:57.999	268.4	7:56:38.126								
47	2	4:15.149	40.162	1:37.190	1:57.797	258.8	8:00:53.275								
48	2	4:11.252	39.266	1:36.556	1:55.430	277.4	8:05:04.527								
49	2	4:21.265 B	39.000	1:36.274	2:05.991	278.1	8:09:25.792								
50	3	12:18.440	8:51.375	1:34.731	1:52.334	281.7	8:21:44.232								
51	3	4:01.570	37.646	1:33.112	1:50.812	283.2	8:25:45.802								
52	3	4:18.879 B	37.735	1:32.067	2:09.077	281.7	8:30:04.681								

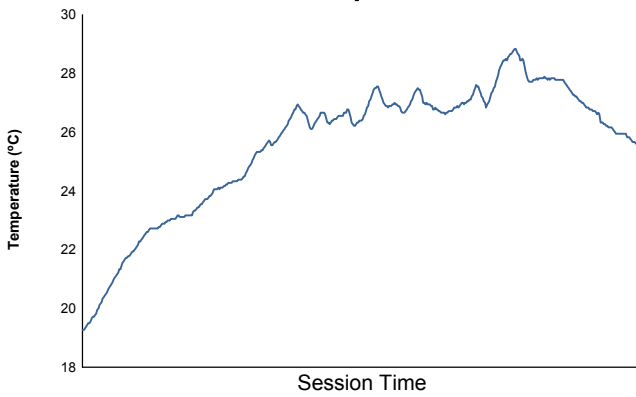


Computerised results and timing service

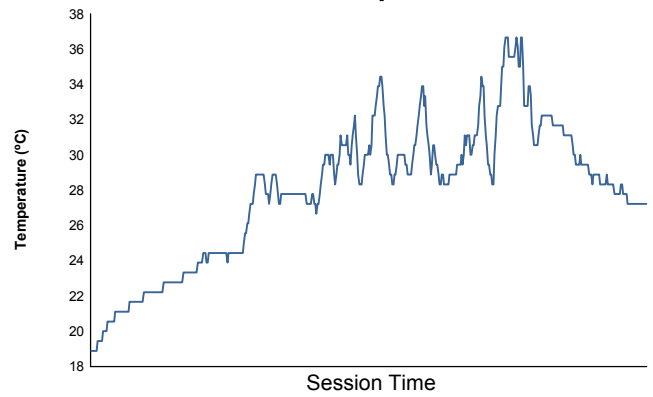
Official Test - 86° Edition des 24 Heures du Mans FIA WEC Test Session Weather Report



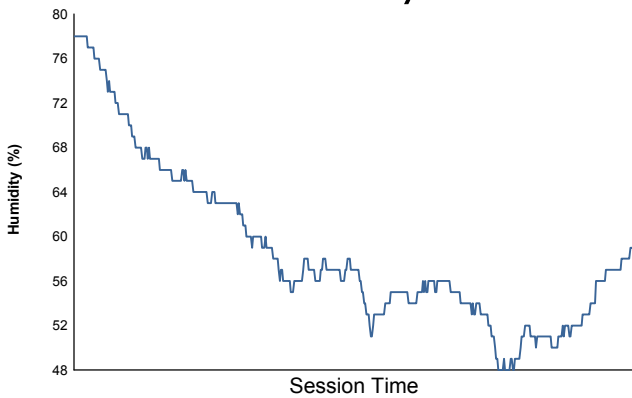
Air Temperature



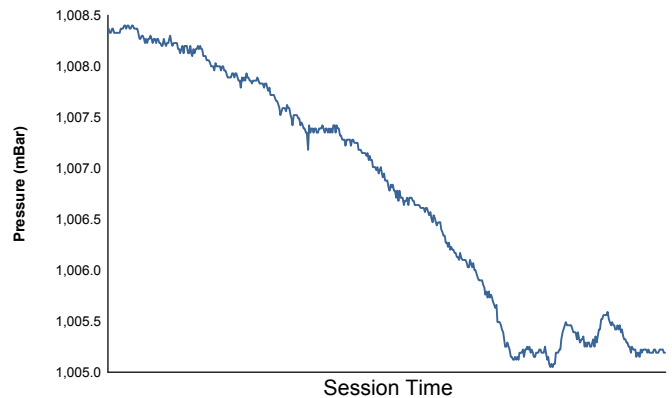
Track Temperature



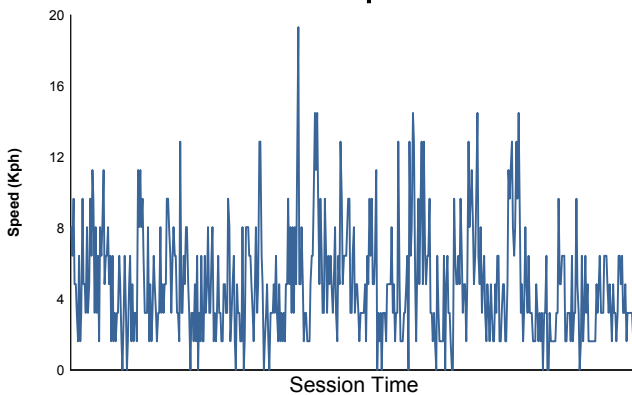
Humidity



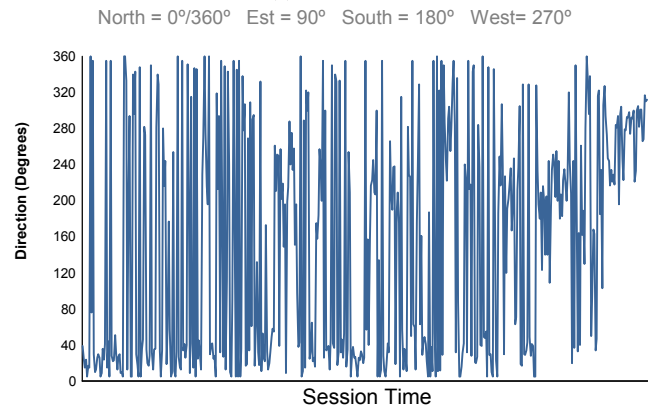
Pressure



Wind Speed



Wind direction



Track Status: **DRY**